

Percent Distribution of Deliveries by Health Care Provider Type (%) and Facility

British Columbia
April 1, 2024 to March 31, 2025



Provider type (%)



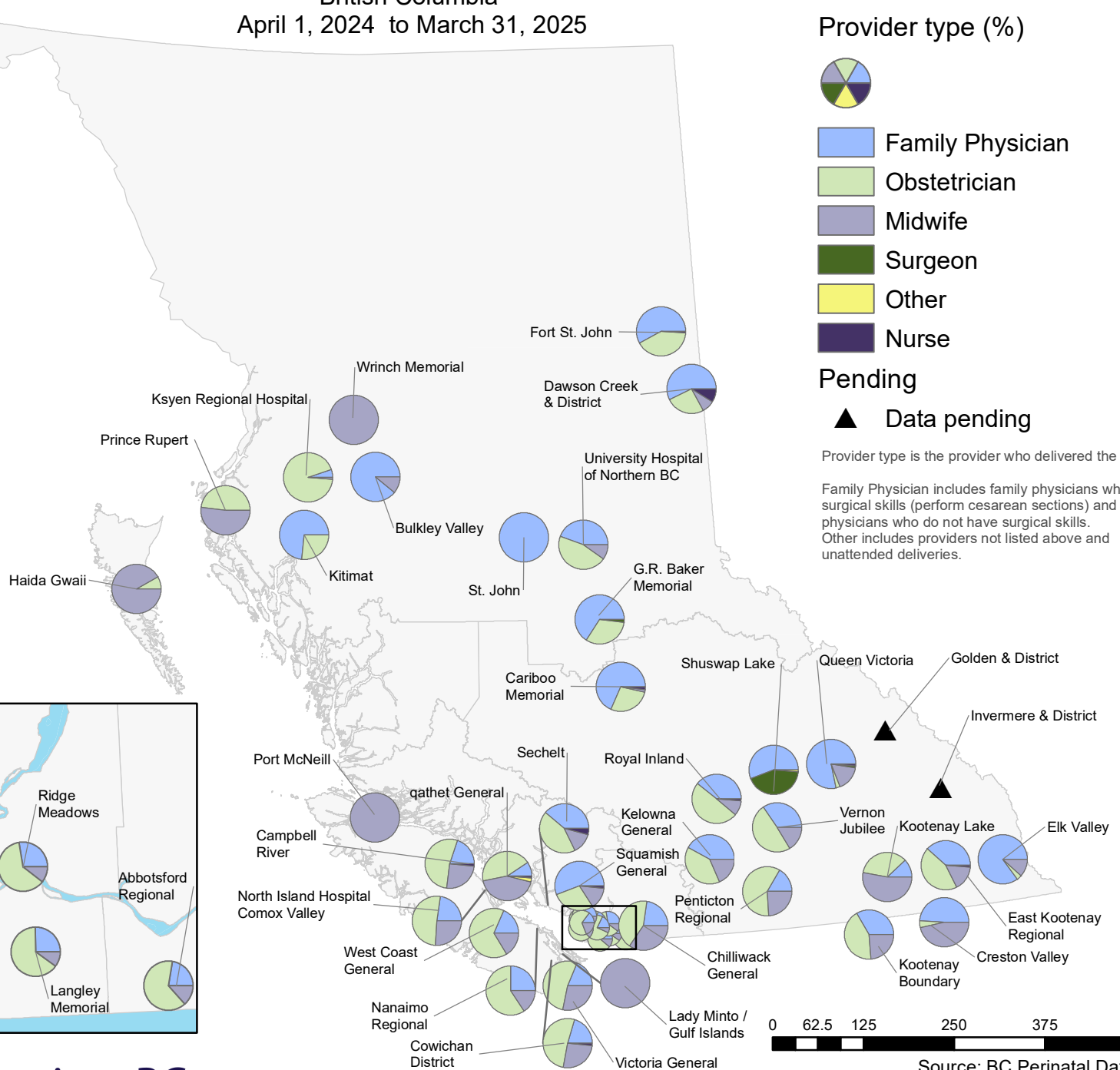
- Family Physician
- Obstetrician
- Midwife
- Surgeon
- Other
- Nurse

Pending


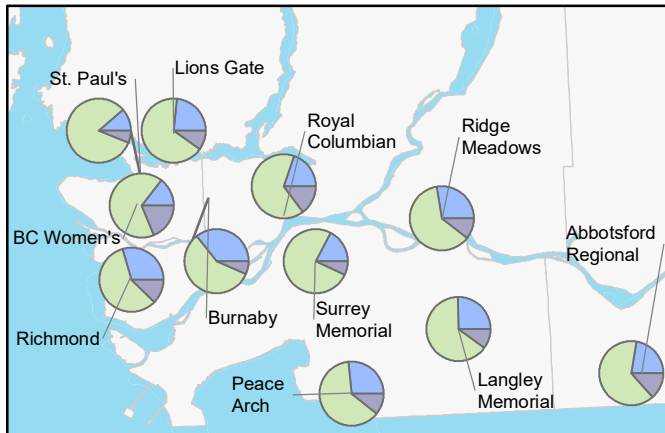
▲ Data pending

Provider type is the provider who delivered the baby

Family Physician includes family physicians who have surgical skills (perform cesarean sections) and family physicians who do not have surgical skills. Other includes providers not listed above and unattended deliveries.



Lower Mainland





Number of Deliveries by Facility
British Columbia, April 1, 2024 - March 31, 2025

Facility	Community	Deliveries
Abbotsford Regional Hospital & Cancer Centre	Abbotsford	2,906
BC Women's Hospital & Health Centre	Vancouver	6,032
Bulkley Valley District Hospital	Smithers	207
Burnaby Hospital	Burnaby	1,397
Cariboo Memorial Hospital	Williams Lake	251
Chilliwack General Hospital	Chilliwack	883
Cowichan District Hospital	Duncan	510
Creston Valley Hospital & Health Centre	Creston	43
Dawson Creek and District Hospital	Dawson Creek	295
Delivered at Home with a Registered Healthcare Provider		769
East Kootenay Regional Hospital	Cranbrook	390
Elk Valley Hospital	Fernie	122
Fort St. John Hospital	Fort St. John	503
GR Baker Memorial Hospital	Quesnel	109
Golden & District General Hospital	Golden	Pending
Haida Gwaii Hospital and Health Centre	Daajing Giids	12
Invermere & District Hospital	Invermere	Pending
Kelowna General Hospital	Kelowna	1,791
Kitimat General Hospital	Kitimat	15
Kootenay Boundary Regional Hospital	Trail	241
Kootenay Lake Hospital	Nelson	255
Ksyen Regional Hospital	Terrace	317
Lady Minto/Gulf Islands Hospital	Salt Spring Island (Ganges)	8
Langley Memorial Hospital	Langley	1,713
Lions Gate Hospital	North Vancouver	1,228
Nanaimo Regional General Hospital	Nanaimo	1,236
North Island Hospital Campbell River & District	Campbell River	358
North Island Hospital Comox Valley	Comox	492
Peace Arch Hospital	White Rock	1,021
Penticton Regional Hospital	Penticton	505
Port McNeill Hospital	Port McNeill	<5
Prince Rupert Regional Hospital	Prince Rupert	102
Queen Victoria Hospital	Revelstoke	74

NOTES:

Number of women/pregnant people delivering a live or stillborn infant discharged between April 1, 2024 and March 31, 2025.

Only facilities with planned obstetric services are listed.

¶ 769 deliveries at home attended by a registered health care provider are included.

Cells with counts between 1 and 4 are reported as <5.



Number of Deliveries by Facility
British Columbia, April 1, 2024 - March 31, 2025

Facility	Community	Deliveries
Richmond Hospital	Richmond	1,612
Ridge Meadows Hospital	Maple Ridge	810
Royal Columbian Hospital	New Westminster	3,307
Royal Inland Hospital	Kamloops	1,212
Sechelt Hospital	Sechelt	153
Shuswap Lake General Hospital	Salmon Arm	186
Squamish General Hospital	Squamish	383
St. John Hospital	Vanderhoof	110
St. Paul's Hospital	Vancouver	1,208
Surrey Memorial Hospital	Surrey	5,731
University Hospital of Northern British Columbia	Prince George	1,006
Vernon Jubilee Hospital	Vernon	805
Victoria General Hospital	Victoria	2,776
West Coast General Hospital	Port Alberni	148
Wrinch Memorial Hospital	Hazelton	7
qathet General Hospital	Powell River	77

NOTES:

Number of women/pregnant people delivering a live or stillborn infant discharged between April 1, 2024 and March 31, 2025.

Only facilities with planned obstetric services are listed.

¶ 769 deliveries at home attended by a registered health care provider are included.

Cells with counts between 1 and 4 are reported as <5.