




Births by Facility

British Columbia


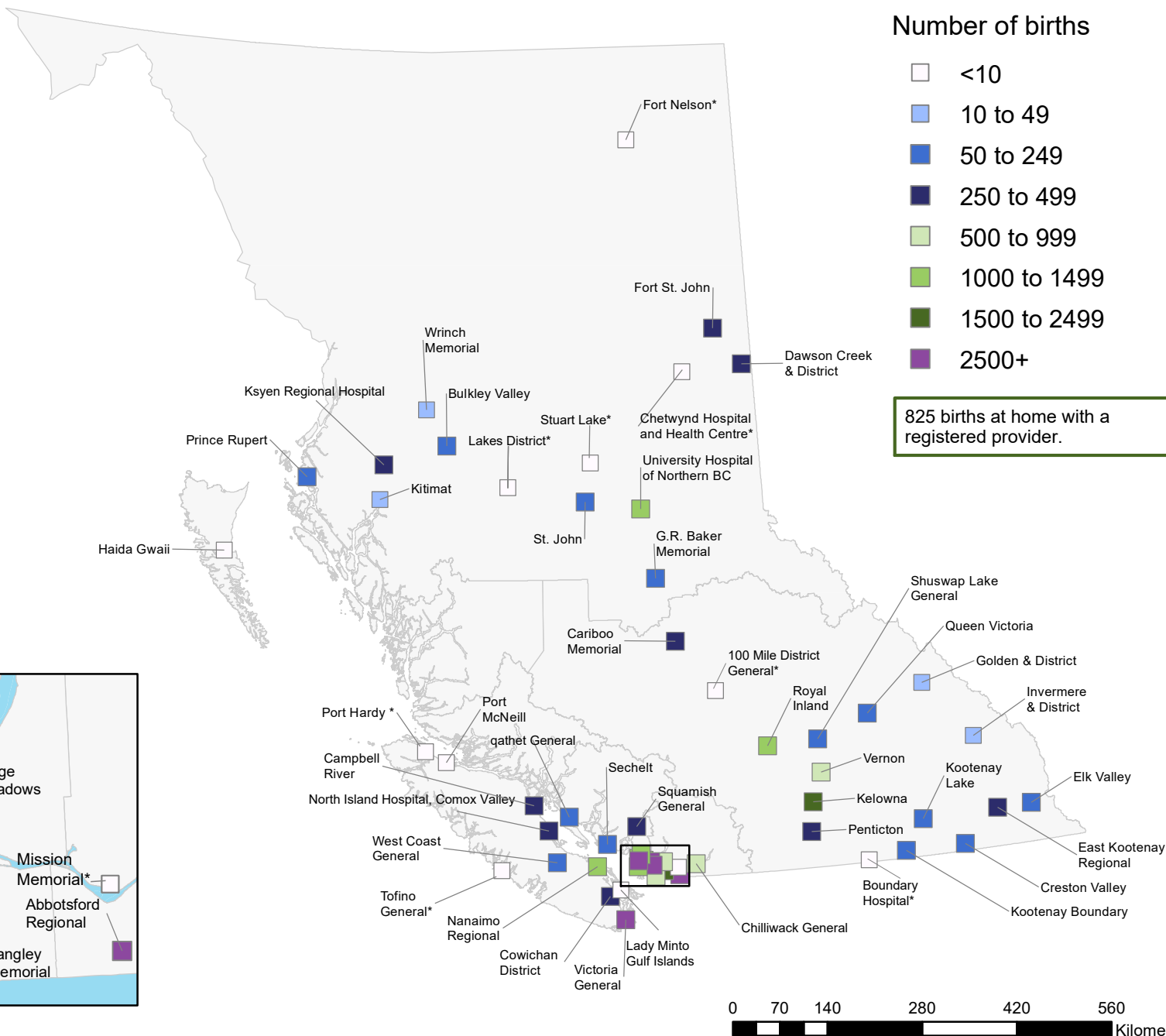
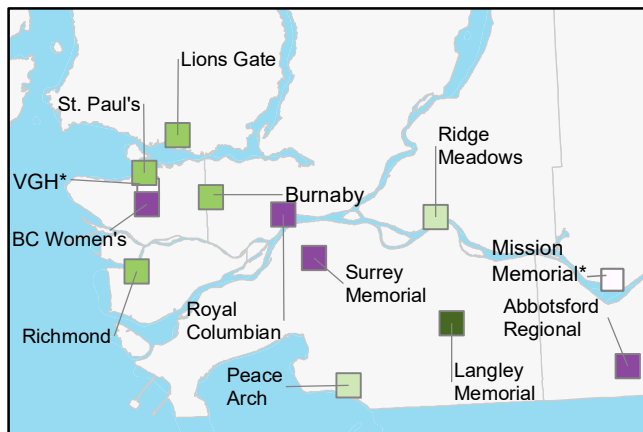
April 1, 2023 to March 31, 2024

Number of births



825 births at home with a registered provider.

Lower Mainland



Number of Births by Facility

British Columbia, April 1, 2023 - March 31, 2024

Facility	Community	Births
100 Mile District General Hospital*	100 Mile House	<5
Abbotsford Regional Hospital & Cancer Centre	Abbotsford	2,702
BC Women's Hospital & Health Centre	Vancouver	5,968
Born at Home with a Registered Healthcare Provider ¶		825
Boundary Hospital*	Grand Forks	<5
Bulkley Valley District Hospital	Smithers	191
Burnaby Hospital	Burnaby	1,325
North Island Hospital Campbell River & District	Campbell River	358
Cariboo Memorial Hospital	Williams Lake	262
Chetwynd Hospital and Health Centre*	Chetwynd	<5
Chilliwack General Hospital	Chilliwack	808
Cowichan District Hospital	Duncan	418
Creston Valley Hospital & Health Centre	Creston	51
Dawson Creek and District Hospital	Dawson Creek	344
East Kootenay Regional Hospital	Cranbrook	352
Elk Valley Hospital	Fernie	106
Fort Nelson General Hospital*	Fort Nelson	<5
Fort St. John Hospital	Fort St. John	491
G.R. Baker Memorial Hospital	Quesnel	114
Golden & District General Hospital	Golden	42
Haida Gwaii Hospital and Health Centre	Daajing Giids	9
Invermere & District Hospital	Invermere	12
Kelowna General Hospital	Kelowna	1,661
Kitimat General Hospital	Kitimat	23
Kootenay Boundary Regional Hospital	Trail	202
Kootenay Lake Hospital	Nelson	243
Lady Minto/Gulf Islands Hospital	Salt Spring Island (Ganges)	<5
Lakes District Hospital & Health Centre*	Burns Lake	<5
Langley Memorial Hospital	Langley	1,545
Lions Gate Hospital	North Vancouver	1,220
Ksyen Regional Hospital	Terrace	291
Mission Memorial Hospital*	Mission	<5

NOTES:

Number of live births and stillbirths whose mothers were discharged between April 1, 2023 and March 31, 2024.

* Hospital does not provide planned obstetrical services.

¶ 825 births at home attended by a registered health care provider are included.

Cells with counts between 1 and 4 are reported as <5.

Number of Births by Facility

British Columbia, April 1, 2023 - March 31, 2024

Facility	Community	Births
Nanaimo Regional General Hospital	Nanaimo	1,184
Peace Arch Hospital	White Rock	986
Penticton Regional Hospital	Penticton	481
Port Hardy Hospital*	Port Hardy	<5
Port McNeill Hospital	Port McNeill	<5
qathet General Hospital	Powell River	97
Prince Rupert Regional Hospital	Prince Rupert	111
Queen Victoria Hospital	Revelstoke	79
Richmond Hospital	Richmond	1,482
Ridge Meadows Hospital	Maple Ridge	824
Royal Columbian Hospital	New Westminster	3,191
Royal Inland Hospital	Kamloops	1,065
Sechelt Hospital	Sechelt	158
Shuswap Lake General Hospital	Salmon Arm	176
Squamish General Hospital	Squamish	366
St. John Hospital	Vanderhoof	109
North Island Hospital Comox Valley	Comox	485
St. Paul's Hospital	Vancouver	1,188
Stuart Lake Hospital*	Fort St. James	<5
Surrey Memorial Hospital	Surrey	5,395
Tofino General Hospital*	Tofino	<5
University Hospital of Northern British Columbia	Prince George	1,074
Vancouver General Hospital*	Vancouver	<5
Vernon Jubilee Hospital	Vernon	766
Victoria General Hospital	Victoria	2,709
West Coast General Hospital	Port Alberni	175
Wrinch Memorial Hospital	Hazelton	11

NOTES:

Number of live births and stillbirths whose mothers were discharged between April 1, 2023 and March 31, 2024.

* Hospital does not provide planned obstetrical services.

† 825 births at home attended by a registered health care provider are included.

Cells with counts between 1 and 4 are reported as <5.