




Births by Facility

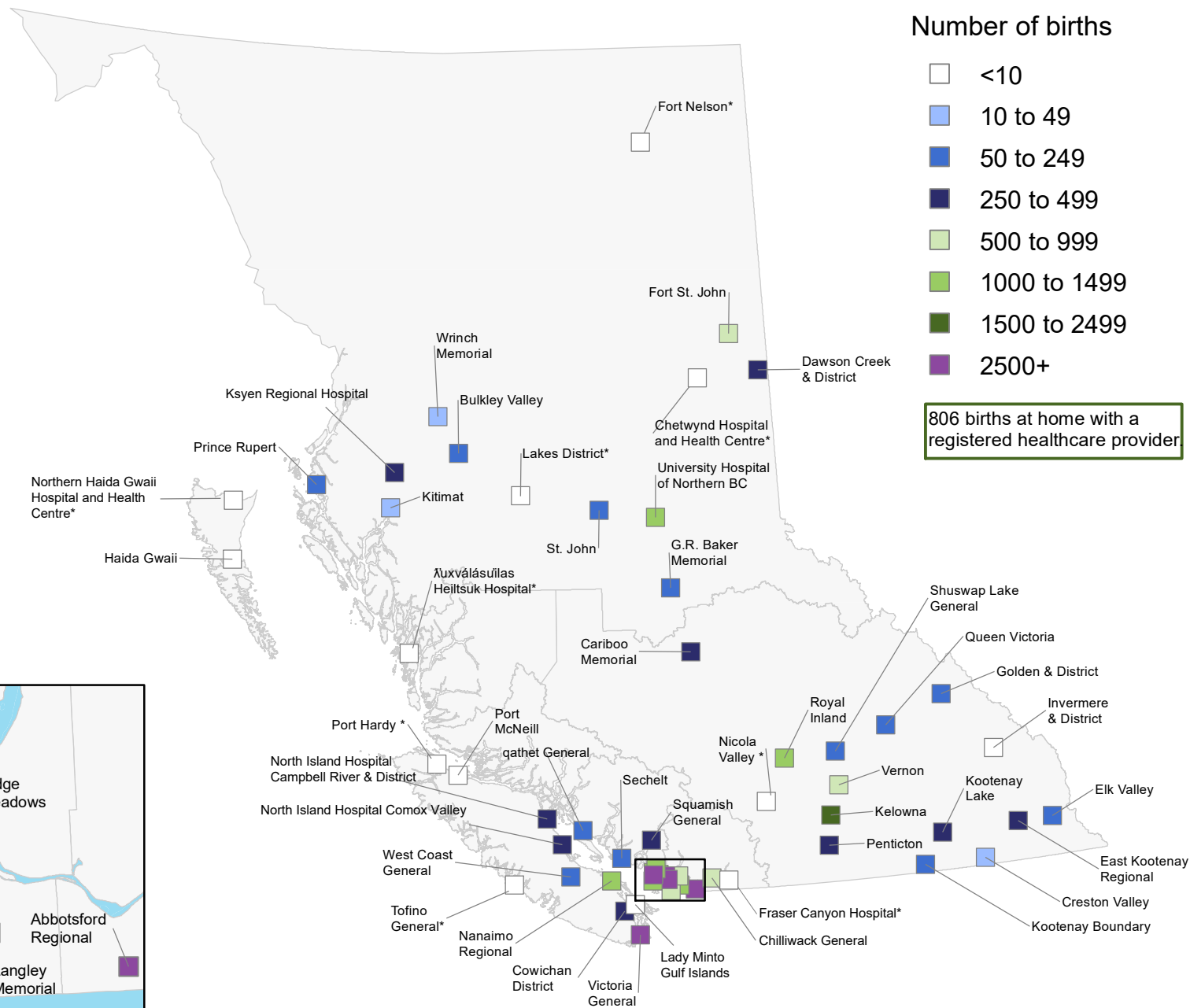
British Columbia

April 1, 2022 to March 31, 2023


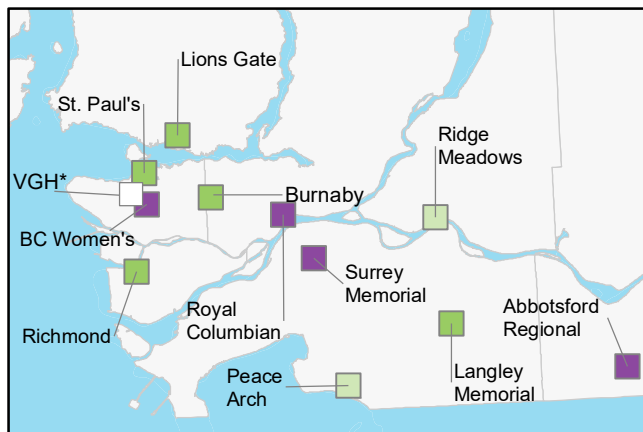
Number of births



806 births at home with a registered healthcare provider



Lower Mainland



Source: BC Perinatal Data Registry.
Data as of August 12, 2025.

* Hospital does not offer planned obstetric services.

Number of Births by Facility

British Columbia, April 1, 2022 - March 31, 2023

Facility	Community	Births
Abbotsford Regional Hospital & Cancer Centre	Abbotsford	2,512
BC Women's Hospital & Health Centre	Vancouver	6,158
Born at Home with a Registered Healthcare Provider ¶		806
Bulkley Valley District Hospital	Smithers	211
Burnaby Hospital	Burnaby	1,258
Cariboo Memorial Hospital	Williams Lake	294
Chetwynd Hospital and Health Centre*	Chetwynd	<5
Chilliwack General Hospital	Chilliwack	788
Cowichan District Hospital	Duncan	462
Creston Valley Hospital & Health Centre	Creston	45
Dawson Creek and District Hospital	Dawson Creek	280
East Kootenay Regional Hospital	Cranbrook	356
Elk Valley Hospital	Fernie	108
Fort Nelson General Hospital*	Fort Nelson	<5
Fort St. John Hospital	Fort St. John	521
Fraser Canyon Hospital*	Hope	<5
G.R. Baker Memorial Hospital	Quesnel	134
Golden & District General Hospital	Golden	52
Haida Gwaii Hospital and Health Centre	Daajing Giids	9
Invermere & District Hospital	Invermere	7
Kelowna General Hospital	Kelowna	1,690
Kitimat General Hospital	Kitimat	48
Kootenay Boundary Regional Hospital	Trail	186
Kootenay Lake Hospital	Nelson	268
Ksyen Regional Hospital	Terrace	300
Lady Minto/Gulf Islands Hospital	Salt Spring Island (Ganges)	<5
Lakes District Hospital & Health Centre*	Burns Lake	<5
Langley Memorial Hospital	Langley	1,468
Lions Gate Hospital	North Vancouver	1,197
Nanaimo Regional General Hospital	Nanaimo	1,224
Nicola Valley Hospital and Health Centre*	Merritt	<5
North Island Hospital Campbell River & District	Campbell River	359

NOTES:

Number of live births and stillbirths whose mothers were discharged between April 1, 2022 and March 31, 2023.

* Hospital does not provide planned obstetrical services.

¶ 806 births at home attended by a registered health care provider are included.

Cells with counts between 1 and 4 are reported as <5.

Number of Births by Facility

British Columbia, April 1, 2022 - March 31, 2023

Facility	Community	Births
North Island Hospital Comox Valley	Comox	473
Northern Haida Gwaii Hospital and Health Centre*	Masset	<5
Peace Arch Hospital	White Rock	744
Penticton Regional Hospital	Penticton	469
Port Hardy Hospital*	Port Hardy	<5
Port McNeill Hospital	Port McNeill	<5
Prince Rupert Regional Hospital	Prince Rupert	125
Queen Victoria Hospital	Revelstoke	92
Áuxválásúilas Heiltsuk Hospital*	Bella Bella	<5
Richmond Hospital	Richmond	1,440
Ridge Meadows Hospital	Maple Ridge	722
Royal Columbian Hospital	New Westminster	3,157
Royal Inland Hospital	Kamloops	1,192
Sechelt Hospital	Sechelt	157
Shuswap Lake General Hospital	Salmon Arm	163
Squamish General Hospital	Squamish	329
St. John Hospital	Vanderhoof	115
St. Paul's Hospital	Vancouver	1,302
Surrey Memorial Hospital	Surrey	5,231
Tofino General Hospital*	Tofino	<5
University Hospital of Northern British Columbia	Prince George	1,057
Vancouver General Hospital*	Vancouver	<5
Vernon Jubilee Hospital	Vernon	780
Victoria General Hospital	Victoria	2,748
West Coast General Hospital	Port Alberni	177
Wrinch Memorial Hospital	Hazelton	11
qathet General Hospital	Powell River	103

NOTES:

Number of live births and stillbirths whose mothers were discharged between April 1, 2022 and March 31, 2023.

* Hospital does not provide planned obstetrical services.

¶ 806 births at home attended by a registered health care provider are included.

Cells with counts between 1 and 4 are reported as <5.