



Births by Facility


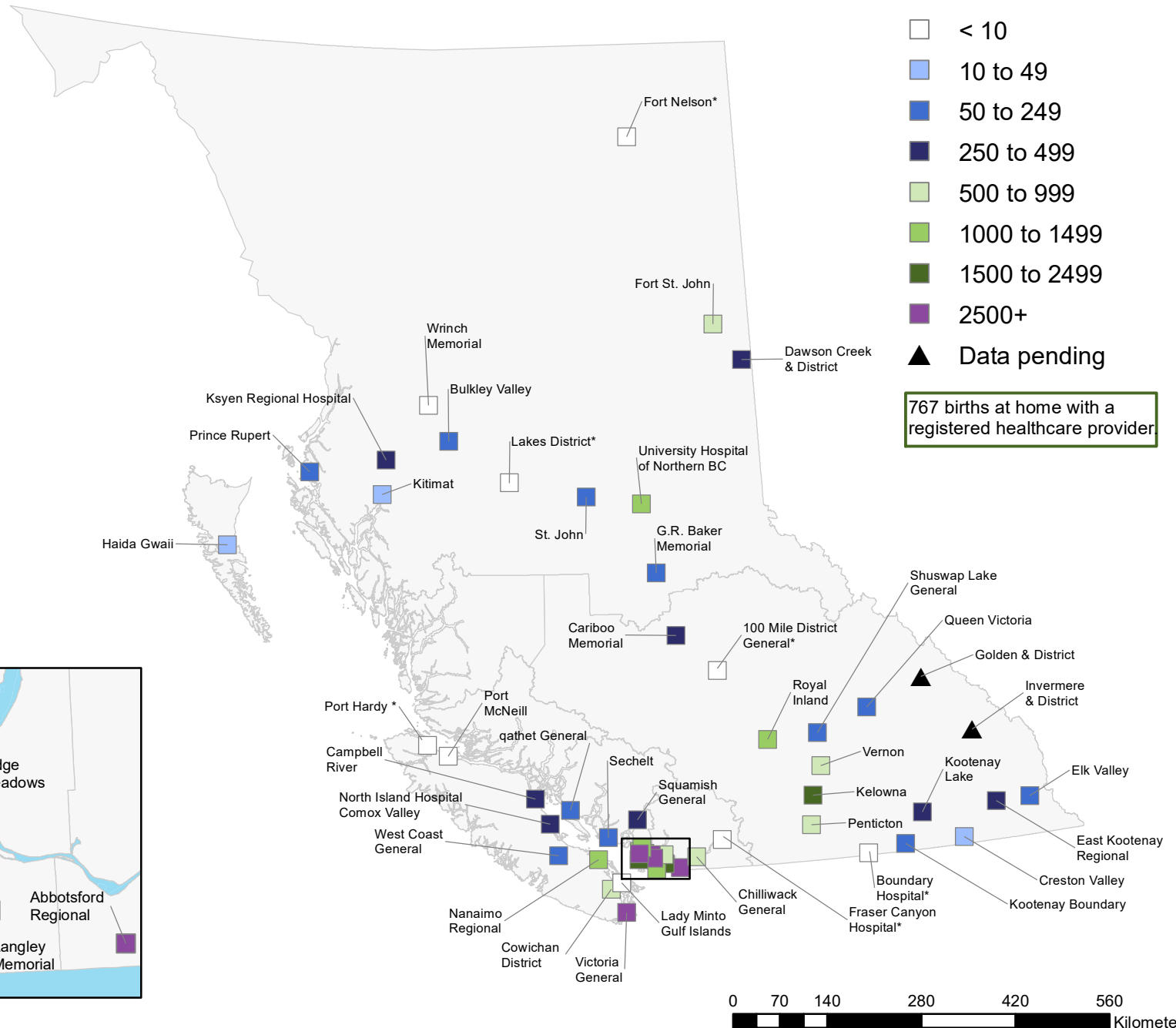
British Columbia

April 1, 2024 to March 31, 2025

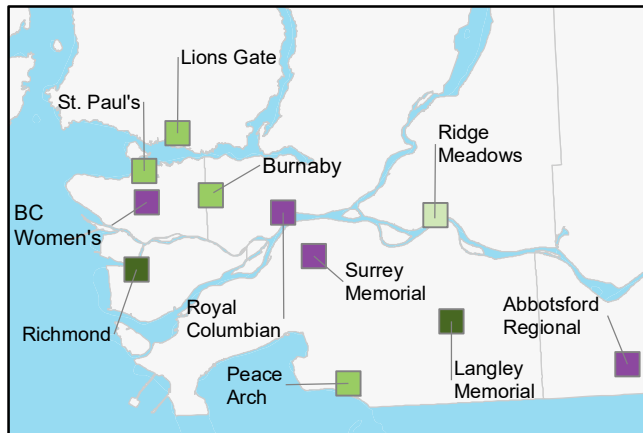
Number of births

- < 10
- 10 to 49
- 50 to 249
- 250 to 499
- 500 to 999
- 1000 to 1499
- 1500 to 2499
- 2500+
- Data pending

767 births at home with a registered healthcare provider



Lower Mainland





Number of Births by Facility
British Columbia, April 1, 2024 - March 31, 2025

Facility	Community	Births
100 Mile District General Hospital*	100 Mile House	<5
Abbotsford Regional Hospital & Cancer Centre	Abbotsford	2,968
BC Women's Hospital & Health Centre	Vancouver	6,154
Born at Home with a Registered Healthcare Provider ¶		767
Boundary Hospital*	Grand Forks	<5
Bulkley Valley District Hospital	Smithers	209
Burnaby Hospital	Burnaby	1,407
Cariboo Memorial Hospital	Williams Lake	251
Chilliwack General Hospital	Chilliwack	888
Cowichan District Hospital	Duncan	515
Creston Valley Hospital & Health Centre	Creston	43
Dawson Creek and District Hospital	Dawson Creek	297
East Kootenay Regional Hospital	Cranbrook	400
Elk Valley Hospital	Fernie	121
Fort Nelson General Hospital*	Fort Nelson	<5
Fort St. John Hospital	Fort St. John	506
Fraser Canyon Hospital*	Hope	<5
G.R. Baker Memorial Hospital	Quesnel	109
Golden & District General Hospital	Golden	Pending
Haida Gwaii Hospital and Health Centre	Daajing Giids	12
Invermere & District Hospital	Invermere	Pending
Kelowna General Hospital	Kelowna	1,821
Kitimat General Hospital	Kitimat	15
Kootenay Boundary Regional Hospital	Trail	246
Kootenay Lake Hospital	Nelson	255
Ksyen Regional Hospital	Terrace	319
Lady Minto/Gulf Islands Hospital	Salt Spring Island (Ganges)	8
Lakes District Hospital & Health Centre*	Burns Lake	<5
Langley Memorial Hospital	Langley	1,733
Lions Gate Hospital	North Vancouver	1,249
Nanaimo Regional General Hospital	Nanaimo	1,265
North Island Hospital Campbell River & District	Campbell River	360
North Island Hospital Comox Valley	Comox	496

NOTES:

Number of live births and stillbirths whose mothers were discharged between April 1, 2024 and March 31, 2025.

* Hospital does not provide planned obstetrical services.

¶ 767 births at home attended by a registered health care provider are included.

Cells with counts between 1 and 4 are reported as <5.



**Number of Births by Facility
British Columbia, April 1, 2024 - March 31, 2025**

Facility	Community	Births
Peace Arch Hospital	White Rock	1,022
Penticton Regional Hospital	Penticton	508
Port Hardy Hospital*	Port Hardy	<5
Port McNeill Hospital	Port McNeill	<5
Prince Rupert Regional Hospital	Prince Rupert	102
Queen Victoria Hospital	Revelstoke	74
Richmond Hospital	Richmond	1,628
Ridge Meadows Hospital	Maple Ridge	812
Royal Columbian Hospital	New Westminster	3,372
Royal Inland Hospital	Kamloops	1,235
Sechelt Hospital	Sechelt	153
Shuswap Lake General Hospital	Salmon Arm	187
Squamish General Hospital	Squamish	384
St. John Hospital	Vanderhoof	110
St. Paul's Hospital	Vancouver	1,226
Surrey Memorial Hospital	Surrey	5,854
University Hospital of Northern British Columbia	Prince George	1,032
Vernon Jubilee Hospital	Vernon	820
Victoria General Hospital	Victoria	2,836
West Coast General Hospital	Port Alberni	143
Wrinch Memorial Hospital	Hazelton	7
qathet General Hospital	Powell River	72

NOTES:

Number of live births and stillbirths whose mothers were discharged between April 1, 2024 and March 31, 2025.

* Hospital does not provide planned obstetrical services.

¶ 767 births at home attended by a registered health care provider are included.

Cells with counts between 1 and 4 are reported as <5.