



Perinatal
Services BC

Provincial Health Services Authority



Perinatal Health Report
Residents of Island Health
2019/20

Publication Information

Copyright © 2021 by Perinatal Services BC

Citation: Perinatal Services BC (March 2021). *Perinatal Health Report: Residents of Island Health 2019/20*. Vancouver, BC.

Perinatal Services BC
260 – 1770 West 7th Avenue
Vancouver, BC V6J 4Y6

T: 604-877-2121

F: 604-872-1987

psbc@phsa.ca

www.perinatalservicesbc.ca

Contents

	Page
General Notes	vi
Section 1: Maternal Health	1
Total Deliveries	2
Deliveries by Resident Health Service Delivery Area	3
Deliveries Within Home Health Authority	4
Deliveries by Parity	5
Average and Median Maternal Age at Delivery by Parity	5
Maternal Age at Delivery	6
Maternal Age at Delivery, Nulliparous Women	7
Maternal Age at Delivery, Parous Women	8
Antenatal Care Visits	9
Pre-Pregnancy Body Mass Index (BMI)	10
Appropriate Weight Gain During Pregnancy by Pre-Pregnancy Body Mass Index (BMI)	11
Hypertensive Disorders of Pregnancy	12
Diabetes Mellitus in Pregnancy	13
Substance Use During Pregnancy	14
Cigarette Use at Any Time During Pregnancy by Maternal Age	15
Cigarette Use at Any Time During Pregnancy by Parity	16
Maternal Screening Tests	17
Uptake of Prenatal Genetic Screening by Maternal Age	18
Type of Down Syndrome and Trisomy 18 Screening Performed by Maternal Age	19
Uptake of Invasive Diagnostic Testing by Indication	20
Use of Artificial Reproductive Technology, Nulliparous Women by Age	21
Section 2: Labour and Delivery	22
Labour Augmentation	23
Method of Labour Augmentation	24
Labour Induction	25
Method of Labour Induction	26
Primary Indication for Labour Induction	27
Method of Fetal Surveillance During Labour	28
Vaginal Delivery	29
Vaginal Delivery by Maternal Age	30

	Page
Type of Vaginal Delivery	31
Perineal Trauma	32
Cesarean Delivery	33
Cesarean Delivery by Maternal Age	34
Type of Cesarean Delivery	35
Primary Indication for Cesarean Delivery	36
Vaginal Birth After Cesarean (VBAC)	37
Anesthesia or Analgesia During Labour and Delivery, Vaginal Deliveries	38
Anesthesia or Analgesia During Labour and Delivery, Cesarean Deliveries with Labour	39
Epidural Anesthesia or Analgesia During Labour and Delivery by Parity	40
Delivery Provider	41
Deliveries with Midwifery-Involved Care	42
Deliveries at Home with a Registered Midwife	43
Length of Stay (Hours) for the Delivery Episode of Care (Antepartum, Postpartum, and Total) by Mode of Delivery	44
Maternal Morbidity	45
Adverse Outcome of Labour or Delivery	46
Maternal Hospital Transfers	47
Post-Delivery Admissions	48
Section 3: Newborn Health	49
Total Births	50
Total Births by Resident Health Service Delivery Area	51
Births Part of a Multiple Gestation	52
Preterm Birth	53
Low Birthweight Singletons	54
Weight for Gestational Age	55
Newborn Resuscitation by Gestational Age	56
Birth Injury by Mode of Delivery	57
Neonatal Morbidity by Gestational Age	58
Type of Neonatal Morbidity	59
Congenital Anomalies	60
Median Length of Stay (Hours) for the Birth Episode of Care by Mode of Delivery	61
Breastfeeding During the Birth Admission by Mode of Delivery	62
Neonatal Intensive Care Use During Birth Episode of Care by Gestational Age	63
Transfer to Another Hospital from the Birth Admission	64

	Page
Transfer to Another Hospital from the Birth Admission, Preterm Births	65
Post-Neonatal Admissions	66
In-Hospital Perinatal Mortality	67
Section 4: 'Normal Labour'	68
Deliveries with 'Normal Labour' by Resident Health Service Delivery Area	69
Cervical Dilation at Admission	70
Labour Augmentation	71
Method of Fetal Surveillance During Labour	72
Anesthesia and Analgesia During Labour and Delivery	73
Median Length of Labour Stages (Hours) by Mode of Delivery	74
Median Length of Stay (Hours) in Acute Care for Delivery Episode of Care by Mode of Delivery	74
Mode of Delivery	75
Primary Indication for Cesarean Delivery	76
Delivery Provider	77
Deliveries with Midwifery-Involved Care	78
Deliveries with 'Normal Childbirth'	79
Newborn Resuscitation	80
Low 5 Minute Apgar Score	81
Weight for Gestational Age	82
Neonatal Intensive Care Use During Birth Episode of Care	83
Definitions	84
Episodes Included in the Perinatal Health Report	96
Detailed Specifications for Selected Variables	98
Gestational Age Algorithm	110

General Notes

This report is based on delivery, postpartum transfer/readmission, newborn, and newborn transfer/readmission records submitted to Perinatal Services BC's British Columbia Perinatal Data Registry (BCPDR). The registry captures >99% of deliveries and births that occur in the province.

Records used to generate this report meet the following conditions:

- Mother delivery and baby newborn records must be linked. Unlinked mother delivery or newborn records are excluded (<0.2% of babies are not linked to a mother).
- Complete late terminations are excluded from all indicators except the Crude Stillbirth Rate; pregnancies involving selective fetal reduction are retained.
- Mother's delivery record has a discharge date between April 1, 2015 and March 31, 2020.
- Fiscal years begin on April 1 and end on March 31 of the following year. Fiscal year is based on the mother's discharge date from the delivery admission.
- Resident Health Authority was derived by linking the postal code on the mother's delivery record with the September 2016 version of BC Stats' Geocoding Self Service translation file.
- Rates with numerators of 1-4 cases are not reported (NR).

Terms used in the Perinatal Health Report (see specifications on pages 98 and 99)

Delivery Admission¹

- Record of care provided between admission to acute care and discharge from acute care for delivery of a baby. Woman can be discharged to home or to another hospital. OR
- Record of care provided by a registered midwife for deliveries at home.

Delivery Episode of Care

- Total time woman spent in one or more hospitals, beginning from admission to hospital for delivery of a baby. Includes the Delivery Admission and all acute care episodes captured in the BCPDR where the woman was discharged from one hospital and admitted directly to a different hospital.

Maternal Admission

- Any record of maternal care received by the BCPDR. Includes deliveries at home with a registered midwife, admissions to acute care for delivery, and postpartum readmissions or transfers within 42 days of delivery.

¹NOTE: Until March 31, 2014, if a woman who delivered at home with a registered midwife was admitted to acute care within 24 hours of delivery, the acute care admission was her Delivery Admission and the transfer was not recorded. Effective April 1, 2014, all deliveries at home with a registered midwife have home as the location of the Delivery Admission. All admissions to acute care within 42 days, including those within 24 hours of delivery, are counted as Post-Delivery Admissions.

Post-Delivery Admission¹

- Any record of post-delivery maternal care received by the BCPDR. Includes acute care episodes that are transfers from another hospital and admissions from home, up to 42 days after delivery.

Birth Admission¹

- Record of care provided between baby's birth and discharge from acute care after birth. Baby can be discharged home or to another hospital. OR
- Record of care provided by a registered midwife for births at home.

Birth Episode of Care

- Total time baby spent in hospital between birth and discharge home. Includes the Birth Admission and all acute care episodes captured in the BCPDR where baby was discharged from one hospital and admitted directly to a different hospital.

Baby Admission

- Any record of baby care received by the BCPDR. Includes births at home with a registered midwife, admissions to acute care from birth, neonatal readmissions or transfers before 28 days of age, and continuous episodes of care (never discharged to home) from birth up to one year of age.

Post-Neonatal Admission¹

- Any record of post-birth baby care received by the BCPDR. Includes acute care episodes that are transfers from another hospital and admissions from home, up to 28 days after birth.

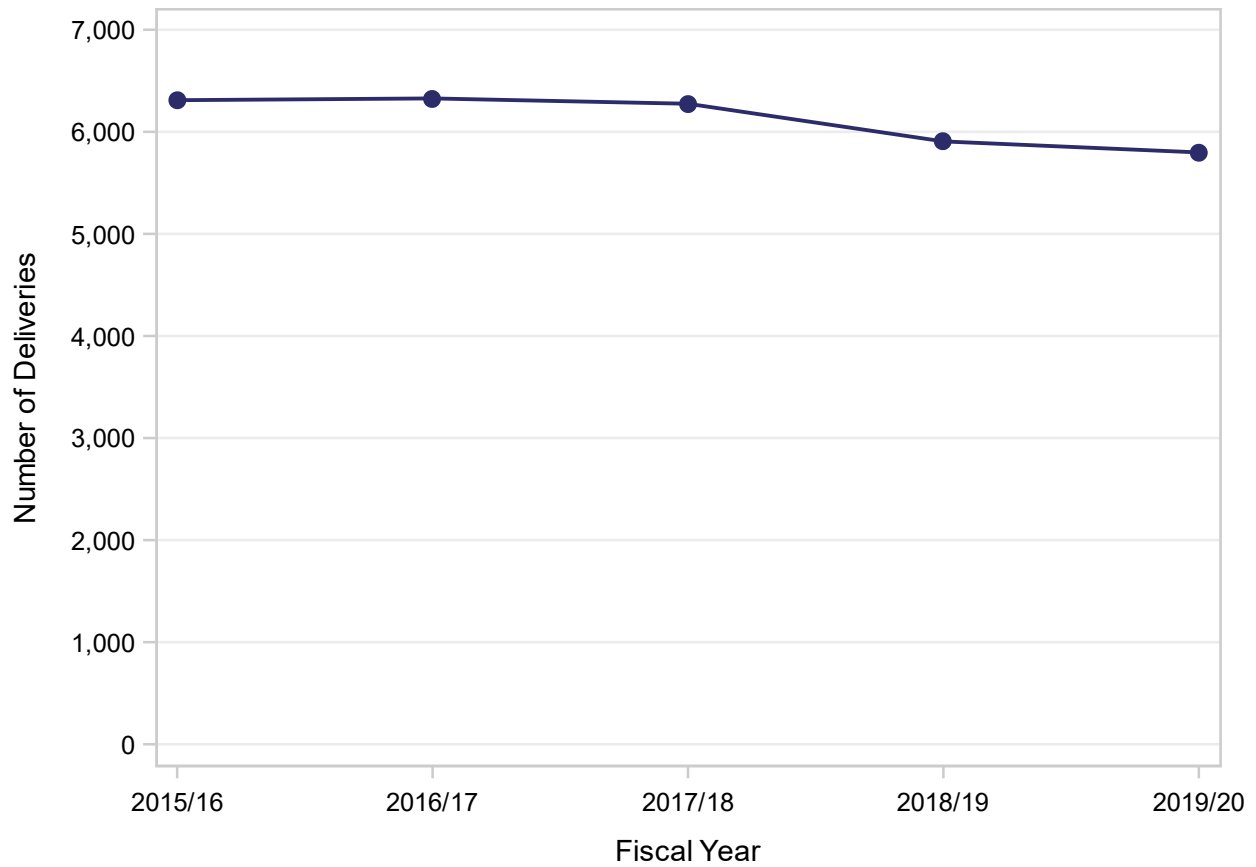
¹NOTE: Until March 31, 2014, if a woman who delivered at home with a registered midwife was admitted to acute care within 24 hours of delivery, the acute care admission was her Delivery Admission and the transfer was not recorded. Effective April 1, 2014, all deliveries at home with a registered midwife have home as the location of the Delivery Admission. All admissions to acute care within 42 days, including those within 24 hours of delivery, are counted as Post-Delivery Admissions.

**Perinatal Health Report 2015/16 to 2019/20
Residents of Island Health**

Section 1: Maternal Health

Total Deliveries

Residents of Island Health: April 1, 2015 - March 31, 2020

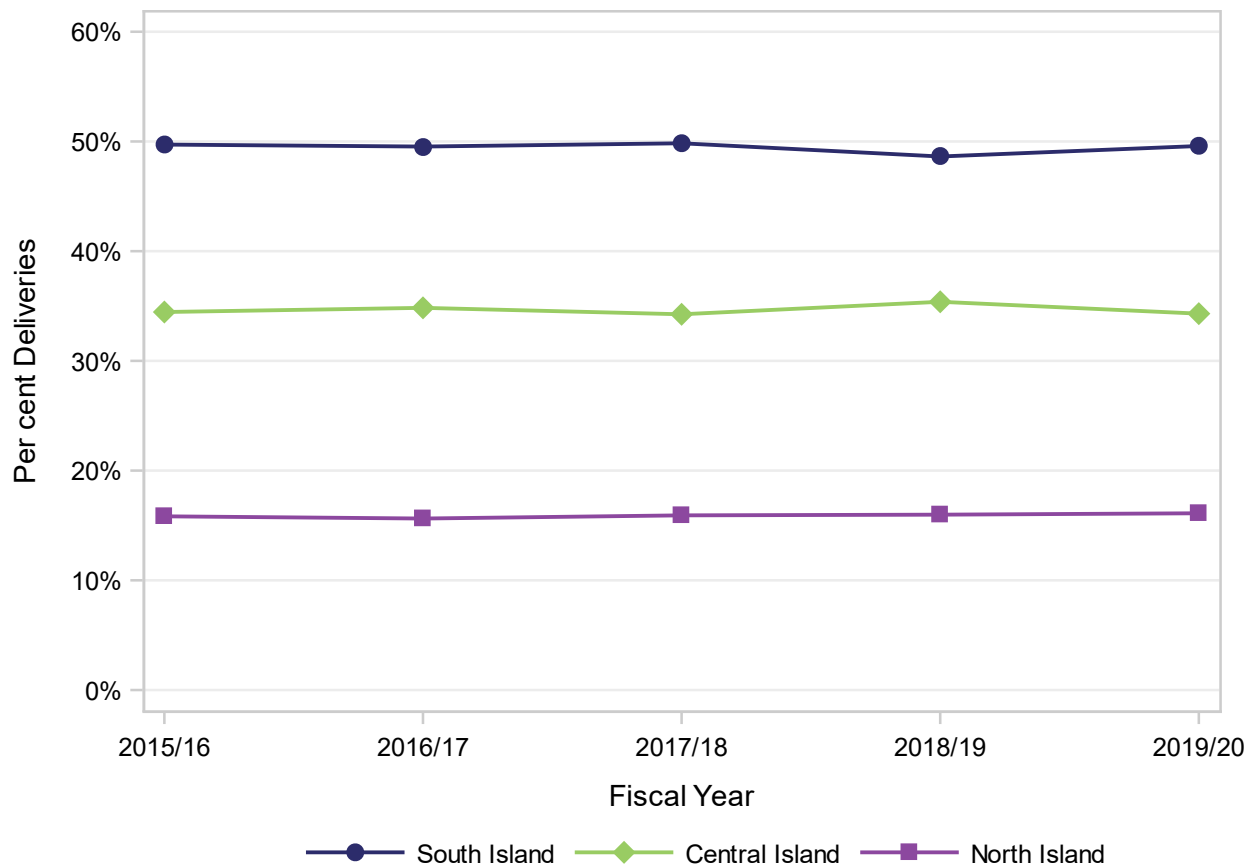


	Fiscal Year				
	2015/16	2016/17	2017/18	2018/19	2019/20
Island Health	6,310	6,327	6,275	5,906	5,798

Definitions and specifications begin on Page 84 of this document.

Deliveries by Resident Health Service Delivery Area

Residents of Island Health: April 1, 2015 - March 31, 2020

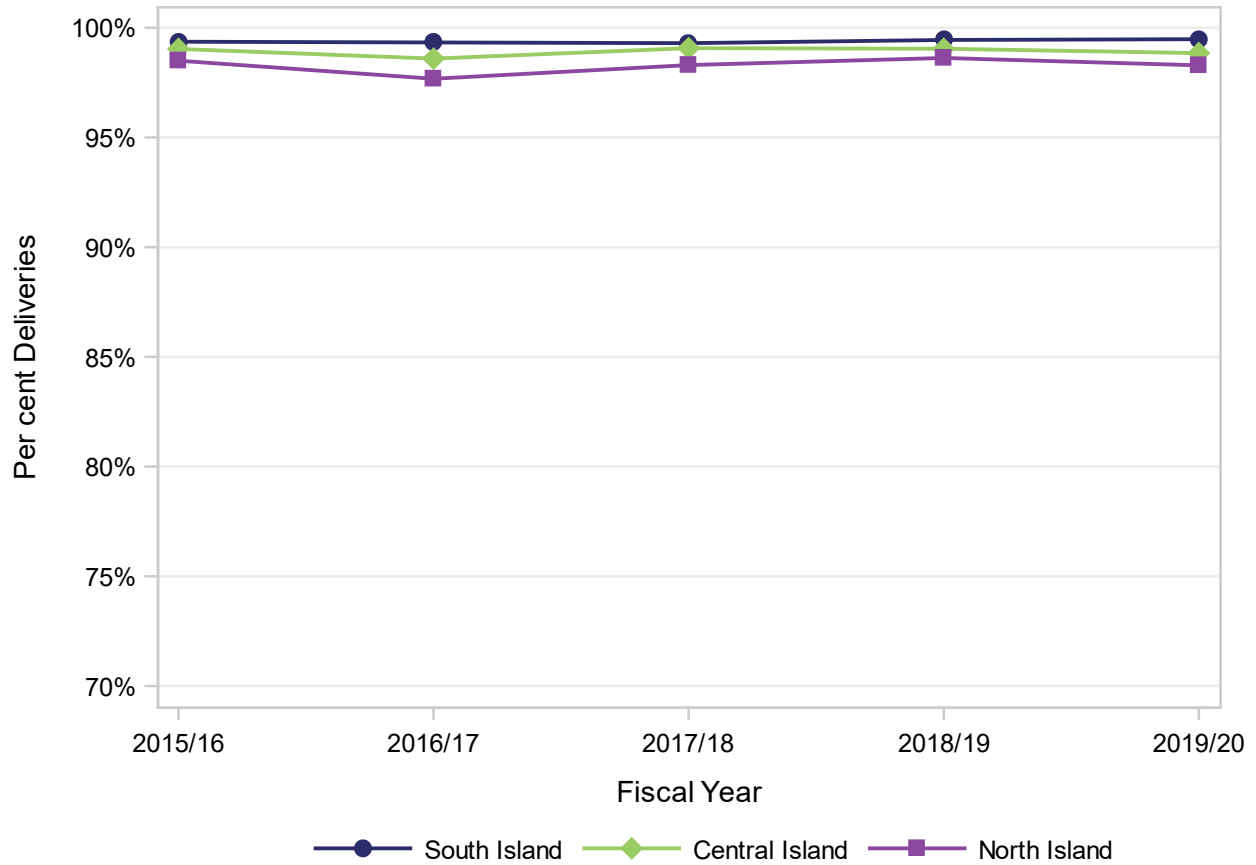


Health Service Delivery Area	Fiscal Year									
	2015/16		2016/17		2017/18		2018/19		2019/20	
	Count	Per cent	Count	Per cent	Count	Per cent	Count	Per cent	Count	Per cent
South Island	3,137	49.7%	3,134	49.5%	3,127	49.8%	2,872	48.6%	2,875	49.6%
Central Island	2,174	34.5%	2,204	34.8%	2,149	34.2%	2,090	35.4%	1,989	34.3%
North Island	999	15.8%	989	15.6%	999	15.9%	944	16.0%	934	16.1%

Definitions and specifications begin on Page 84 of this document.

Deliveries Within Home Health Authority

Residents of Island Health: April 1, 2015 - March 31, 2020

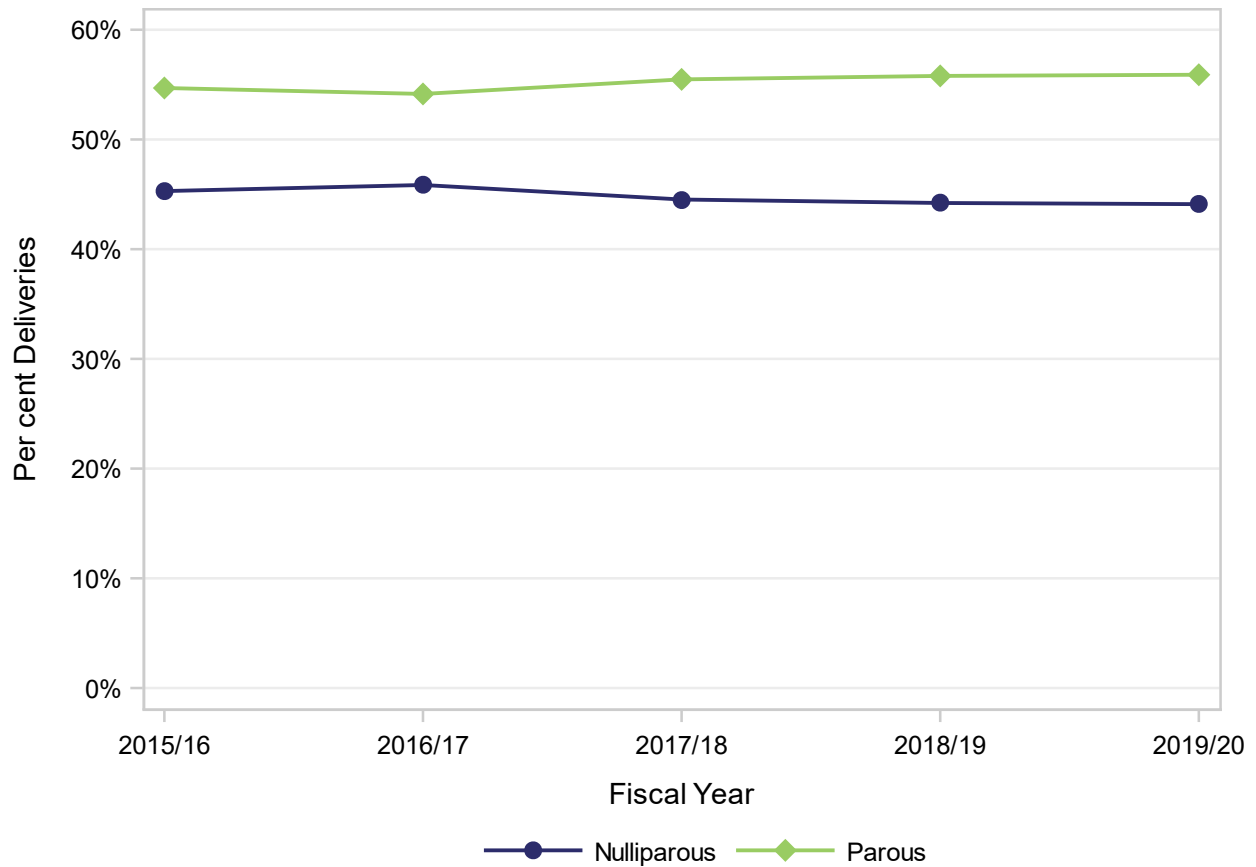


Health Service Delivery Area	Fiscal Year				
	2015/16	2016/17	2017/18	2018/19	2019/20
South Island	99.4%	99.3%	99.3%	99.4%	99.5%
Central Island	99.0%	98.6%	99.1%	99.0%	98.8%
North Island	98.5%	97.7%	98.3%	98.6%	98.3%

Definitions and specifications begin on Page 84 of this document.

Deliveries by Parity

Residents of Island Health: April 1, 2015 - March 31, 2020



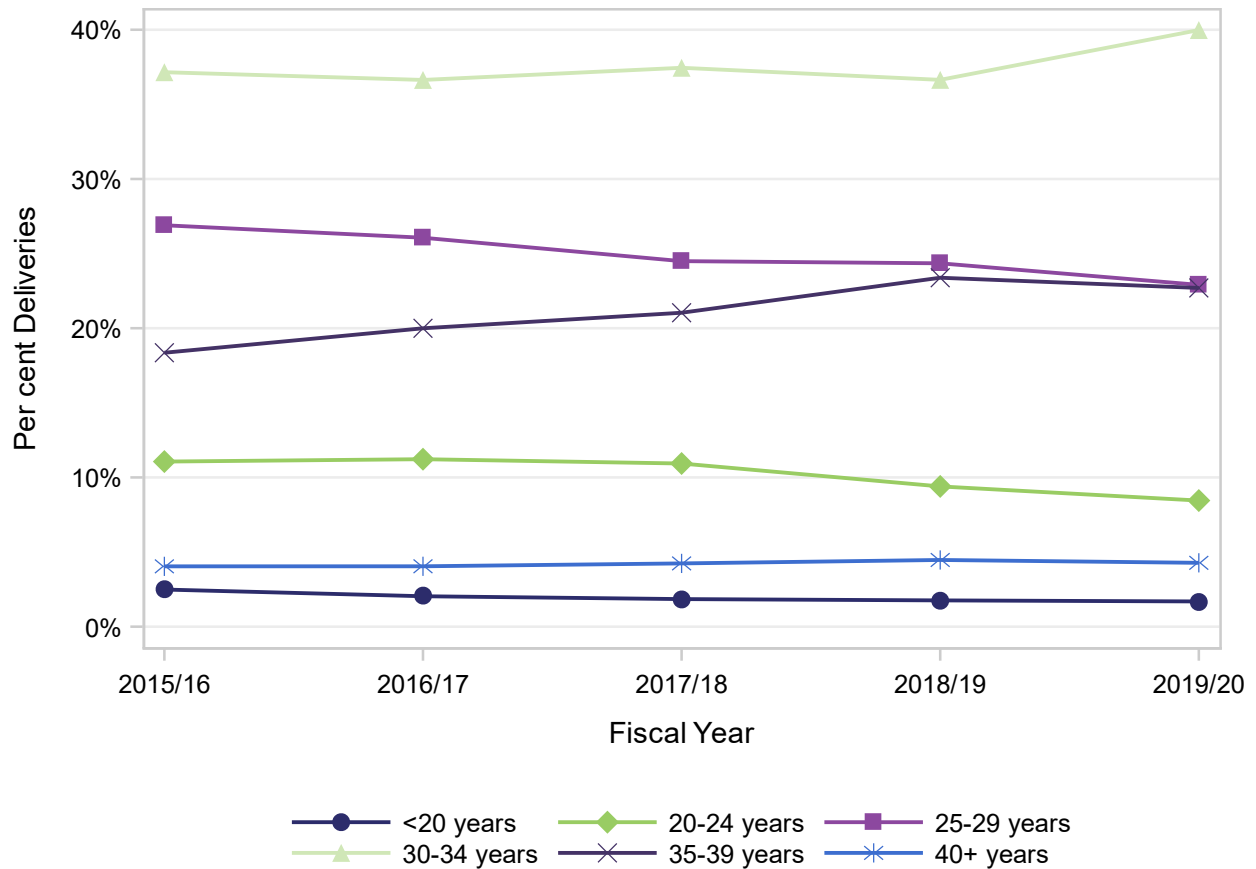
Average and Median Maternal Age at Delivery by Parity

Parity	Fiscal Year									
	2015/16		2016/17		2017/18		2018/19		2019/20	
	Average	Median	Average	Median	Average	Median	Average	Median	Average	Median
All	30.9	31.1	31.1	31.4	31.3	31.7	31.7	32.0	31.8	32.2
Nulliparous	29.7	30.0	29.9	30.2	30.1	30.5	30.5	30.8	30.6	30.9
Parous	32.0	32.2	32.2	32.4	32.3	32.6	32.6	33.0	32.8	33

Definitions and specifications begin on Page 84 of this document.

Maternal Age at Delivery

Residents of Island Health: April 1, 2015 - March 31, 2020

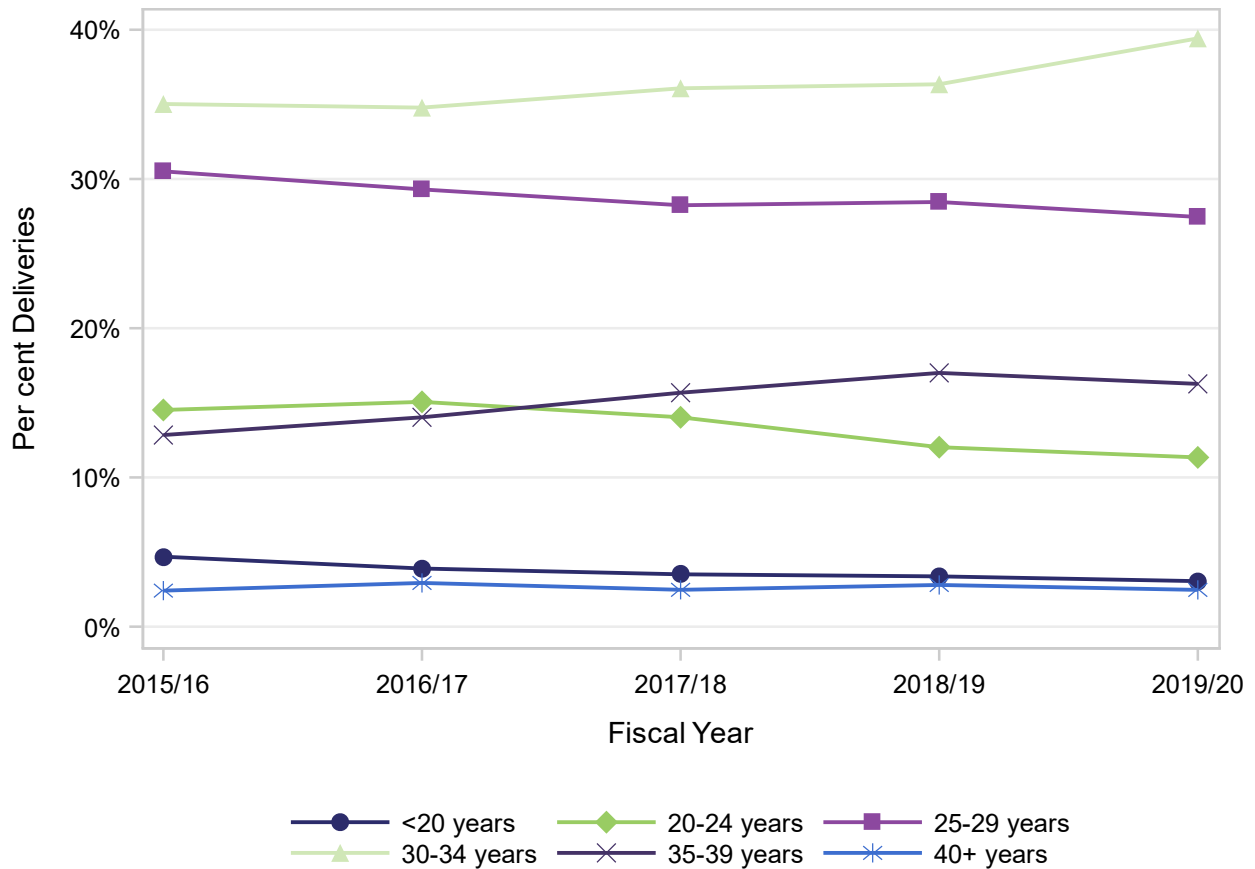


Maternal Age	Fiscal Year				
	2015/16	2016/17	2017/18	2018/19	2019/20
<20 years	2.5%	2.0%	1.8%	1.8%	1.7%
20-24 years	11.1%	11.2%	10.9%	9.4%	8.5%
25-29 years	26.9%	26.1%	24.5%	24.3%	22.9%
30-34 years	37.2%	36.6%	37.5%	36.6%	40.0%
35-39 years	18.4%	20.0%	21.0%	23.4%	22.7%
40+ years	4.0%	4.0%	4.2%	4.5%	4.3%

Definitions and specifications begin on Page 84 of this document.

Maternal Age at Delivery Nulliparous Women

Residents of Island Health: April 1, 2015 - March 31, 2020

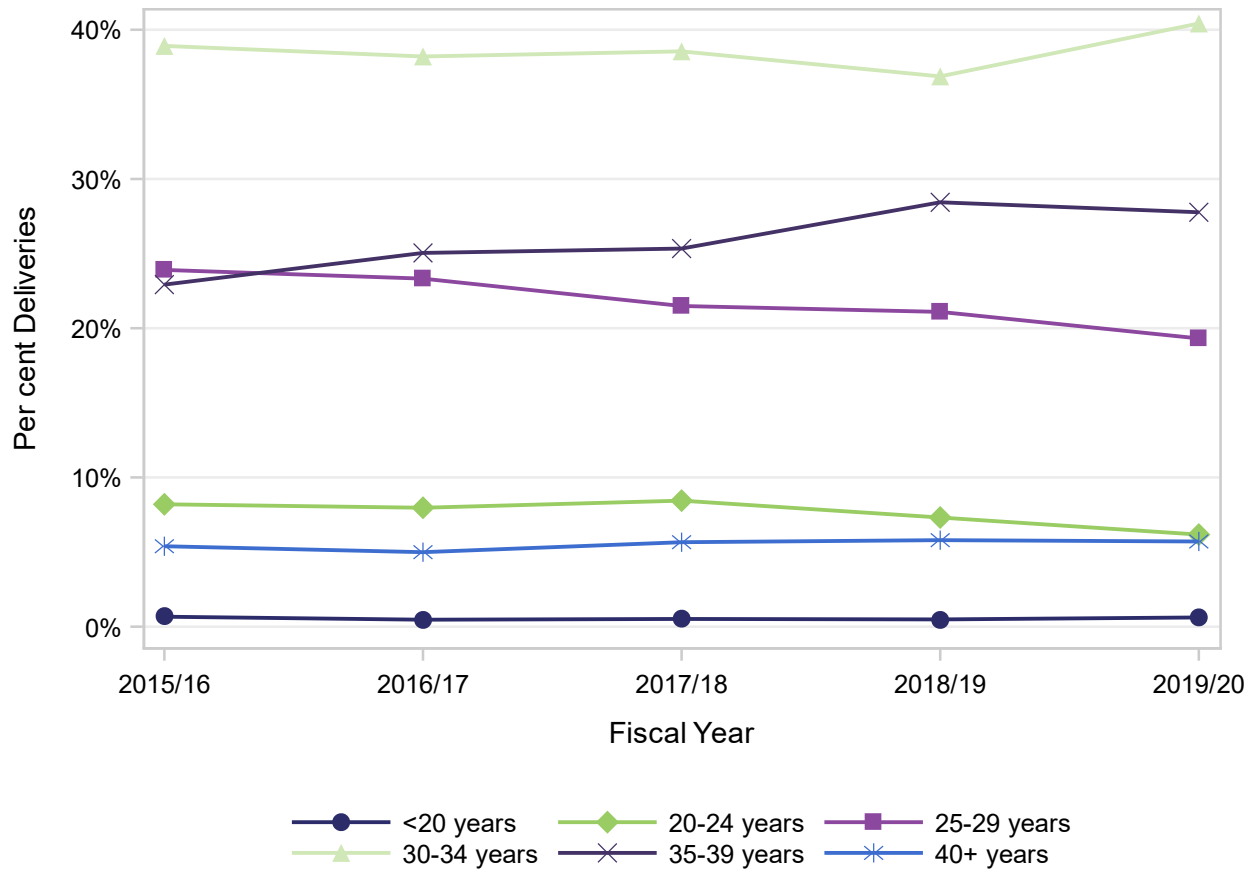


Maternal Age	Fiscal Year				
	2015/16	2016/17	2017/18	2018/19	2019/20
<20 years	4.7%	3.9%	3.5%	3.4%	3.1%
20-24 years	14.5%	15.1%	14.0%	12.0%	11.3%
25-29 years	30.5%	29.3%	28.2%	28.5%	27.5%
30-34 years	35.0%	34.8%	36.1%	36.3%	39.4%
35-39 years	12.8%	14.0%	15.7%	17.0%	16.3%
40+ years	2.4%	2.9%	2.5%	2.8%	2.5%

Definitions and specifications begin on Page 84 of this document.

Maternal Age at Delivery Parous Women

Residents of Island Health: April 1, 2015 - March 31, 2020



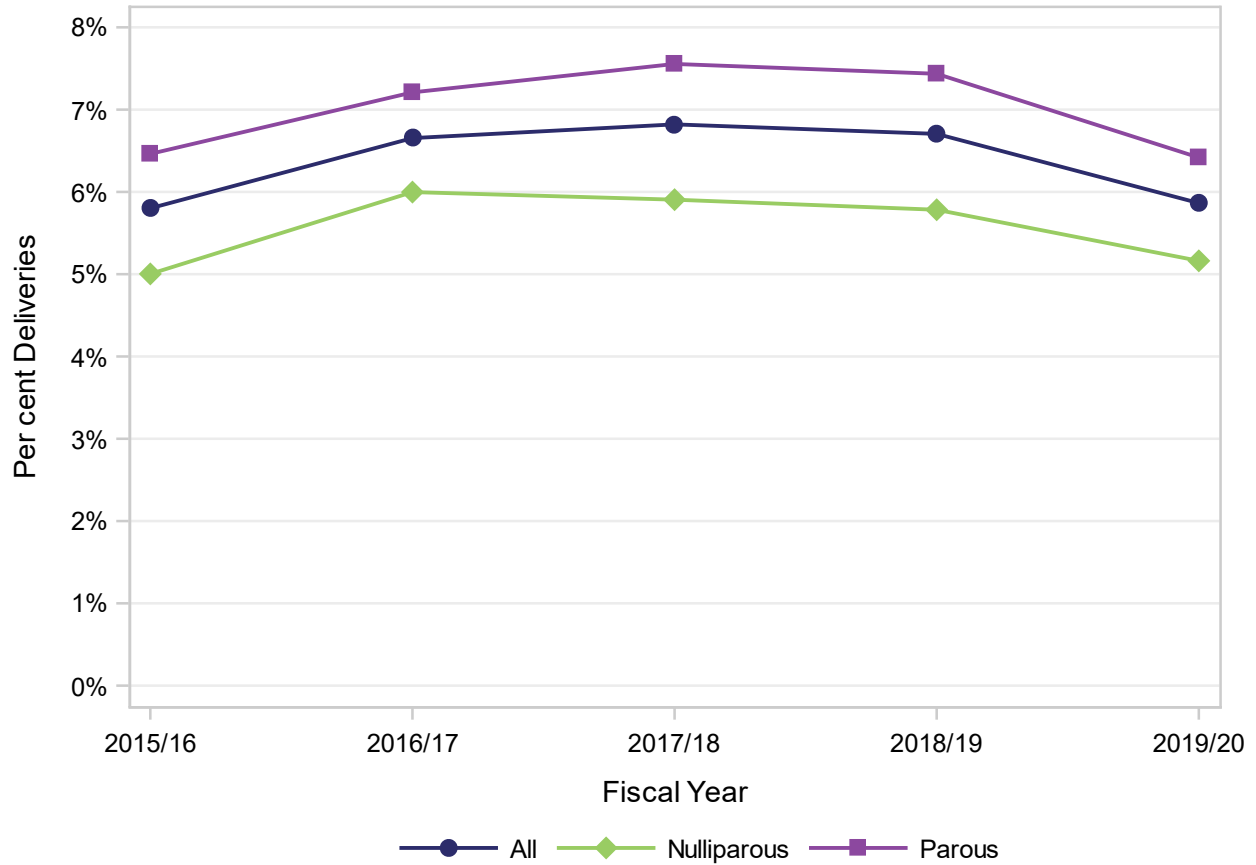
Maternal Age	Fiscal Year				
	2015/16	2016/17	2017/18	2018/19	2019/20
<20 years	0.7%	0.5%	0.5%	0.5%	0.6%
20-24 years	8.2%	8.0%	8.4%	7.3%	6.2%
25-29 years	23.9%	23.3%	21.5%	21.1%	19.3%
30-34 years	38.9%	38.2%	38.6%	36.9%	40.4%
35-39 years	22.9%	25.0%	25.3%	28.4%	27.8%
40+ years	5.4%	5.0%	5.7%	5.8%	5.7%

Definitions and specifications begin on Page 84 of this document.

Antenatal Care Visits

Residents of Island Health: April 1, 2015 - March 31, 2020

Deliveries with <5 Antenatal Care Visits by Parity



Deliveries with <5 Antenatal Care Visits or Missing Number of Visits

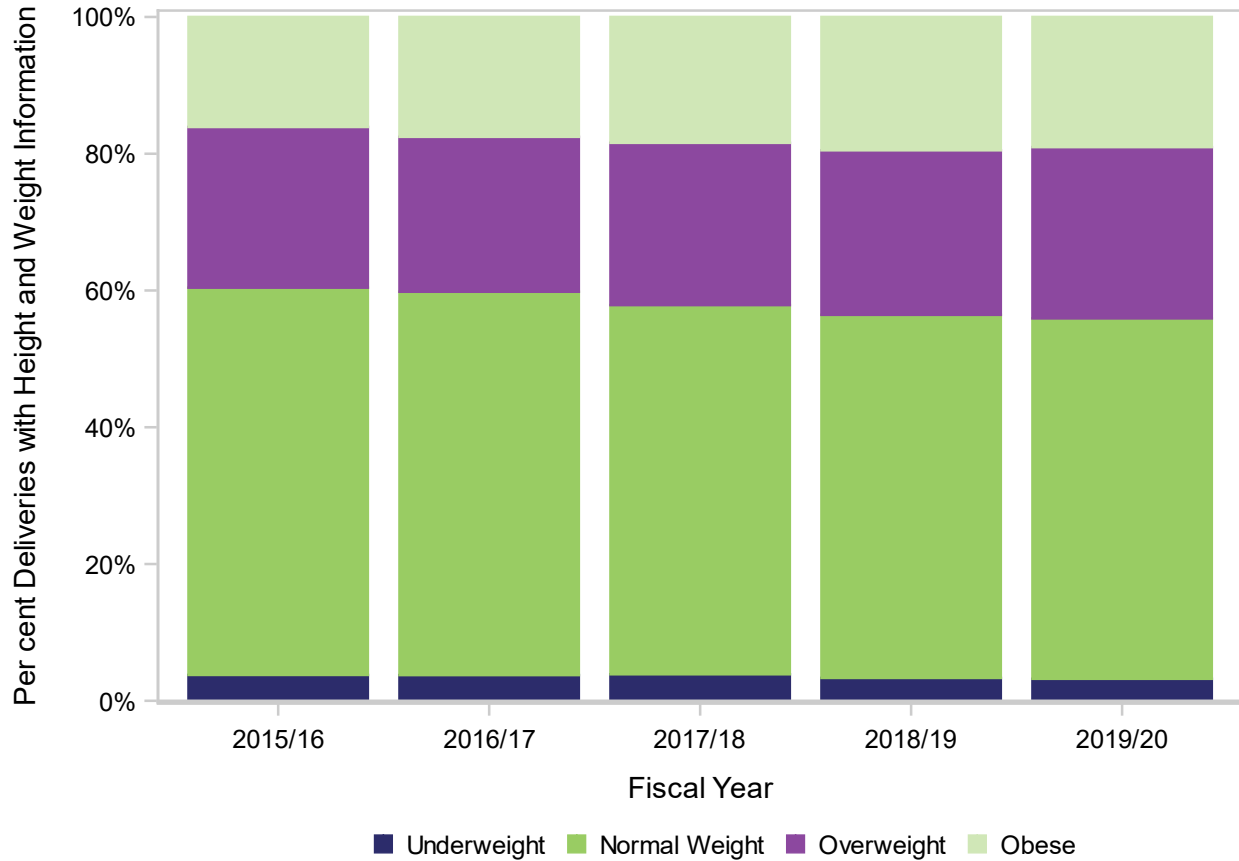
	Fiscal Year				
	2015/16	2016/17	2017/18	2018/19	2019/20
<5 Visits	5.8%	6.7%	6.8%	6.7%	5.9%
Missing Visits	1.9%	2.2%	2.5%	1.9%	1.8%

Definitions and specifications begin on Page 84 of this document.

Pre-Pregnancy Body Mass Index (BMI)

Residents of Island Health: April 1, 2015 - March 31, 2020

Distribution of Pre-Pregnancy BMI Among Deliveries With COMPLETE Height and Weight



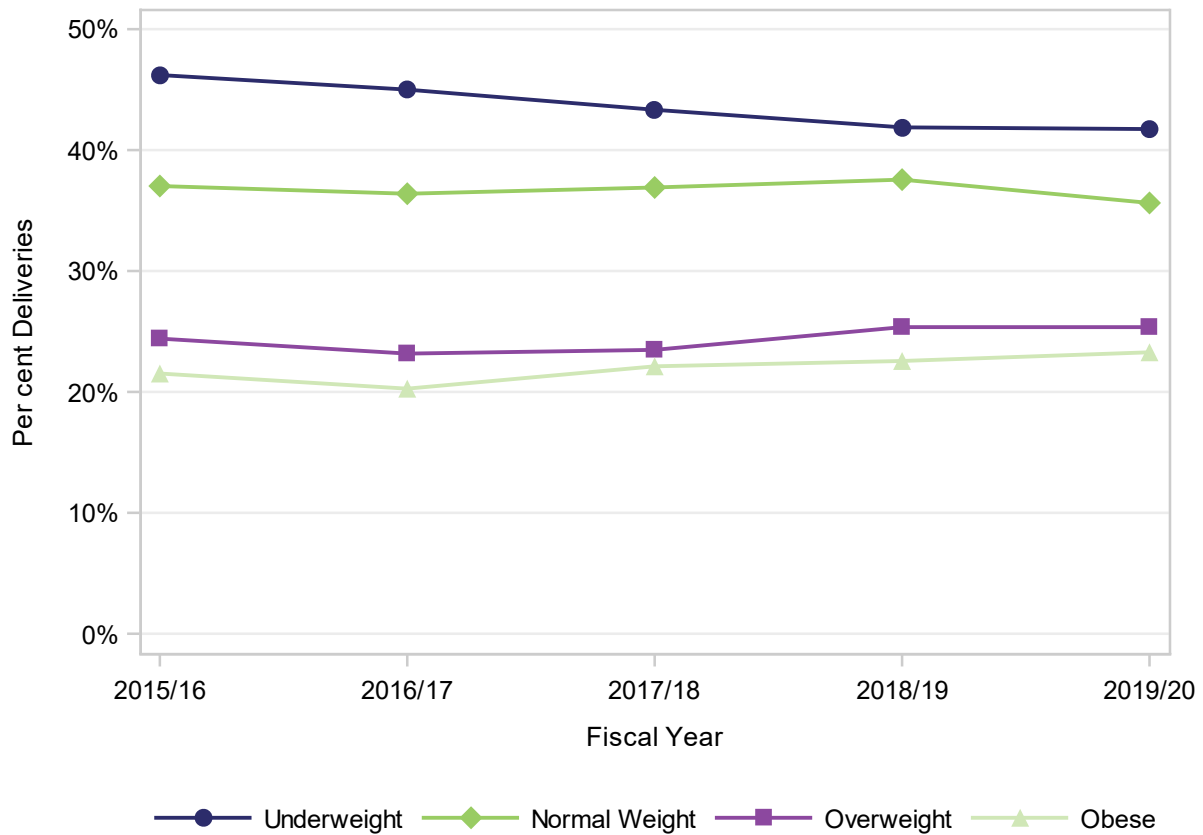
Distribution of Pre-Pregnancy BMI Among ALL Deliveries

BMI Category	Fiscal Year				
	2015/16	2016/17	2017/18	2018/19	2019/20
Underweight	3.3%	3.3%	3.4%	2.9%	2.9%
Normal Weight	49.8%	49.3%	47.3%	46.7%	46.9%
Overweight	20.7%	19.9%	20.8%	21.2%	22.3%
Obese	14.2%	15.4%	16.1%	17.2%	16.9%
BMI Missing	12.0%	12.1%	12.5%	12.0%	11.0%

Definitions and specifications begin on Page 84 of this document.

Appropriate* Weight Gain During Pregnancy by Pre-Pregnancy Body Mass Index (BMI)

Residents of Island Health: April 1, 2015 - March 31, 2020



BMI Category	Fiscal Year				
	2015/16	2016/17	2017/18	2018/19	2019/20
Underweight	46.2%	45.0%	43.3%	41.9%	41.7%
Normal Weight	37.0%	36.4%	36.9%	37.6%	35.6%
Overweight	24.4%	23.2%	23.5%	25.4%	25.4%
Obese	21.5%	20.3%	22.1%	22.6%	23.3%

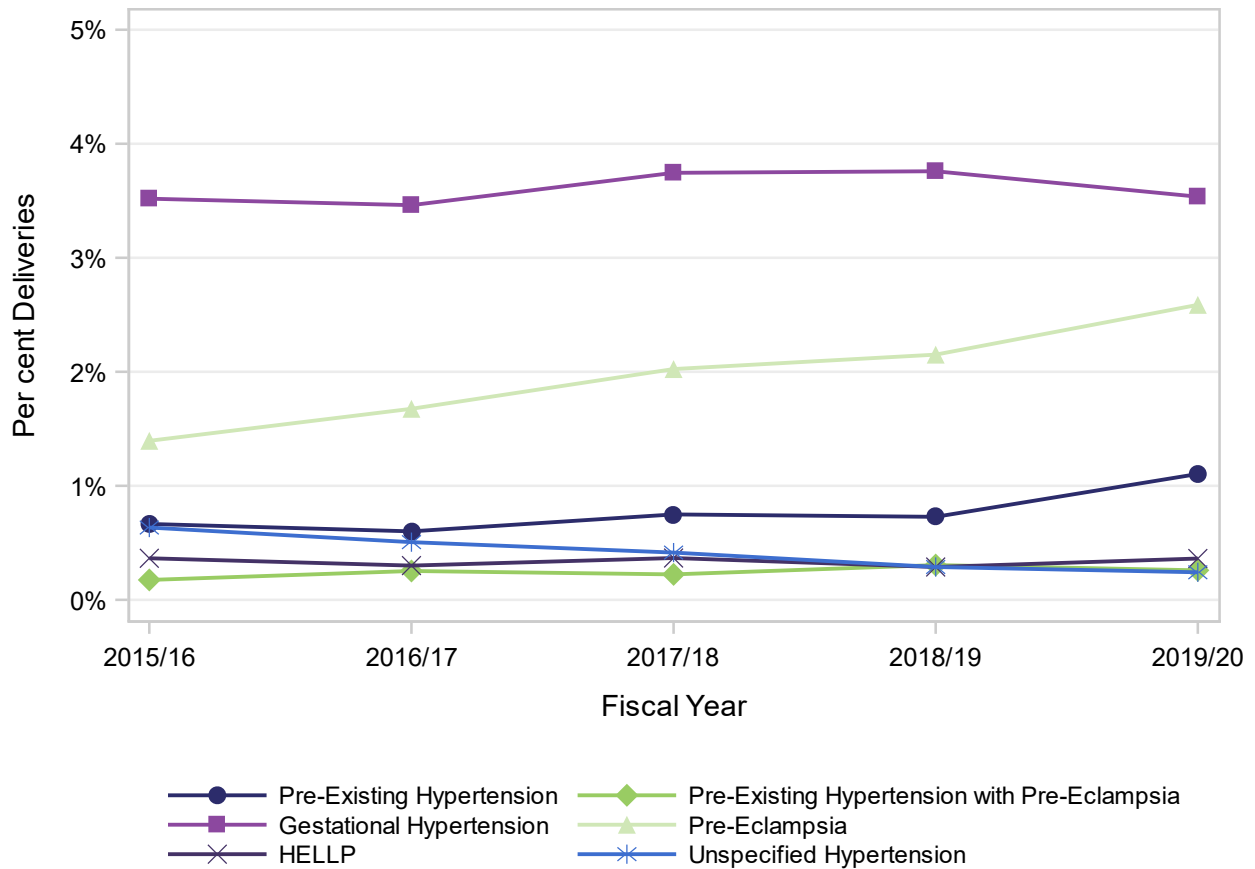
* As defined by the Institute of Medicine.

Data are limited to deliveries with complete height and weight information (59% of deliveries in 2019/20).

Definitions and specifications begin on Page 84 of this document.

Hypertensive Disorders of Pregnancy

Residents of Island Health: April 1, 2015 - March 31, 2020



Type of Hypertension	Fiscal Year				
	2015/16	2016/17	2017/18	2018/19	2019/20
No Hypertension	93.2%	93.2%	92.5%	92.4%	91.9%
Pre-Existing Hypertension	0.7%	0.6%	0.7%	0.7%	1.1%
Pre-Existing Hypertension with Pre-Eclampsia	0.2%	0.3%	0.2%	0.3%	0.3%
Gestational Hypertension	3.5%	3.5%	3.7%	3.8%	3.5%
Pre-Eclampsia	1.4%	1.7%	2.0%	2.2%	2.6%
HELLP	0.4%	0.3%	0.4%	0.3%	0.4%
Eclampsia	NR	NR	NR	NR	NR
Unspecified Hypertension	0.6%	0.5%	0.4%	0.3%	0.2%

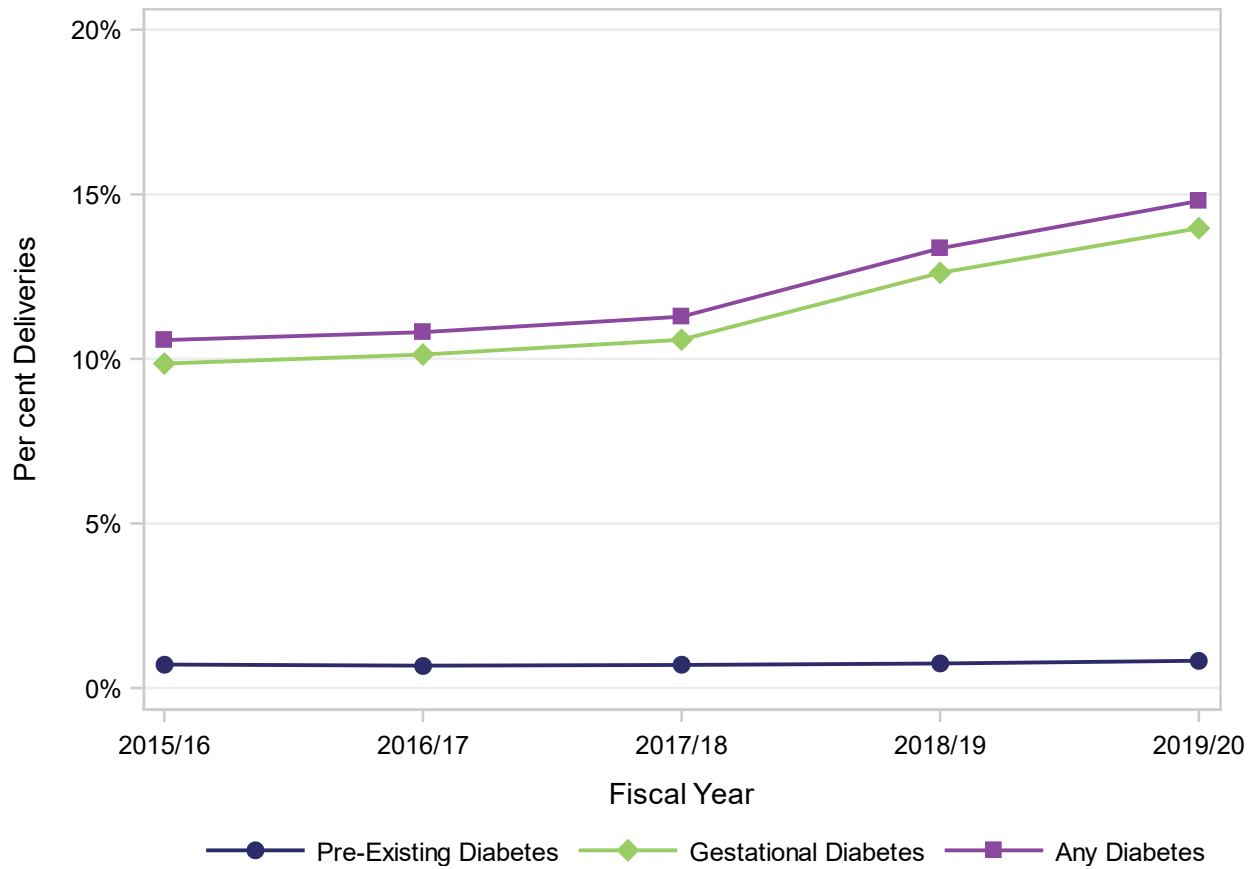
Diagnosis codes for hypertensive disorders of pregnancy, notably gestational hypertension and pre-eclampsia, changed effective April 1, 2012 discharges. This has caused a break in the trend for these two diagnoses.

NR: Rates and per cents based on numerators of 1 to 4 are not reported.

Definitions and specifications begin on Page 84 of this document.

Diabetes Mellitus in Pregnancy

Residents of Island Health: April 1, 2015 - March 31, 2020

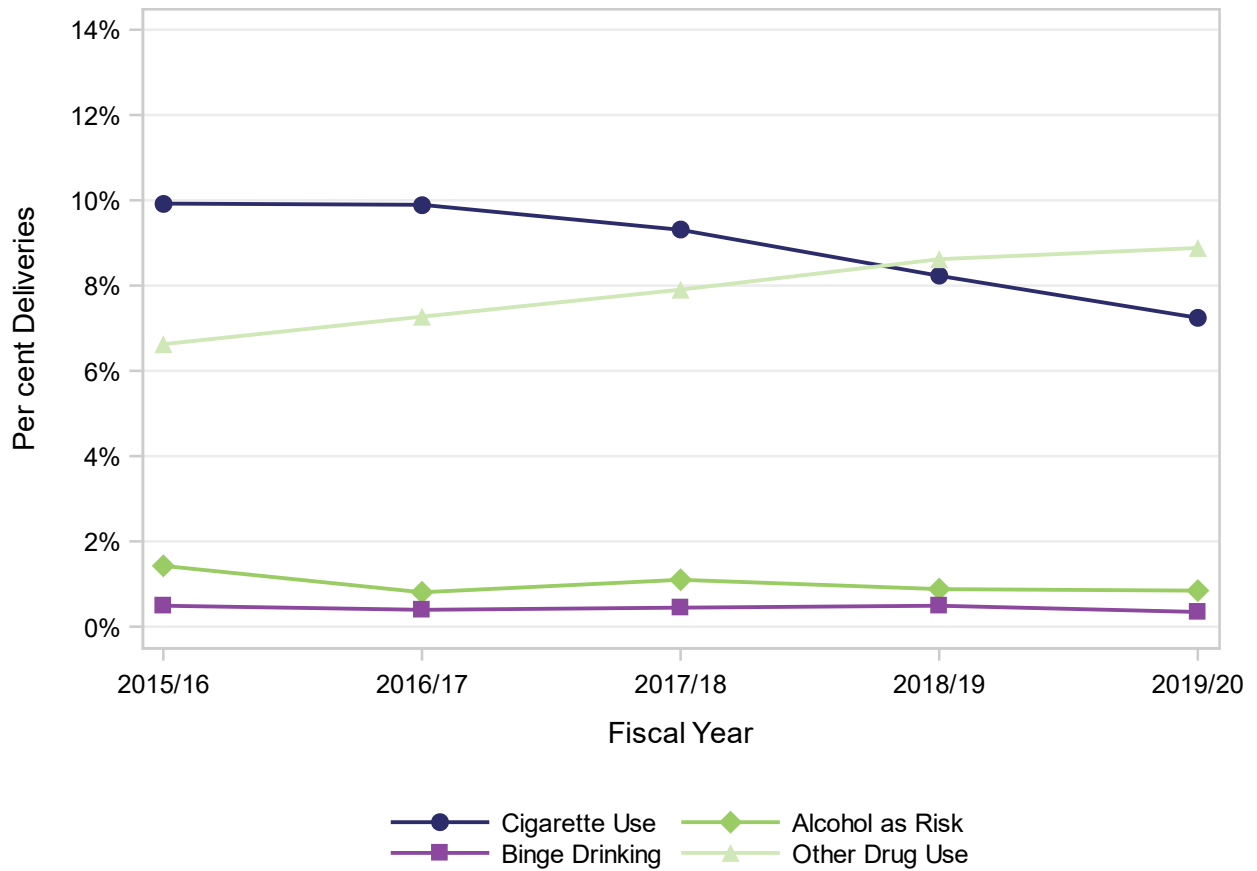


Type of Diabetes	Fiscal Year				
	2015/16	2016/17	2017/18	2018/19	2019/20
Pre-Existing Diabetes	0.7%	0.7%	0.7%	0.7%	0.8%
Gestational Diabetes	9.9%	10.1%	10.6%	12.6%	14.0%
Any Diabetes	10.6%	10.8%	11.3%	13.4%	14.8%

Definitions and specifications begin on Page 84 of this document.

Substance Use During Pregnancy

Residents of Island Health: April 1, 2015 - March 31, 2020

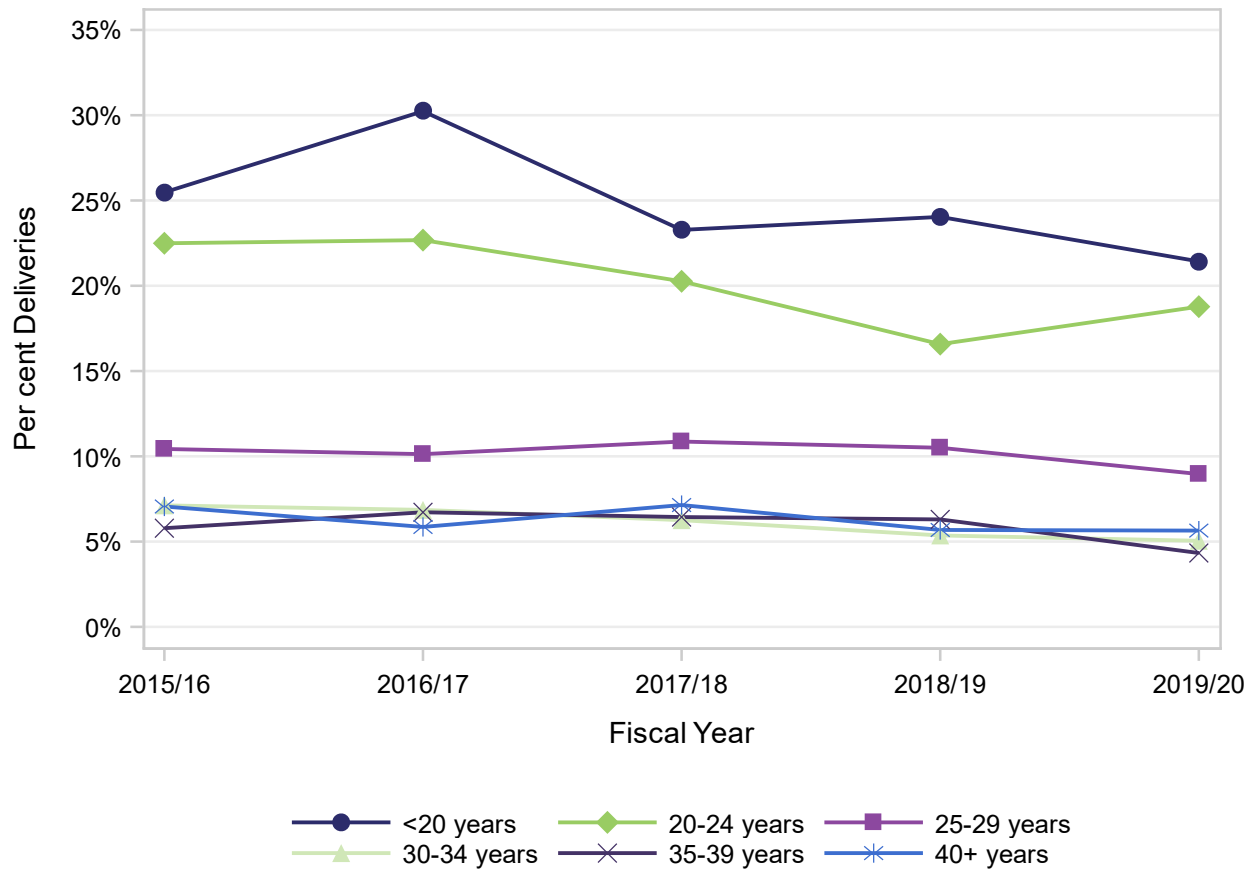


Substance	Fiscal Year				
	2015/16	2016/17	2017/18	2018/19	2019/20
Cigarette Use	9.9%	9.9%	9.3%	8.2%	7.2%
Alcohol as Risk	1.4%	0.8%	1.1%	0.9%	0.8%
Binge Drinking	0.5%	0.4%	0.4%	0.5%	0.3%
Other Drug Use	6.6%	7.3%	7.9%	8.6%	8.9%

Definitions and specifications begin on Page 84 of this document.

Cigarette Use at Any Time During Pregnancy by Maternal Age

Residents of Island Health: April 1, 2015 - March 31, 2020

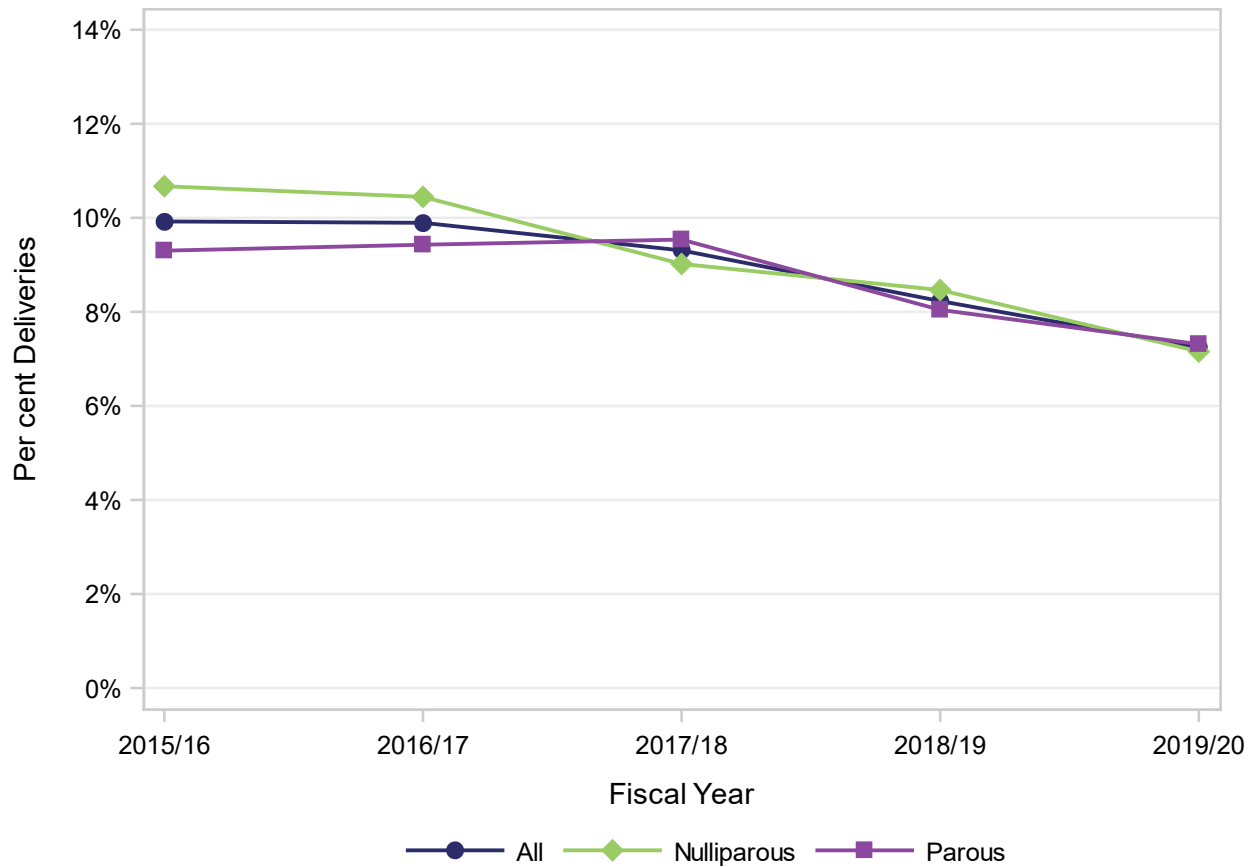


Maternal Age	Fiscal Year				
	2015/16	2016/17	2017/18	2018/19	2019/20
<20 years	25.5%	30.2%	23.3%	24.0%	21.4%
20-24 years	22.5%	22.7%	20.3%	16.6%	18.8%
25-29 years	10.4%	10.1%	10.9%	10.5%	9.0%
30-34 years	7.1%	6.9%	6.3%	5.4%	5.0%
35-39 years	5.8%	6.7%	6.4%	6.3%	4.3%
40+ years	7.1%	5.9%	7.1%	5.7%	5.6%

Definitions and specifications begin on Page 84 of this document.

Cigarette Use at Any Time During Pregnancy by Parity

Residents of Island Health: April 1, 2015 - March 31, 2020

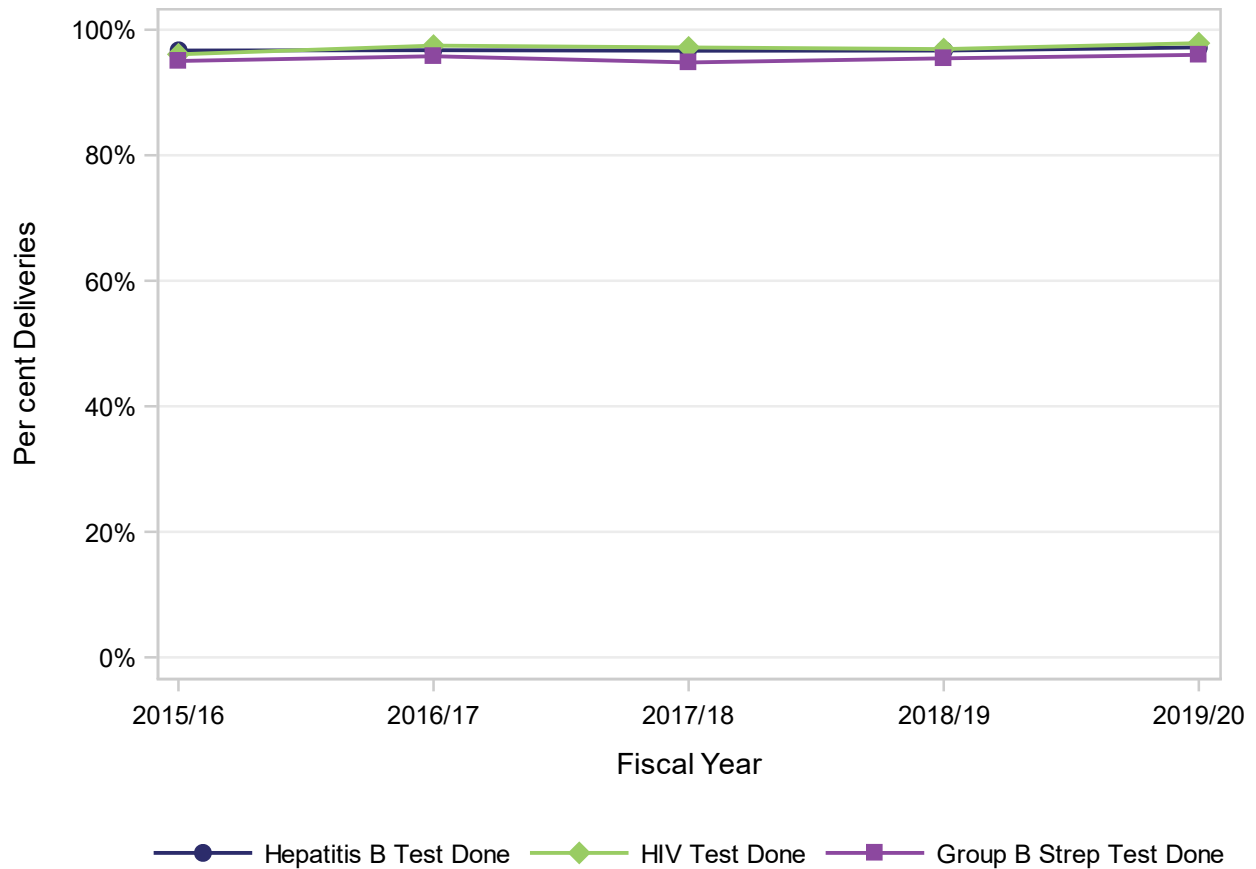


Parity	Fiscal Year				
	2015/16	2016/17	2017/18	2018/19	2019/20
All	9.9%	9.9%	9.3%	8.2%	7.2%
Nulliparous	10.7%	10.4%	9.0%	8.5%	7.2%
Parous	9.3%	9.4%	9.5%	8.0%	7.3%

Definitions and specifications begin on Page 84 of this document.

Maternal Screening Tests

Residents of Island Health: April 1, 2015 - March 31, 2020

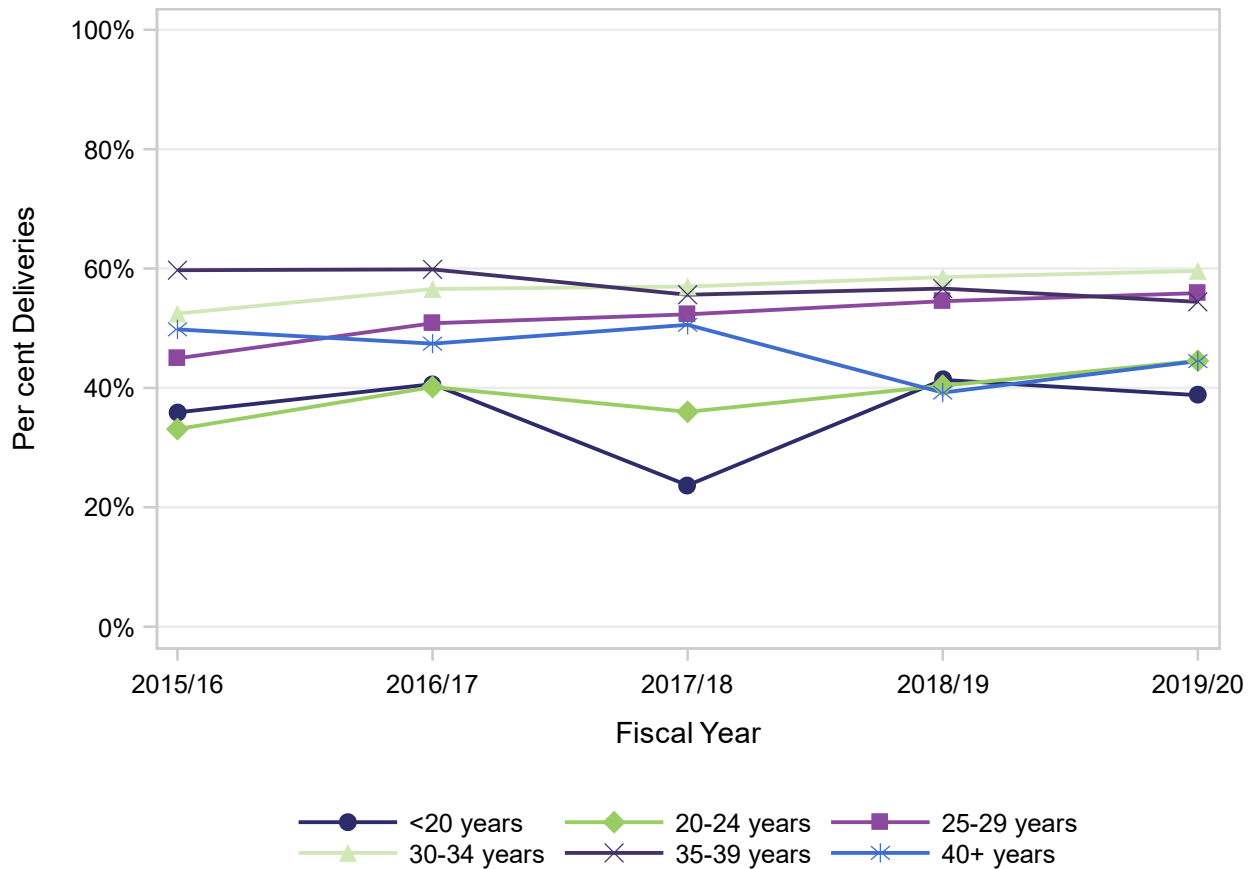


Type of Screening	Fiscal Year				
	2015/16	2016/17	2017/18	2018/19	2019/20
Hepatitis B Test Done	96.7%	96.7%	96.7%	96.7%	97.2%
HIV Test Done	96.1%	97.5%	97.2%	96.9%	97.9%
Group B Strep Test Done	95.0%	95.8%	94.8%	95.4%	96.0%

Woman who delivered a baby at 35 weeks gestation or more was screened for Group B Streptococcus. Definitions and specifications begin on Page 84 of this document.

Uptake of Prenatal Genetic Screening by Maternal Age

Residents of Island Health: April 1, 2015 - March 31, 2020

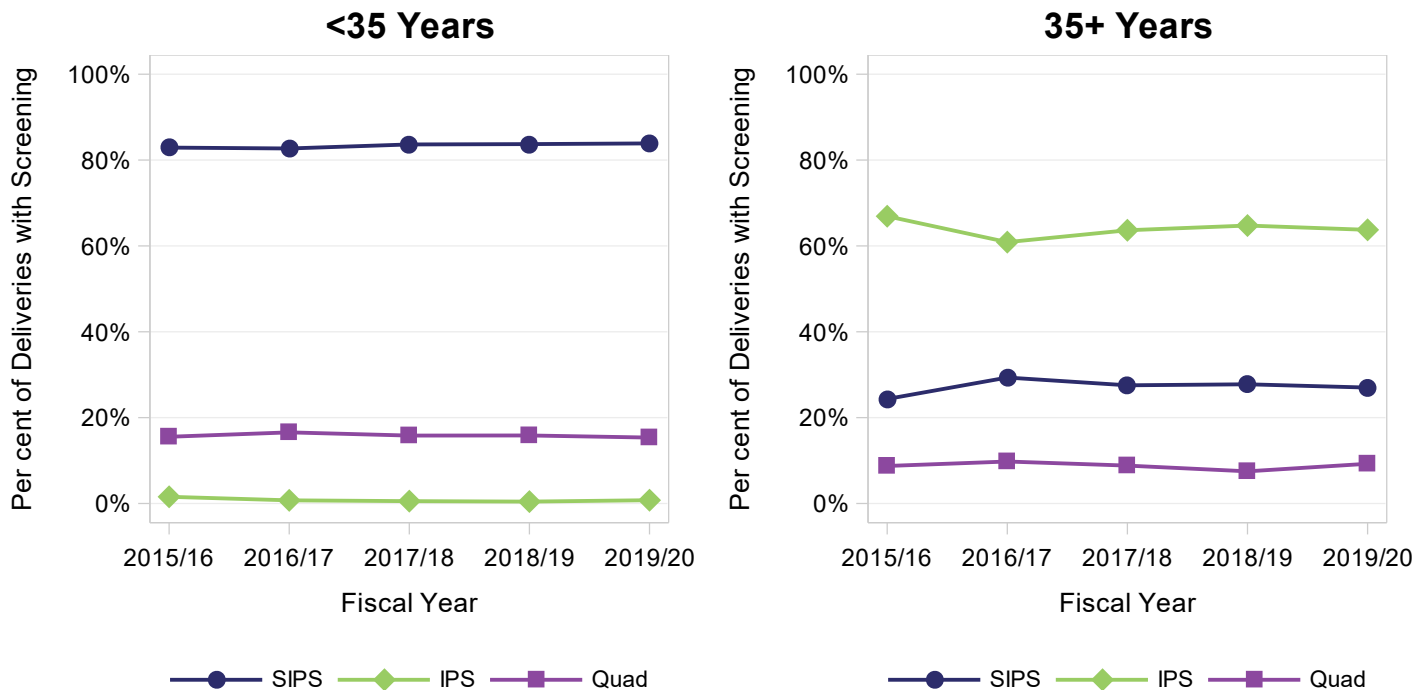


Maternal Age	Fiscal Year				
	2015/16	2016/17	2017/18	2018/19	2019/20
<20 years	35.9%	40.6%	23.7%	41.3%	38.8%
20-24 years	33.1%	40.1%	36.0%	40.4%	44.5%
25-29 years	45.0%	50.8%	52.3%	54.5%	55.9%
30-34 years	52.5%	56.6%	57.0%	58.6%	59.6%
35-39 years	59.7%	59.9%	55.6%	56.6%	54.4%
40+ years	49.8%	47.4%	50.6%	39.2%	44.5%

Prenatal Genetic screening includes SIPS, IPS, Quad and AFP.
[Click here for information on the BC Prenatal Genetic Screening Program.](#)
 Definitions and specifications begin on Page 84 of this document.

Type of Down Syndrome and Trisomy 18 Screening Performed by Maternal Age

Residents of Island Health: April 1, 2015 - March 31, 2020



		Fiscal Year				
Maternal Age	Types of Screening	2015/16	2016/17	2017/18	2018/19	2019/20
<35 years	SIPS	82.9%	82.7%	83.6%	83.7%	83.9%
	IPS	1.6%	0.7%	0.5%	0.4%	0.8%
	Quad	15.5%	16.6%	15.8%	15.8%	15.4%
35+ years	SIPS	24.3%	29.3%	27.5%	27.8%	27.0%
	IPS	66.9%	60.9%	63.6%	64.7%	63.7%
	Quad	8.7%	9.8%	8.8%	7.5%	9.2%

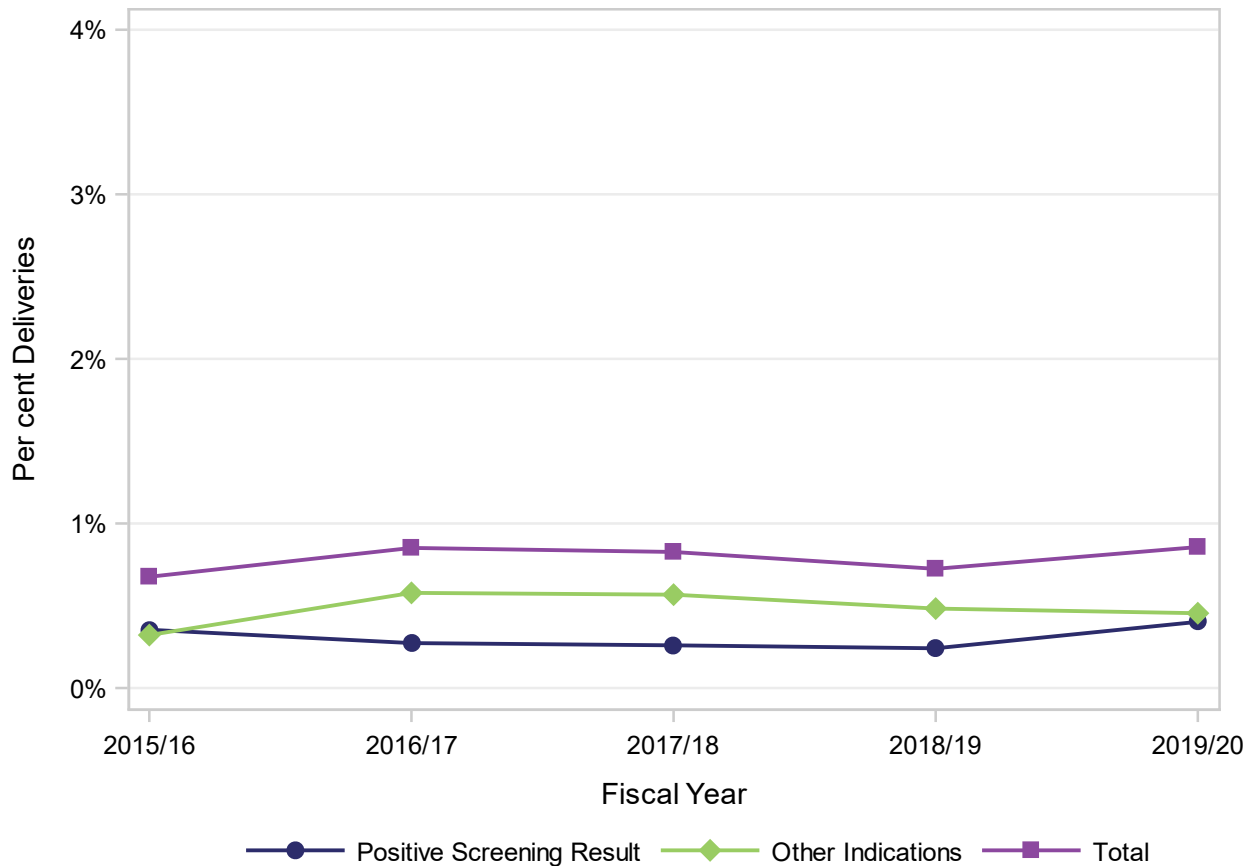
SIPS, IPS, and Quad are publicly-funded Down syndrome screenings performed as part of the BC Prenatal Genetic Screening Program. Data are limited to singleton deliveries with Down syndrome screening performed (53% of all deliveries in 2019/20).

[Click here for information on the BC Prenatal Genetic Screening Program.](#)

Definitions and specifications begin on Page 84 of this document.

Uptake of Invasive Diagnostic Testing by Indication

Residents of Island Health: April 1, 2015 - March 31, 2020



Invasive Diagnostic Testing Indication	Fiscal Year				
	2015/16	2016/17	2017/18	2018/19	2019/20
Positive Screening Result	0.4%	0.3%	0.3%	0.2%	0.4%
Other Indications	0.3%	0.6%	0.6%	0.5%	0.5%
Total	0.7%	0.9%	0.8%	0.7%	0.9%

Invasive diagnostic testing includes chorionic villus sampling or amniocentesis.

Data are limited to singleton deliveries.

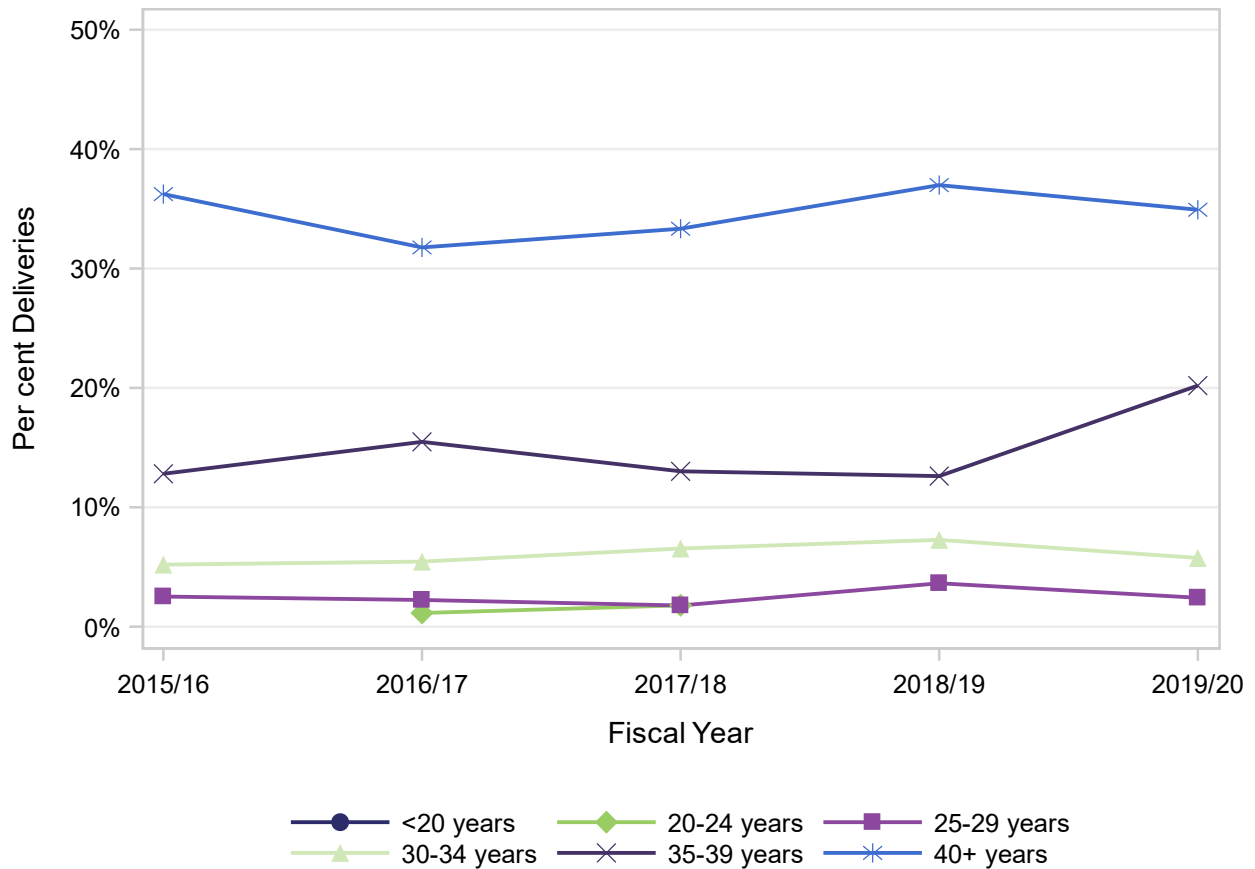
Other indications include all indications for invasive diagnostic testing other than a positive funded screening result.

[Click here for information on the BC Prenatal Genetic Screening Program.](#)

Definitions and specifications begin on Page 84 of this document.

Use of Artificial Reproductive Technology Nulliparous Women by Age

Residents of Island Health: April 1, 2015 - March 31, 2020



Maternal Age	Fiscal Year				
	2015/16	2016/17	2017/18	2018/19	2019/20
<20 years	NR	NR	NR	NR	NR
20-24 years	NR	1.1%	1.8%	NR	NR
25-29 years	2.5%	2.2%	1.8%	3.6%	2.4%
30-34 years	5.2%	5.5%	6.5%	7.3%	5.8%
35-39 years	12.8%	15.5%	13.0%	12.6%	20.2%
40+ years	36.2%	31.8%	33.3%	37.0%	34.9%

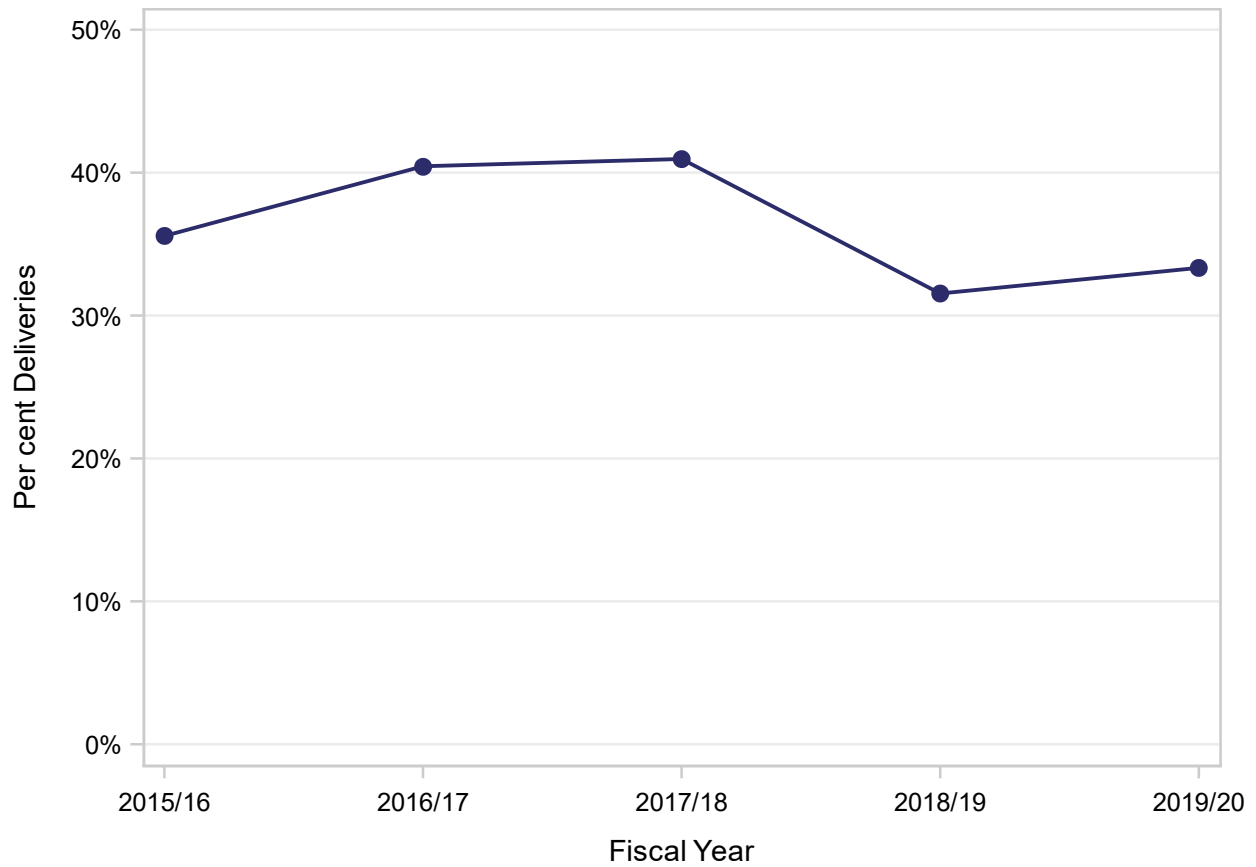
NR: Rates and per cents based on numerators of 1 to 4 are not reported.
Definitions and specifications begin on Page 84 of this document.

Perinatal Health Report 2015/16 to 2019/20
Residents of Island Health

Section 2: Labour and Delivery

Labour Augmentation

Residents of Island Health: April 1, 2015 - March 31, 2020

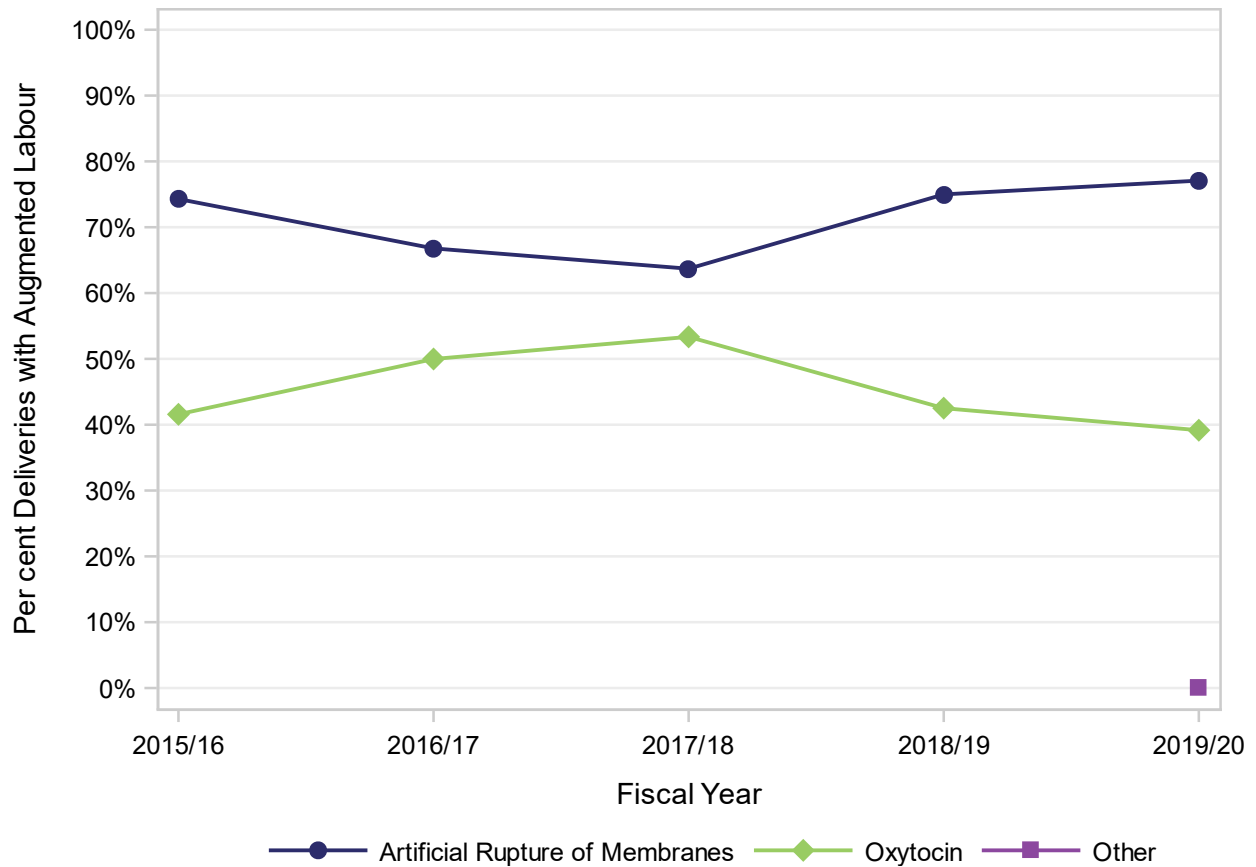


	Fiscal Year				
	2015/16	2016/17	2017/18	2018/19	2019/20
Labour Augmentation	35.6%	40.4%	41.0%	31.5%	33.3%

Definitions and specifications begin on Page 84 of this document.

Method of Labour Augmentation

Residents of Island Health: April 1, 2015 - March 31, 2020

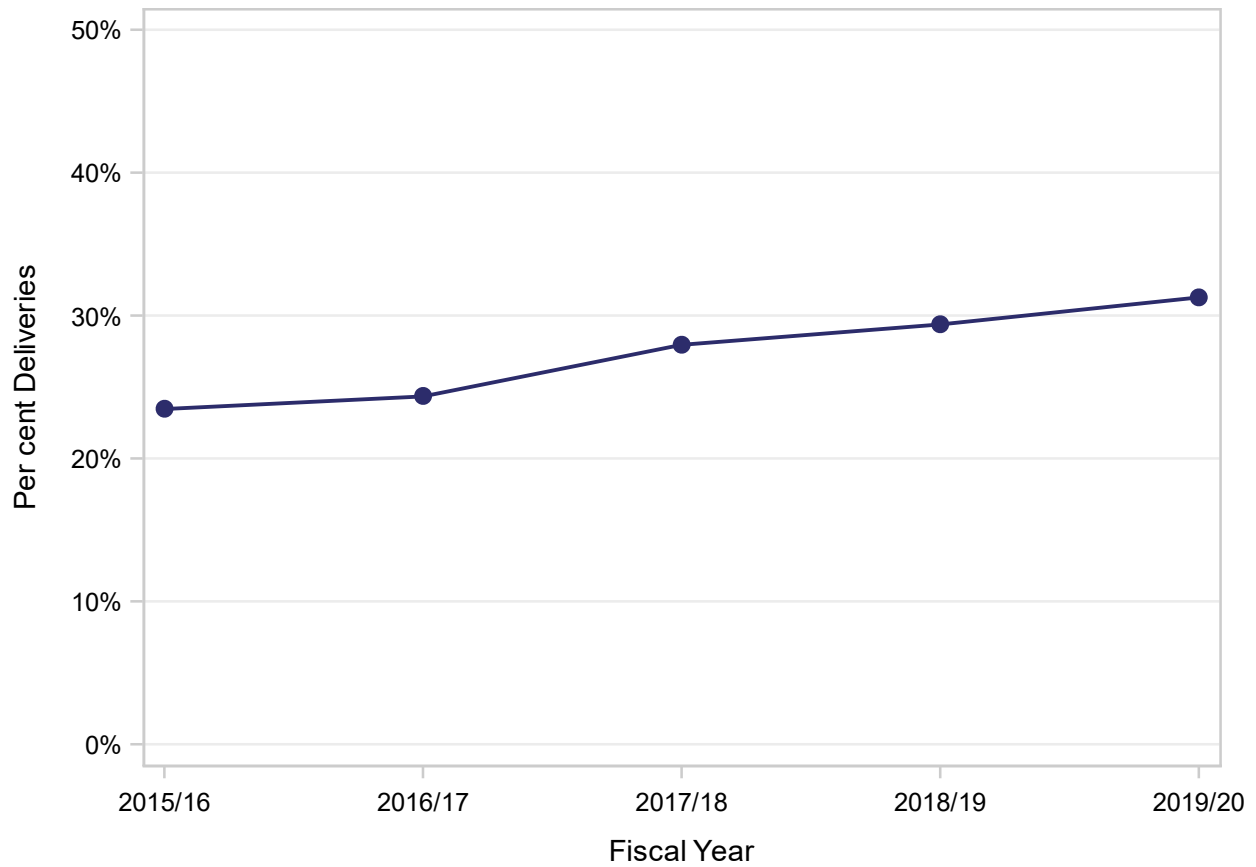


Method of Labour Augmentation	Fiscal Year				
	2015/16	2016/17	2017/18	2018/19	2019/20
Artificial Rupture of Membranes	74.3%	66.8%	63.7%	75.0%	77.1%
Oxytocin	41.6%	50.0%	53.3%	42.5%	39.2%
Other	NR	NR	NR	NR	0.0%

Multiple methods may be used.
 NR: Rates and per cents based on numerators of 1 to 4 are not reported.
 Definitions and specifications begin on Page 84 of this document.

Labour Induction

Residents of Island Health: April 1, 2015 - March 31, 2020

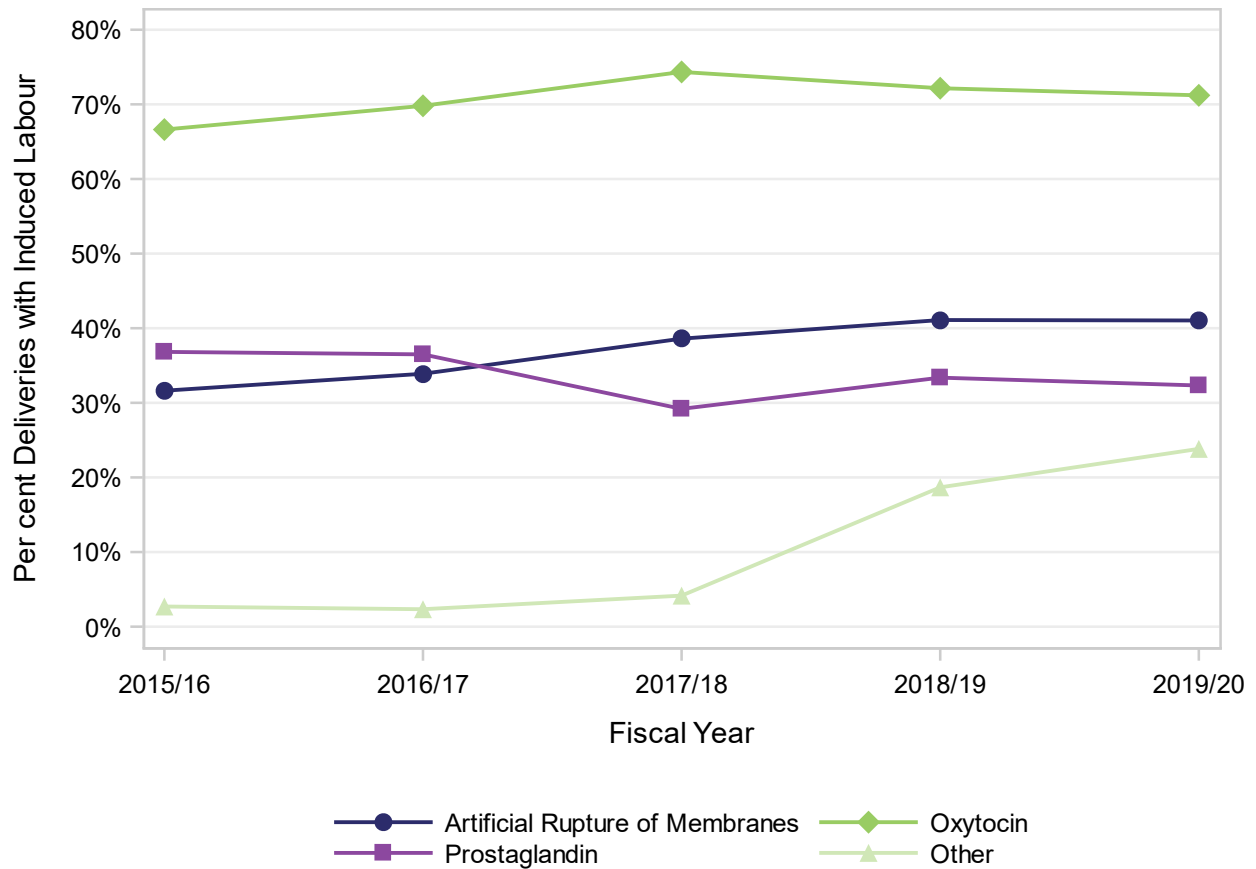


	Fiscal Year				
	2015/16	2016/17	2017/18	2018/19	2019/20
Labour Induction	23.5%	24.3%	28.0%	29.4%	31.3%

Definitions and specifications begin on Page 84 of this document.

Method of Labour Induction

Residents of Island Health: April 1, 2015 - March 31, 2020

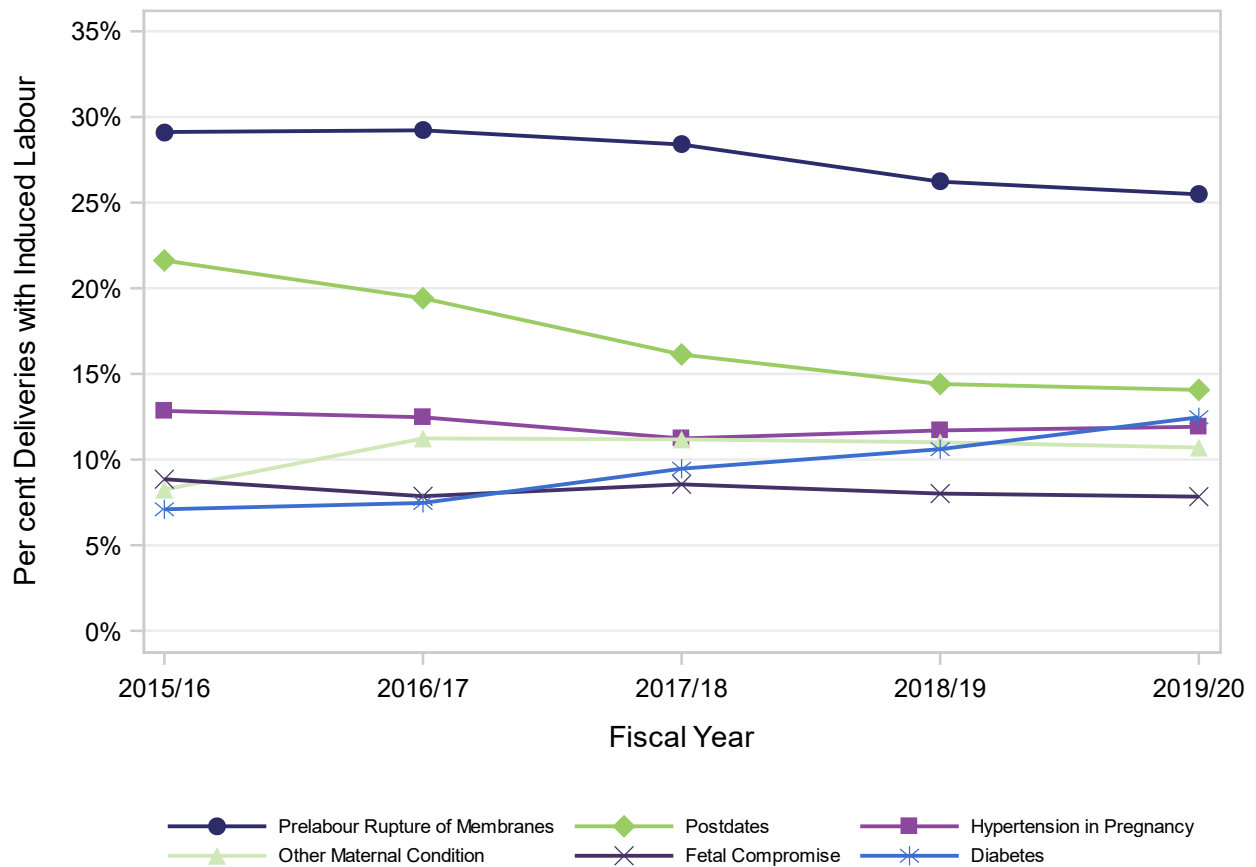


Method of Labour Induction	Fiscal Year				
	2015/16	2016/17	2017/18	2018/19	2019/20
Artificial Rupture of Membranes	31.6%	33.9%	38.6%	41.1%	41.0%
Oxytocin	66.6%	69.8%	74.3%	72.2%	71.2%
Prostaglandin	36.8%	36.5%	29.2%	33.4%	32.3%
Other	2.7%	2.3%	4.2%	18.7%	23.8%

Multiple methods may be used.
Definitions and specifications begin on Page 84 of this document.

Primary Indication for Labour Induction

Residents of Island Health: April 1, 2015 - March 31, 2020



Primary Indication for Labour Induction	Fiscal Year				
	2015/16	2016/17	2017/18	2018/19	2019/20
Prelabour Rupture of Membranes	29.1%	29.2%	28.4%	26.2%	25.5%
Post Dates	21.6%	19.4%	16.1%	14.4%	14.1%
Hypertension in Pregnancy	12.8%	12.5%	11.2%	11.7%	11.9%
Other Maternal Condition	8.2%	11.2%	11.2%	11.0%	10.7%
Fetal Compromise	8.9%	7.9%	8.6%	8.0%	7.8%
Diabetes	7.1%	7.5%	9.5%	10.6%	12.5%
Fetal Demise	1.1%	0.6%	1.1%	0.6%	0.6%
Logistics	0.9%	1.0%	1.0%	0.7%	1.0%
Antepartum Hemorrhage	0.3%	NR	0.3%	0.3%	NR
Chorioamnionitis	NR	NR	NR	NR	NR
Other	8.4%	9.8%	11.5%	15.4%	15.3%
Unknown	1.5%	0.9%	1.1%	0.8%	0.3%

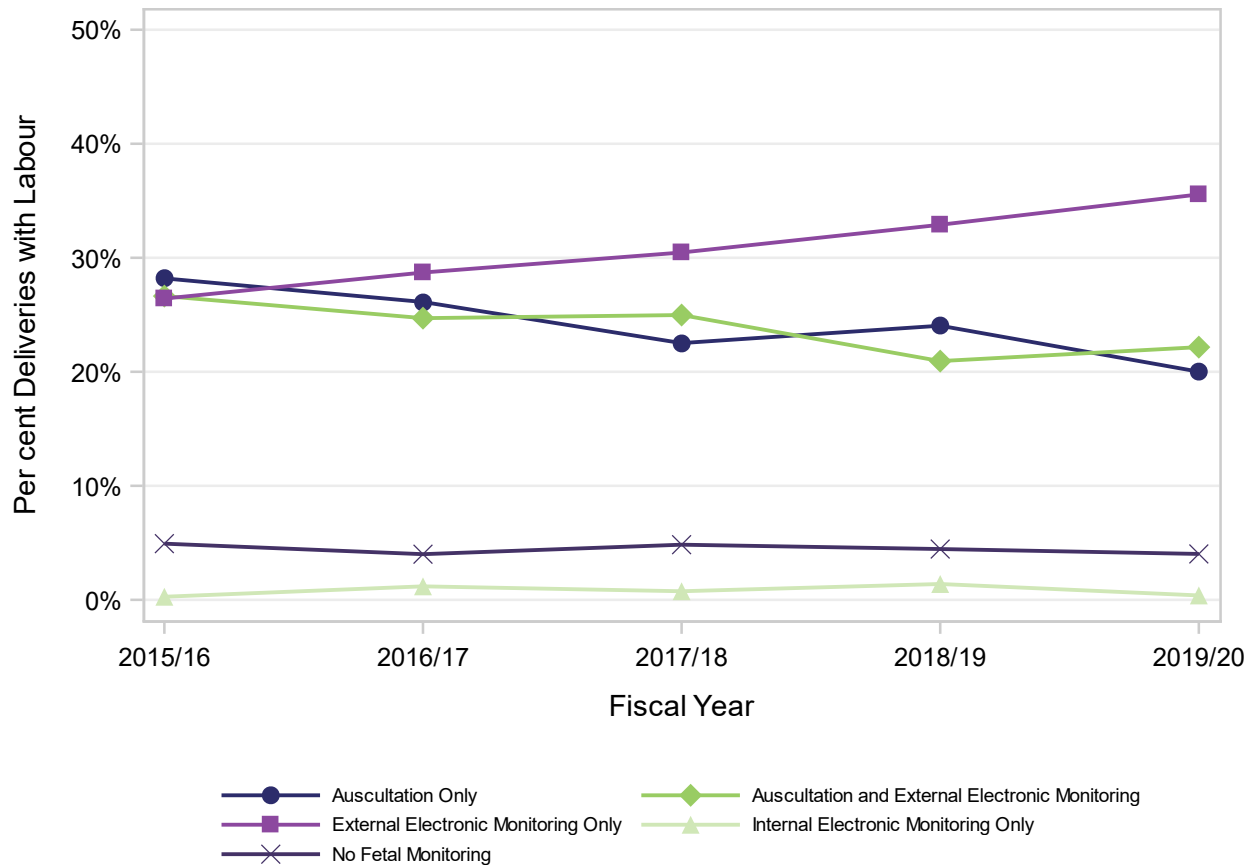
Selected indications are included in the figure; all indications are included in the table.

NR: Rates and per cents based on numerators of 1 to 4 are not reported.

Definitions and specifications begin on Page 84 of this document.

Method of Fetal Surveillance During Labour

Residents of Island Health: April 1, 2015 - March 31, 2020

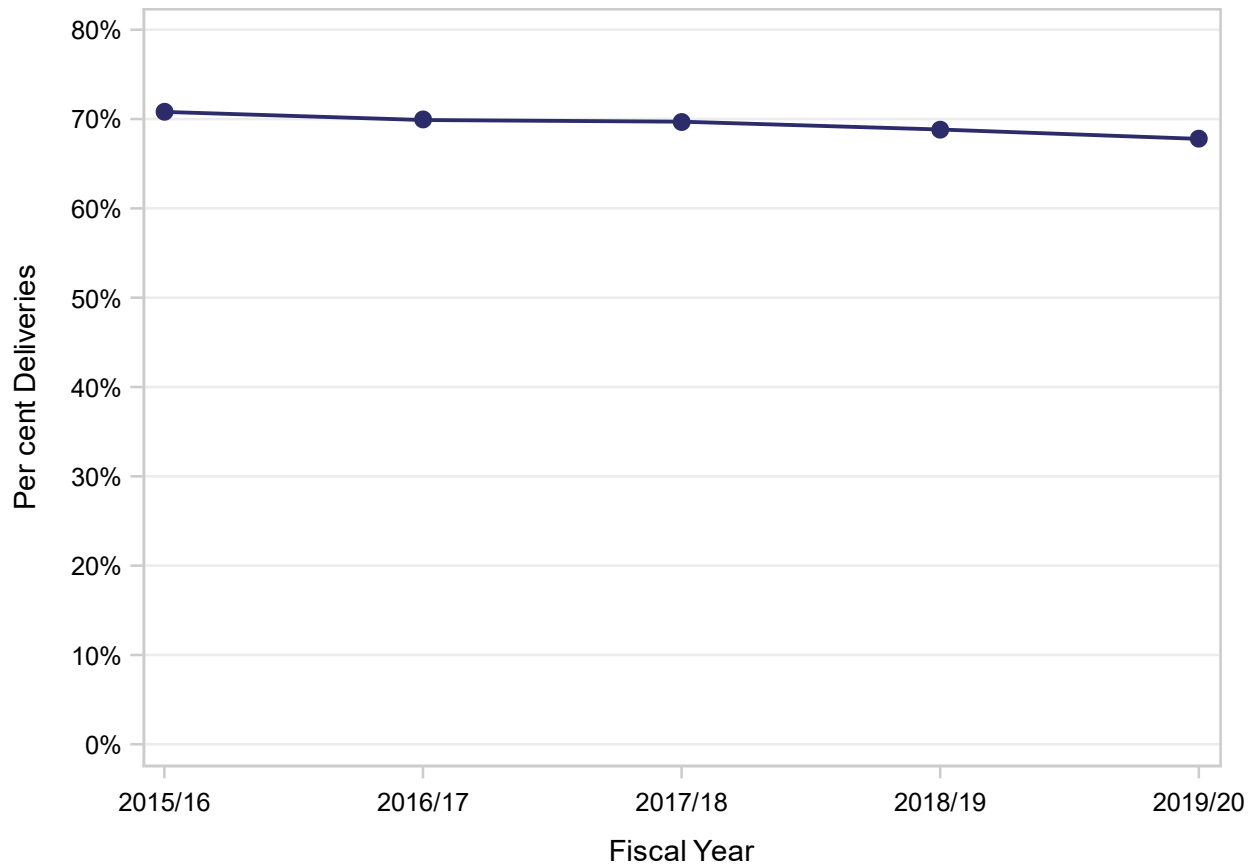


Method of Fetal Surveillance During Labour	Fiscal Year				
	2015/16	2016/17	2017/18	2018/19	2019/20
Auscultation Only	28.2%	26.1%	22.5%	24.0%	20.0%
Auscultation and External Electronic Monitoring	26.6%	24.7%	25.0%	20.9%	22.2%
External Electronic Monitoring Only	26.4%	28.7%	30.5%	32.9%	35.6%
Internal Electronic Monitoring Only	0.3%	1.2%	0.8%	1.4%	0.4%
No Fetal Monitoring	4.9%	4.0%	4.8%	4.5%	4.0%

Definitions and specifications begin on Page 84 of this document.

Vaginal Delivery

Residents of Island Health: April 1, 2015 - March 31, 2020

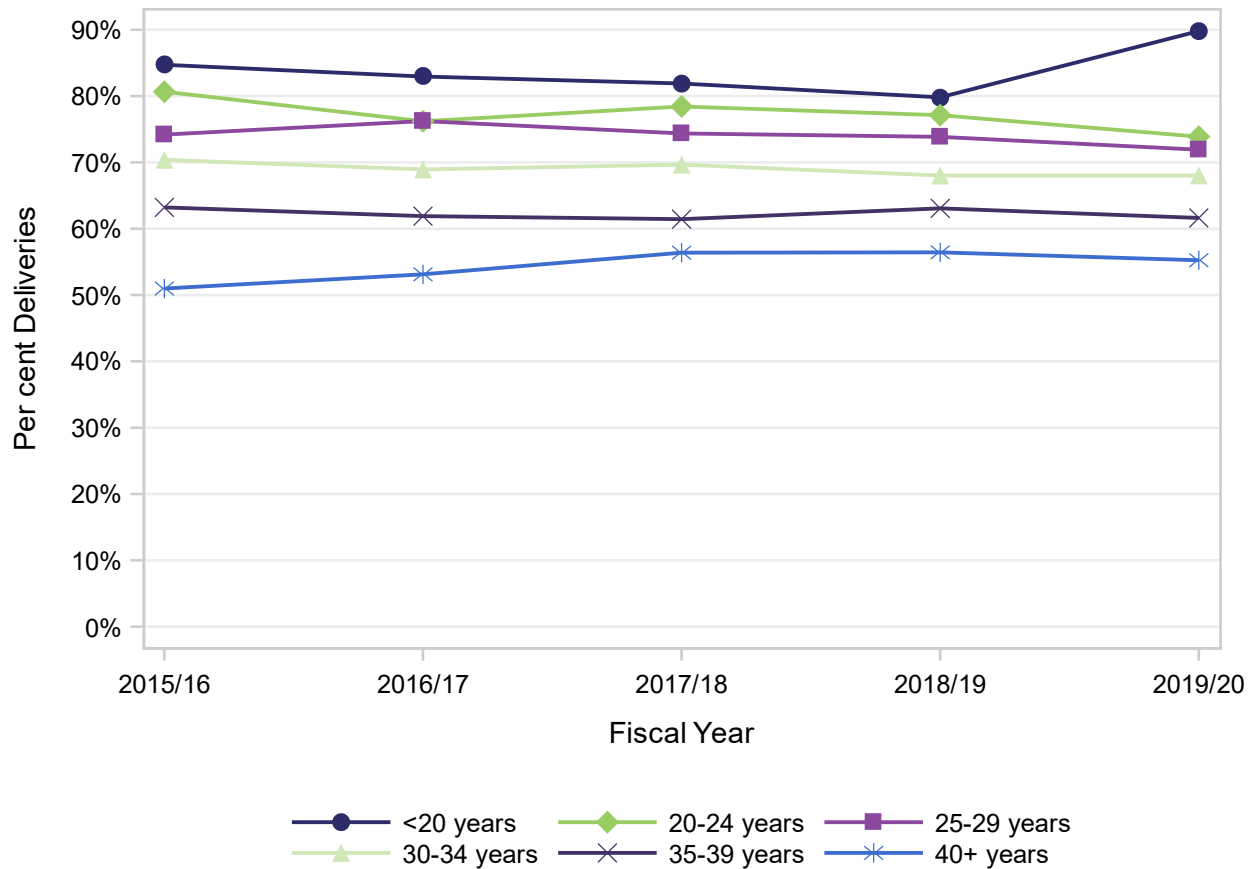


	Fiscal Year				
	2015/16	2016/17	2017/18	2018/19	2019/20
Vaginal Delivery	70.8%	69.9%	69.7%	68.8%	67.8%

Definitions and specifications begin on Page 84 of this document.

Vaginal Delivery by Maternal Age

Residents of Island Health: April 1, 2015 - March 31, 2020

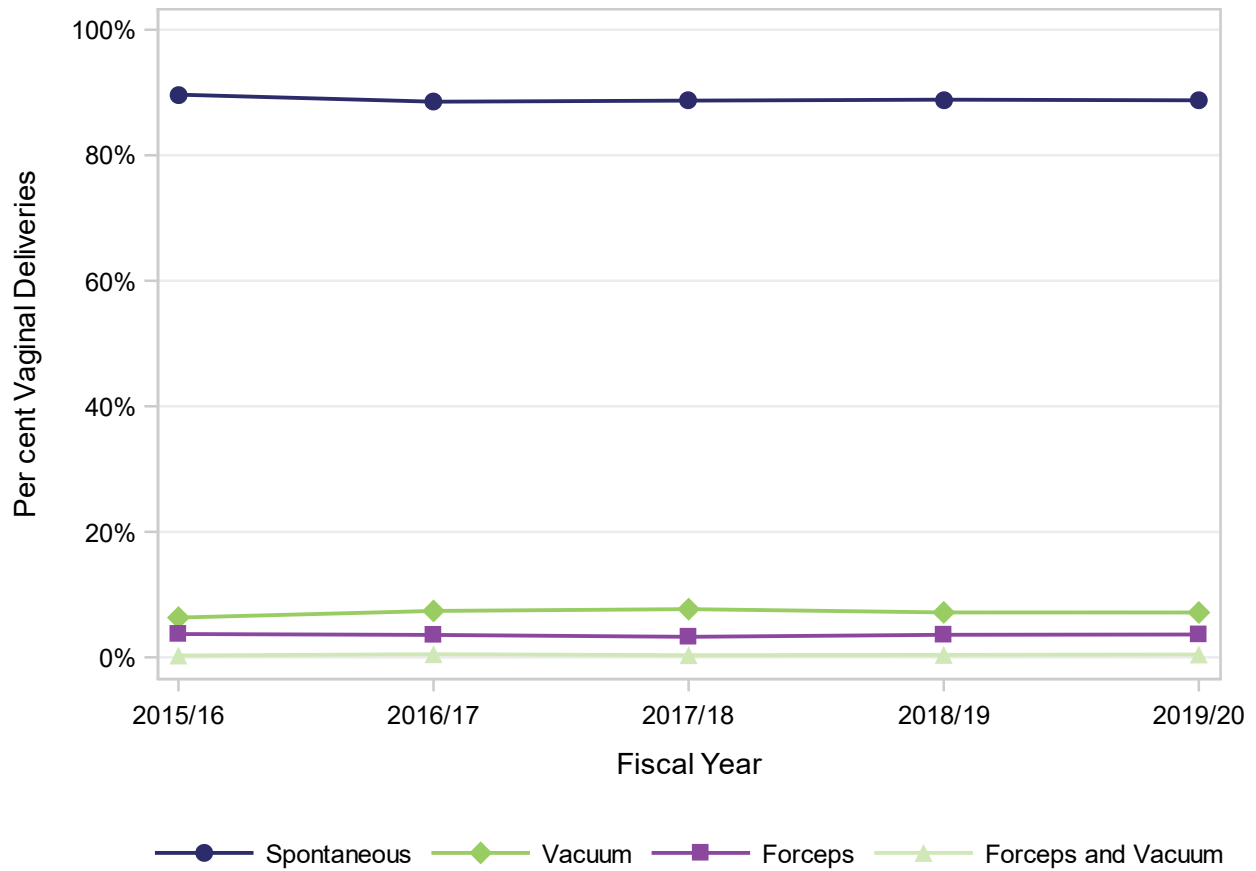


Maternal Age	Fiscal Year				
	2015/16	2016/17	2017/18	2018/19	2019/20
<20 years	84.7%	82.9%	81.9%	79.8%	89.8%
20-24 years	80.7%	76.2%	78.4%	77.1%	73.9%
25-29 years	74.2%	76.2%	74.4%	73.9%	71.9%
30-34 years	70.4%	68.9%	69.7%	68.0%	68.0%
35-39 years	63.2%	61.9%	61.4%	63.1%	61.6%
40+ years	51.0%	53.1%	56.4%	56.4%	55.2%

Definitions and specifications begin on Page 84 of this document.

Type of Vaginal Delivery

Residents of Island Health: April 1, 2015 - March 31, 2020

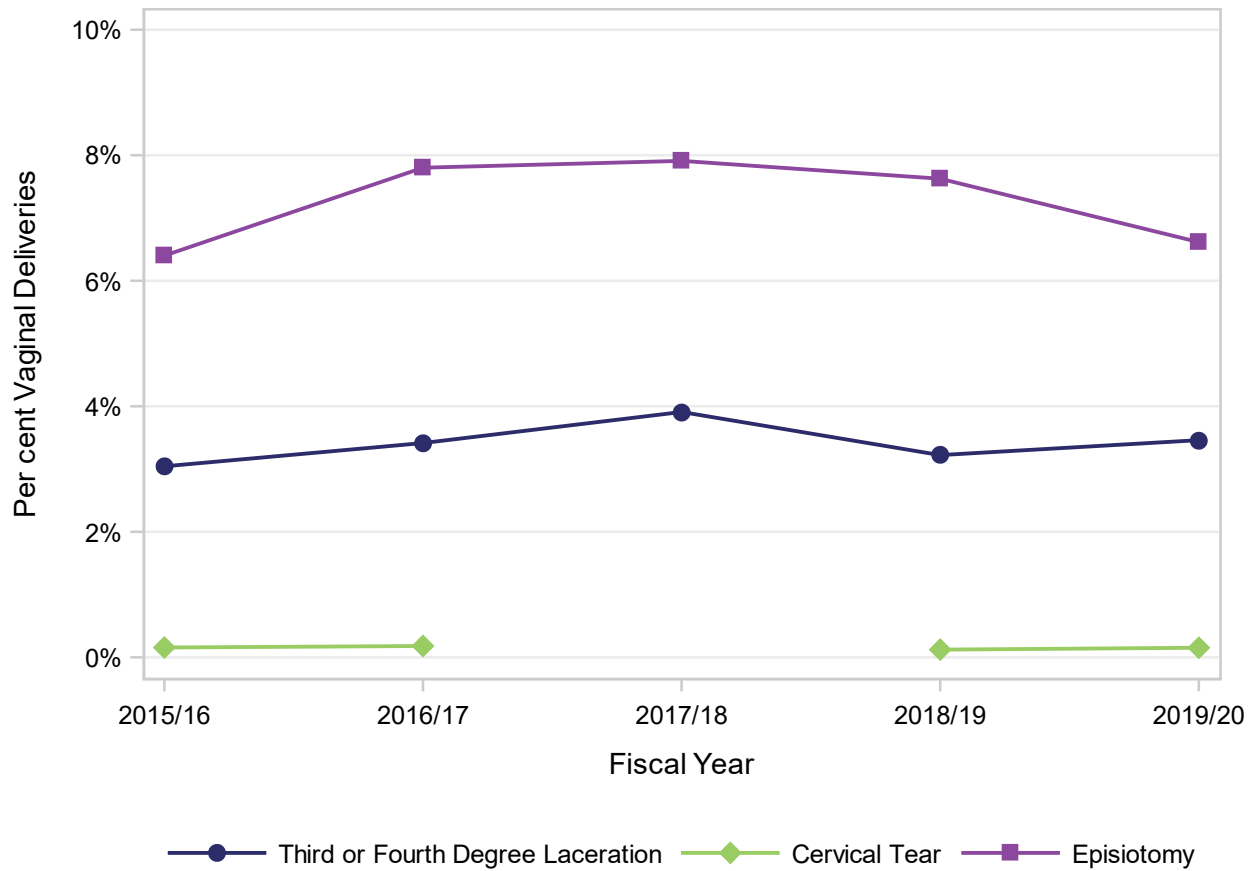


Type of Vaginal Delivery	Fiscal Year				
	2015/16	2016/17	2017/18	2018/19	2019/20
Spontaneous	89.7%	88.5%	88.7%	88.9%	88.8%
Vacuum	6.3%	7.4%	7.7%	7.2%	7.2%
Forceps	3.7%	3.6%	3.3%	3.6%	3.6%
Forceps and Vacuum	0.3%	0.5%	0.3%	0.4%	0.5%

Definitions and specifications begin on Page 84 of this document.

Perineal Trauma

Residents of Island Health: April 1, 2015 - March 31, 2020

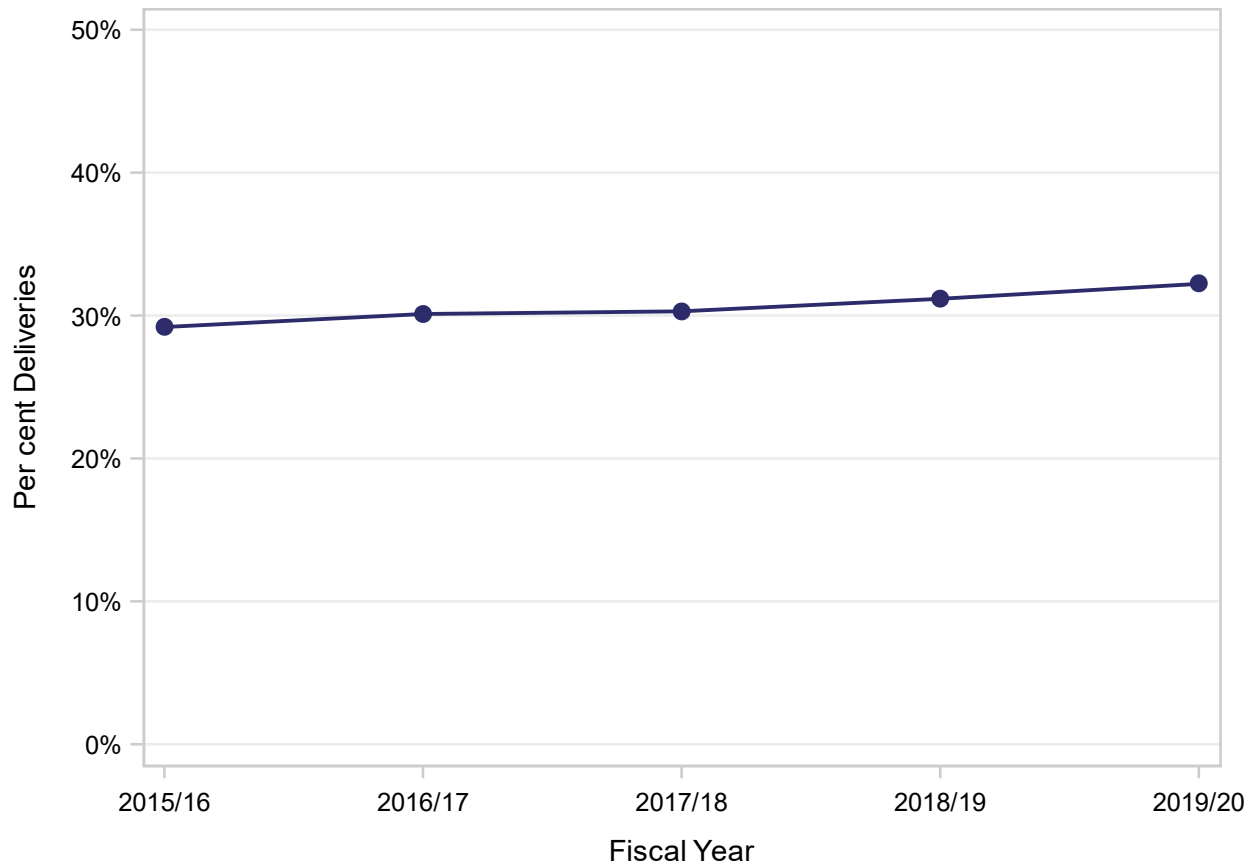


Perineal Trauma	Fiscal Year				
	2015/16	2016/17	2017/18	2018/19	2019/20
Third or Fourth Degree Laceration	3.0%	3.4%	3.9%	3.2%	3.5%
Cervical Tear	0.2%	0.2%	NR	0.1%	0.2%
Episiotomy	6.4%	7.8%	7.9%	7.6%	6.6%

NR: Rates and per cents based on numerators of 1 to 4 are not reported.
Definitions and specifications begin on Page 84 of this document.

Cesarean Delivery

Residents of Island Health: April 1, 2015 - March 31, 2020

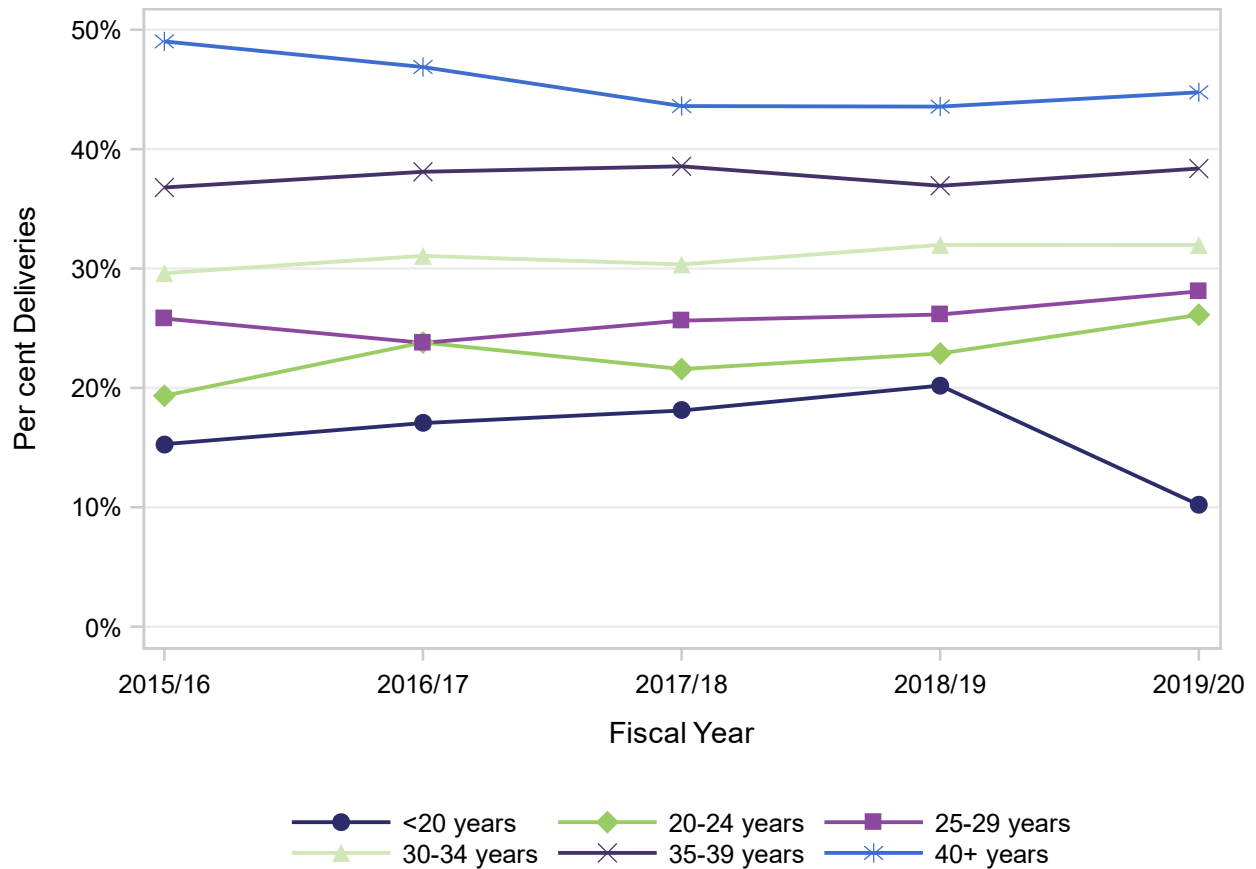


	Fiscal Year				
	2015/16	2016/17	2017/18	2018/19	2019/20
Cesarean Delivery	29.2%	30.1%	30.3%	31.2%	32.2%

Definitions and specifications begin on Page 84 of this document.

Cesarean Delivery by Maternal Age

Residents of Island Health: April 1, 2015 - March 31, 2020

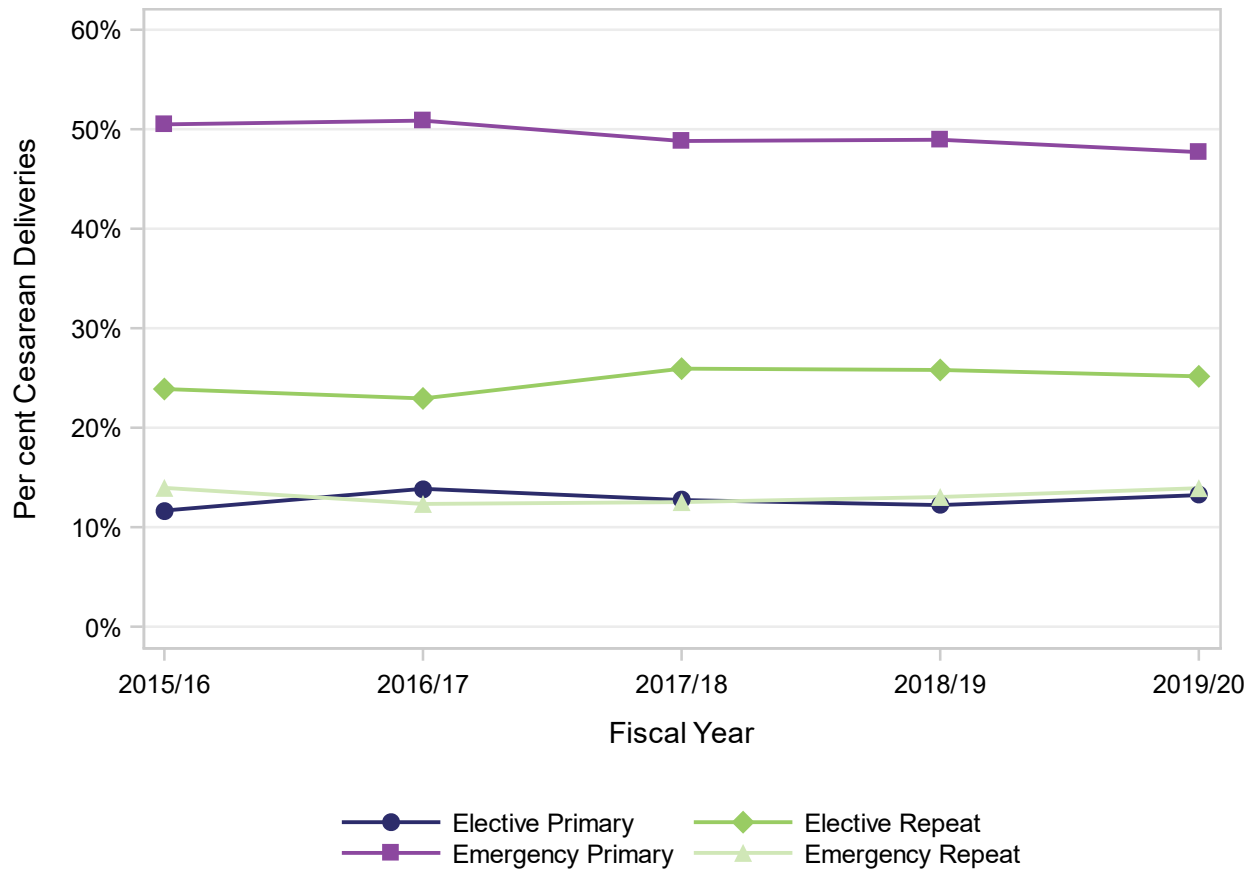


Maternal Age	Fiscal Year				
	2015/16	2016/17	2017/18	2018/19	2019/20
<20 years	15.3%	17.1%	18.1%	20.2%	10.2%
20-24 years	19.3%	23.8%	21.6%	22.9%	26.1%
25-29 years	25.8%	23.8%	25.6%	26.1%	28.1%
30-34 years	29.6%	31.1%	30.3%	32.0%	32.0%
35-39 years	36.8%	38.1%	38.6%	36.9%	38.4%
40+ years	49.0%	46.9%	43.6%	43.6%	44.8%

Definitions and specifications begin on Page 84 of this document.

Type of Cesarean Delivery

Residents of Island Health: April 1, 2015 - March 31, 2020

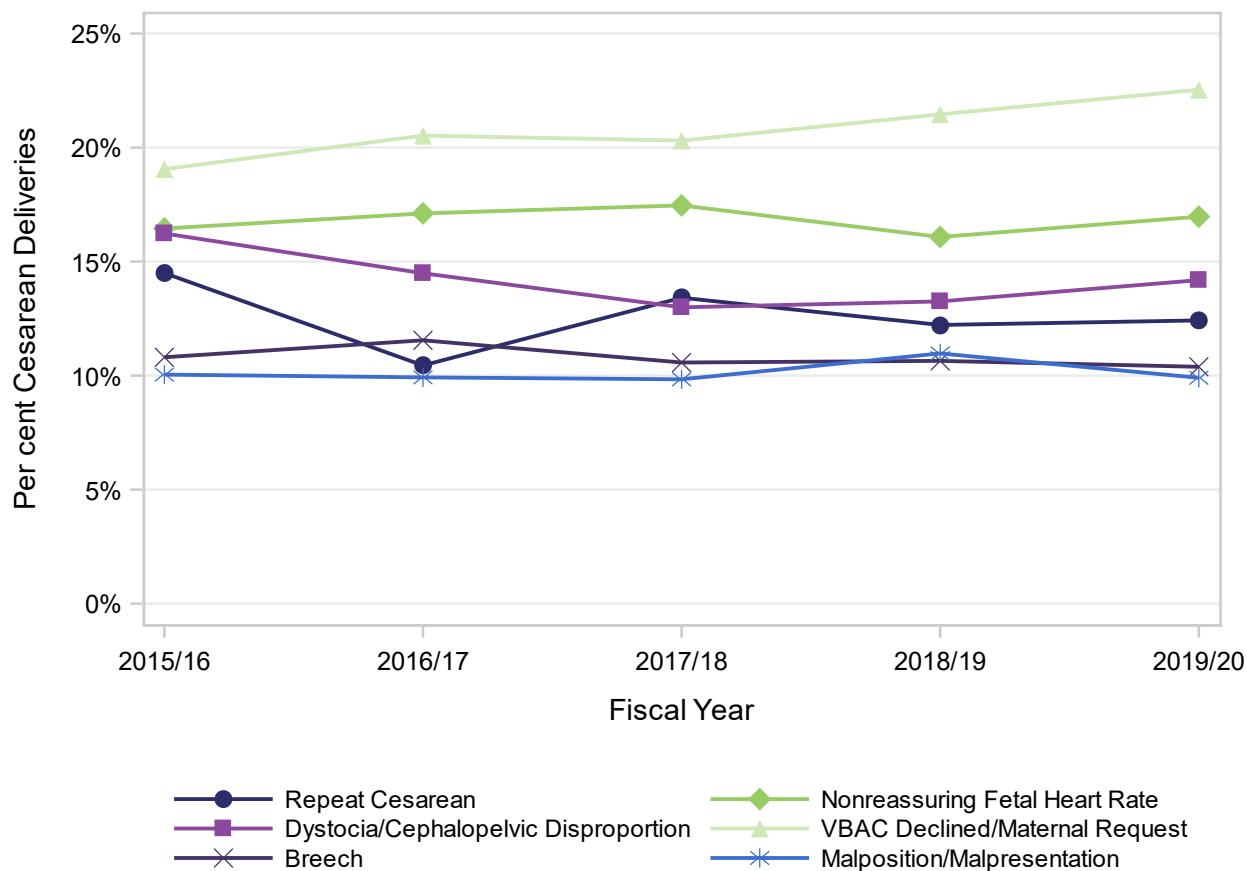


Type of Cesarean Delivery	Fiscal Year				
	2015/16	2016/17	2017/18	2018/19	2019/20
Elective Primary	11.7%	13.9%	12.7%	12.2%	13.2%
Elective Repeat	23.9%	22.9%	25.9%	25.8%	25.2%
Emergency Primary	50.5%	50.9%	48.8%	48.9%	47.7%
Emergency Repeat	14.0%	12.3%	12.5%	13.0%	13.9%

Definitions and specifications begin on Page 84 of this document.

Primary Indication for Cesarean Delivery

Residents of Island Health: April 1, 2015 - March 31, 2020



Primary Indication for Cesarean Delivery	Fiscal Year				
	2015/16	2016/17	2017/18	2018/19	2019/20
Repeat Cesarean	14.5%	10.4%	13.4%	12.2%	12.4%
Nonreassuring Fetal Heart Rate	16.4%	17.1%	17.5%	16.1%	17.0%
Dystocia/Cephalopelvic Disproportion	16.2%	14.5%	13.0%	13.3%	14.2%
VBAC Declined/Maternal Request	19.1%	20.5%	20.3%	21.5%	22.5%
Breech	10.8%	11.5%	10.6%	10.6%	10.4%
Malposition/Malpresentation	10.0%	9.9%	9.8%	11.0%	9.9%
Placenta Previa	2.4%	3.1%	2.5%	2.0%	1.8%
Abruptio Placenta	1.1%	1.2%	0.9%	1.2%	0.9%
Active Herpes	0.4%	0.3%	0.6%	0.3%	0.4%
Other	8.9%	11.3%	11.3%	11.8%	10.5%
Unknown	NR	NR	NR	NR	NR

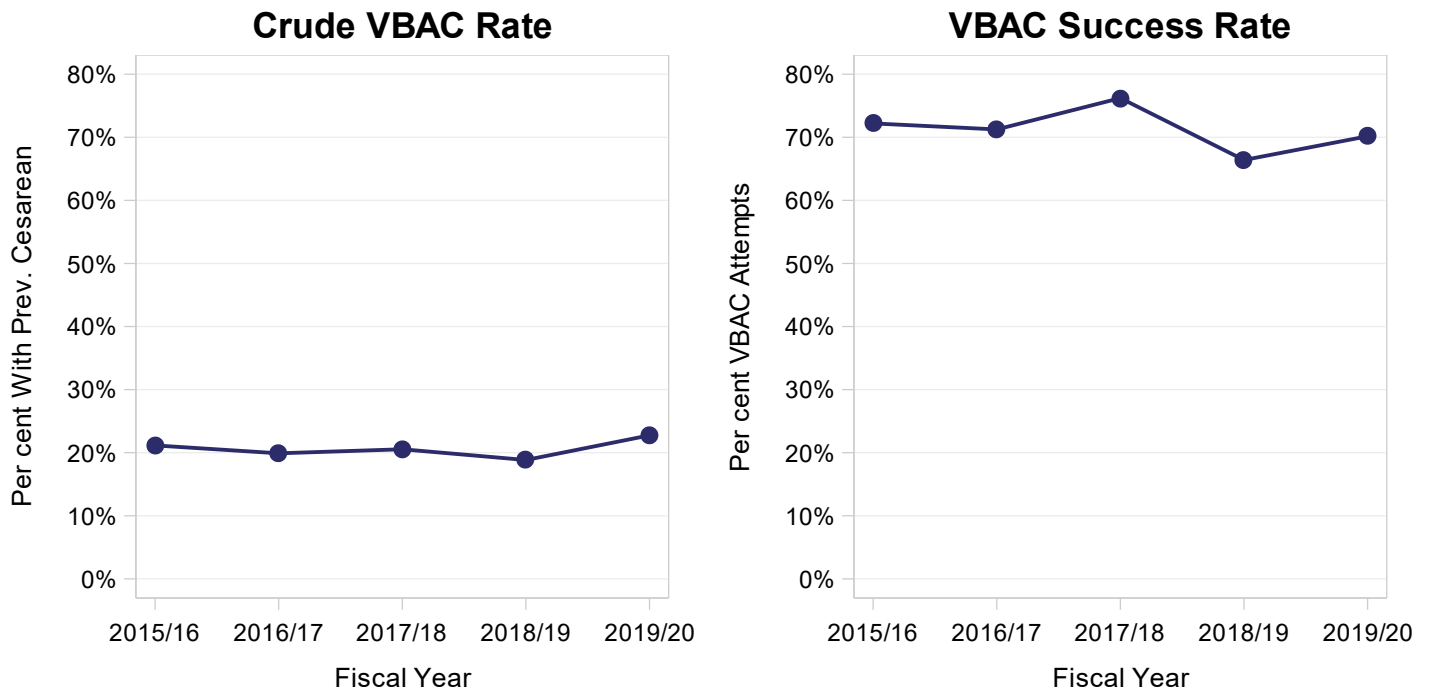
Selected indications are included in the figure; all indications are included in the table.

NR: Rates and per cents based on numerators of 1 to 4 are not reported.

Definitions and specifications begin on Page 84 of this document.

Vaginal Birth After Cesarean (VBAC)

Residents of Island Health: April 1, 2015 - March 31, 2020



Vaginal Birth After Cesarean (VBAC)

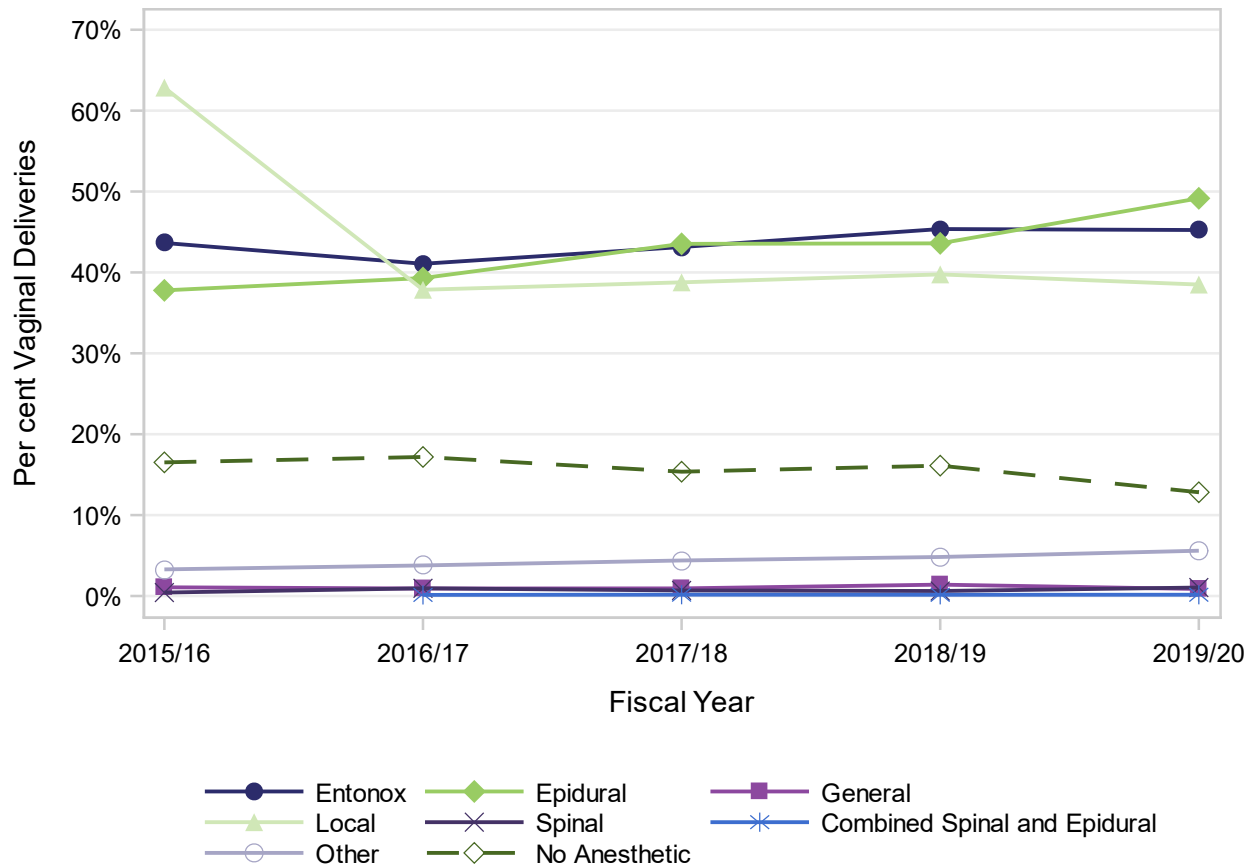
	Fiscal Year				
	2015/16	2016/17	2017/18	2018/19	2019/20
Crude VBAC Rate	21.2%	19.9%	20.5%	18.8%	22.8%
VBAC Eligible Rate	77.4%	78.7%	78.7%	82.1%	81.9%
VBAC Attempted Rate	37.9%	35.3%	34.3%	34.6%	39.4%
VBAC Success Rate	72.2%	71.2%	76.2%	66.4%	70.2%

Crude VBAC Rate: Total number vaginal deliveries / Women with a previous cesarean
VBAC Eligible Rate: Women considered eligible for VBAC / Women with a previous cesarean
VBAC Attempted Rate: Women who attempted a VBAC / Women considered eligible for VBAC
VBAC Success Rate: Women with a vaginal delivery / Women who were eligible for and attempted VBAC

Definitions and specifications begin on Page 84 of this document.

Anesthesia or Analgesia During Labour and Delivery Vaginal Deliveries

Residents of Island Health: April 1, 2015 - March 31, 2020



Anesthesia or Analgesia	Fiscal Year				
	2015/16	2016/17	2017/18	2018/19	2019/20
Entonox	43.6%	41.1%	43.1%	45.4%	45.2%
Epidural	37.8%	39.3%	43.5%	43.6%	49.2%
General	1.1%	0.9%	0.9%	1.4%	0.9%
Local	62.8%	37.9%	38.8%	39.8%	38.5%
Spinal	0.4%	0.9%	0.7%	0.6%	1.0%
Combined Spinal and Epidural	-	-	-	NR	0.2%
Other	3.3%	3.8%	4.4%	4.8%	5.6%
No Anesthetic	16.5%	17.2%	15.4%	16.1%	12.8%

March 2014 - March 2016, Island Health began coding local anesthesia administered prior to insertion of the catheter when epidural or spinal anesthesia is administered. Effective April 1, 2016, this coding practice has been suspended.

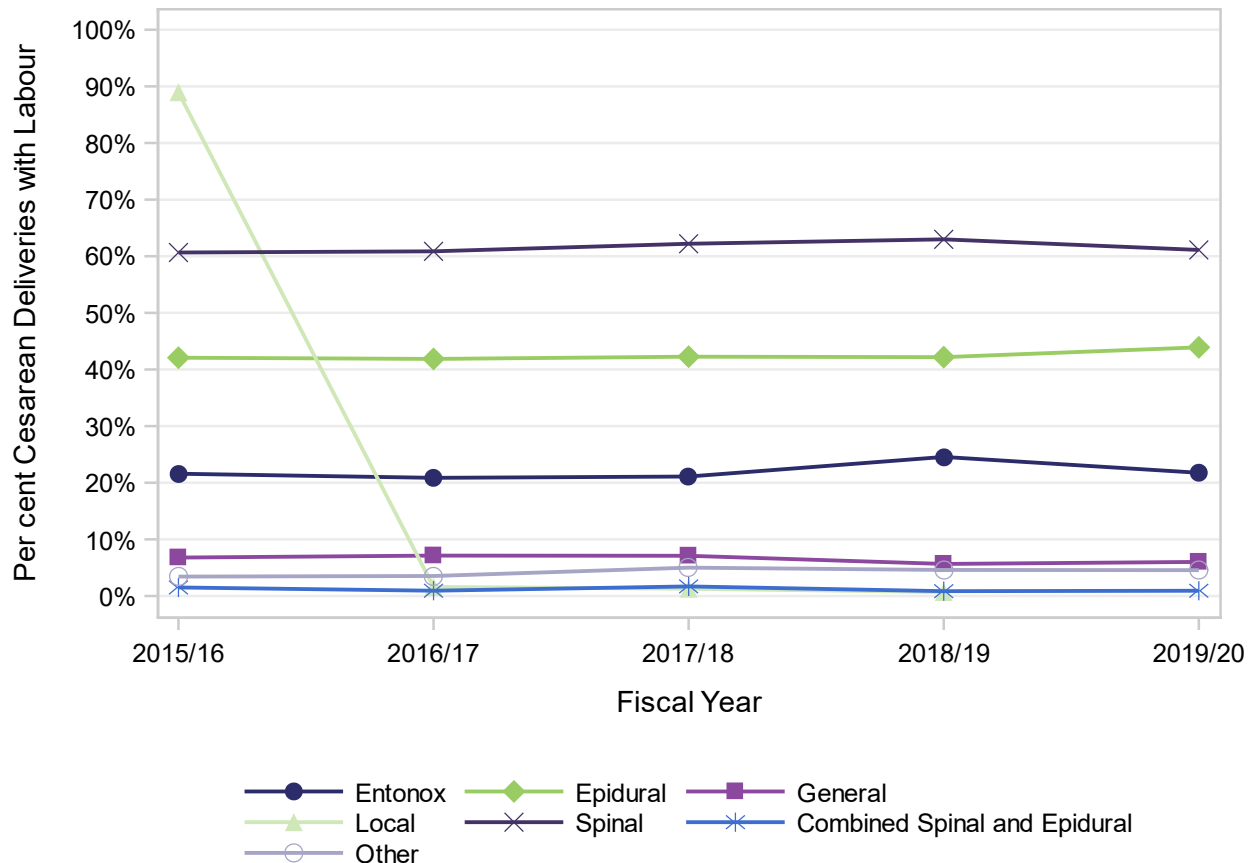
Effective April 2015, Combined spinal and epidural anaesthetic (CSE) is coded when a combined spinal and epidural are given at the same time. Multiple agents may be used.

NR: Rates and per cents based on numerators of 1 to 4 are not reported.

Definitions and specifications begin on Page 84 of this document.

Anesthesia or Analgesia During Labour and Delivery Cesarean Deliveries with Labour

Residents of Island Health: April 1, 2015 - March 31, 2020



Anesthesia or Analgesia	Fiscal Year				
	2015/16	2016/17	2017/18	2018/19	2019/20
Entonox	21.6%	20.9%	21.1%	24.6%	21.8%
Epidural	42.1%	41.9%	42.3%	42.2%	43.9%
General	6.8%	7.1%	7.1%	5.7%	6.0%
Local	89.0%	1.6%	1.3%	0.7%	NR
Spinal	60.7%	60.9%	62.2%	63.0%	61.1%
Combined Spinal and Epidural	-	-	-	NR	0.9%
Other	3.4%	3.5%	5.0%	4.6%	4.6%

March 2014 - March 2016, Island Health began coding local anesthesia administered prior to insertion of the catheter when epidural or spinal anesthesia is administered. Effective April 1, 2016, this coding practice has been suspended.

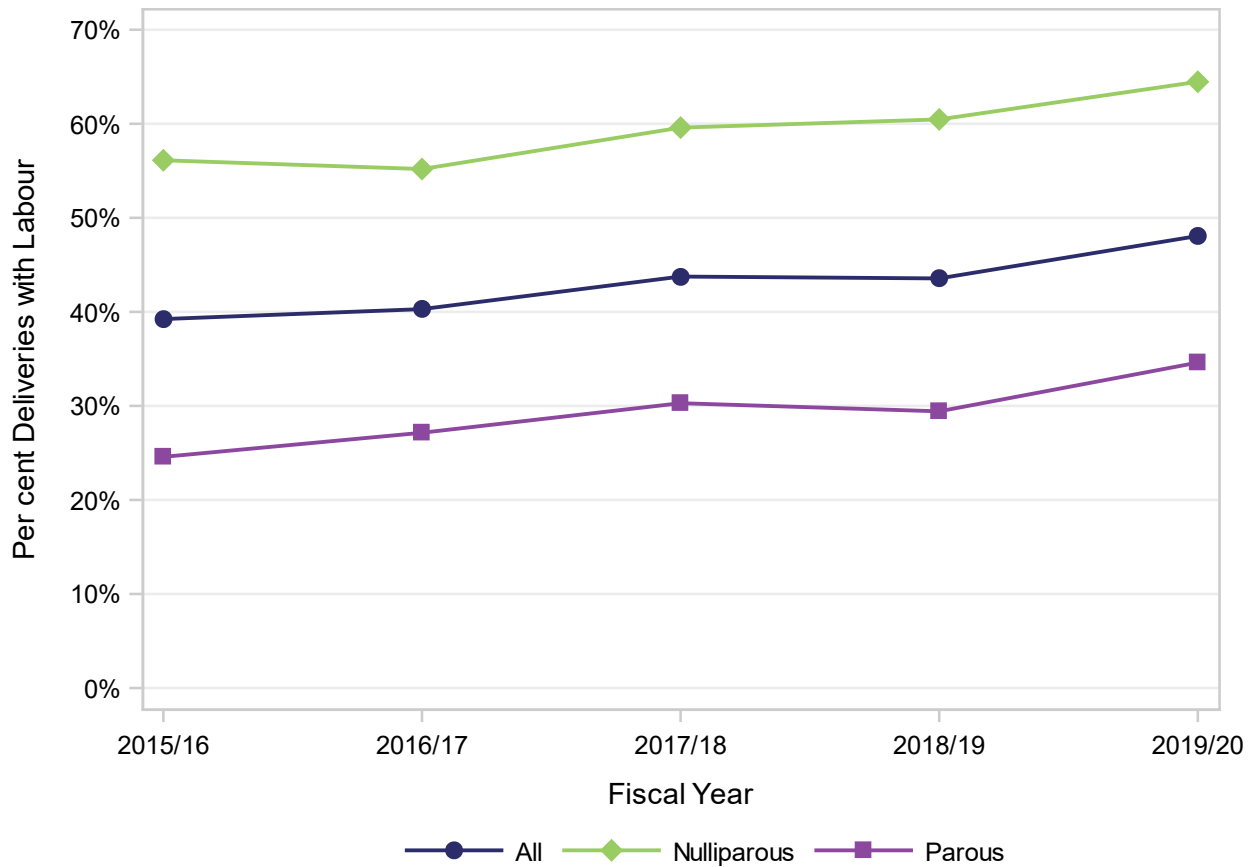
Multiple agents may be used.

NR: Rates and per cents based on numerators of 1 to 4 are not reported.

Definitions and specifications begin on Page 84 of this document.

Epidural Anesthesia or Analgesia During Labour and Delivery by Parity

Residents of Island Health: April 1, 2015 - March 31, 2020

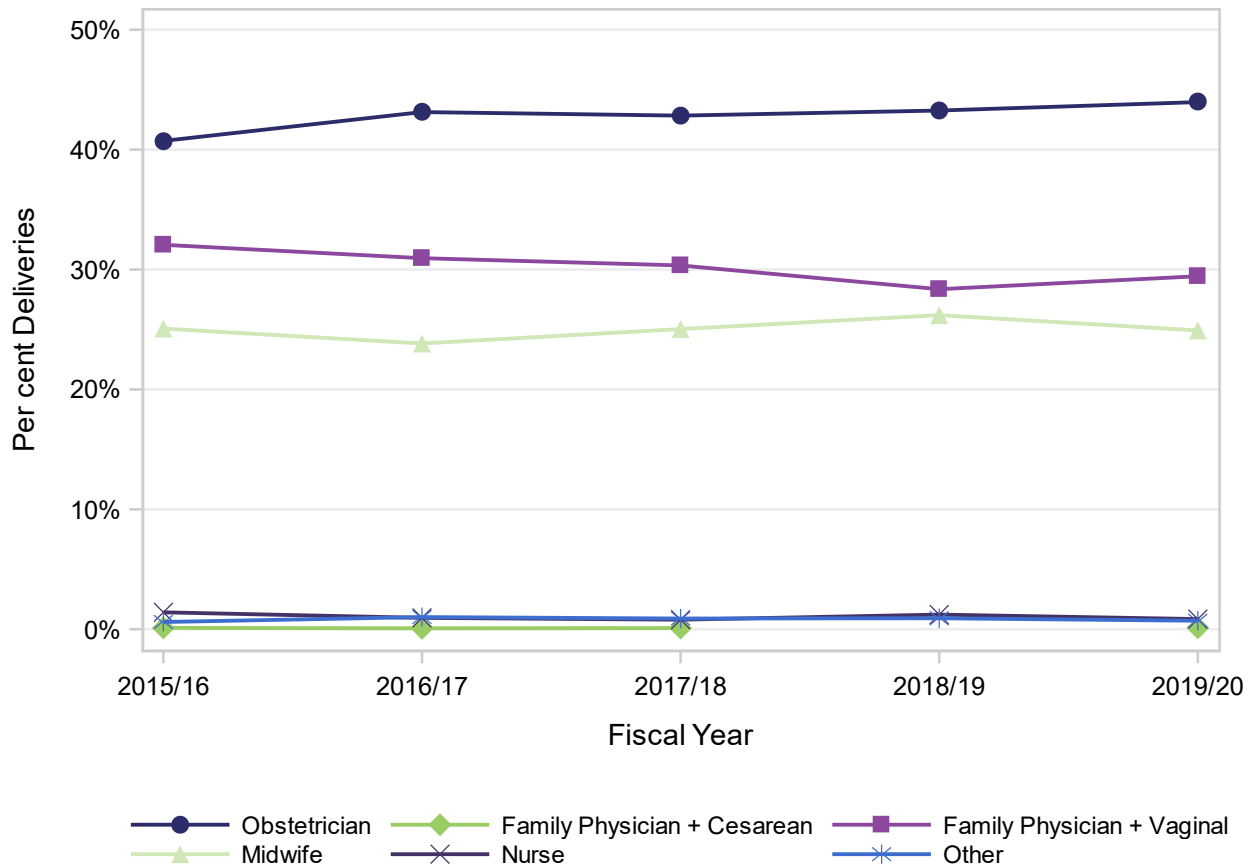


Parity	Fiscal Year				
	2015/16	2016/17	2017/18	2018/19	2019/20
All	39.2%	40.3%	43.8%	43.6%	48.1%
Nulliparous	56.1%	55.2%	59.6%	60.5%	64.5%
Parous	24.6%	27.1%	30.3%	29.4%	34.6%

Effective April 2015, Combined spinal and epidural anaesthetic (CSE) is coded when a combined spinal and epidural are given at the same time. Includes Combined spinal and epidural anaesthetic (CSE). Definitions and specifications begin on Page 84 of this document.

Delivery Provider

Residents of Island Health: April 1, 2015 - March 31, 2020

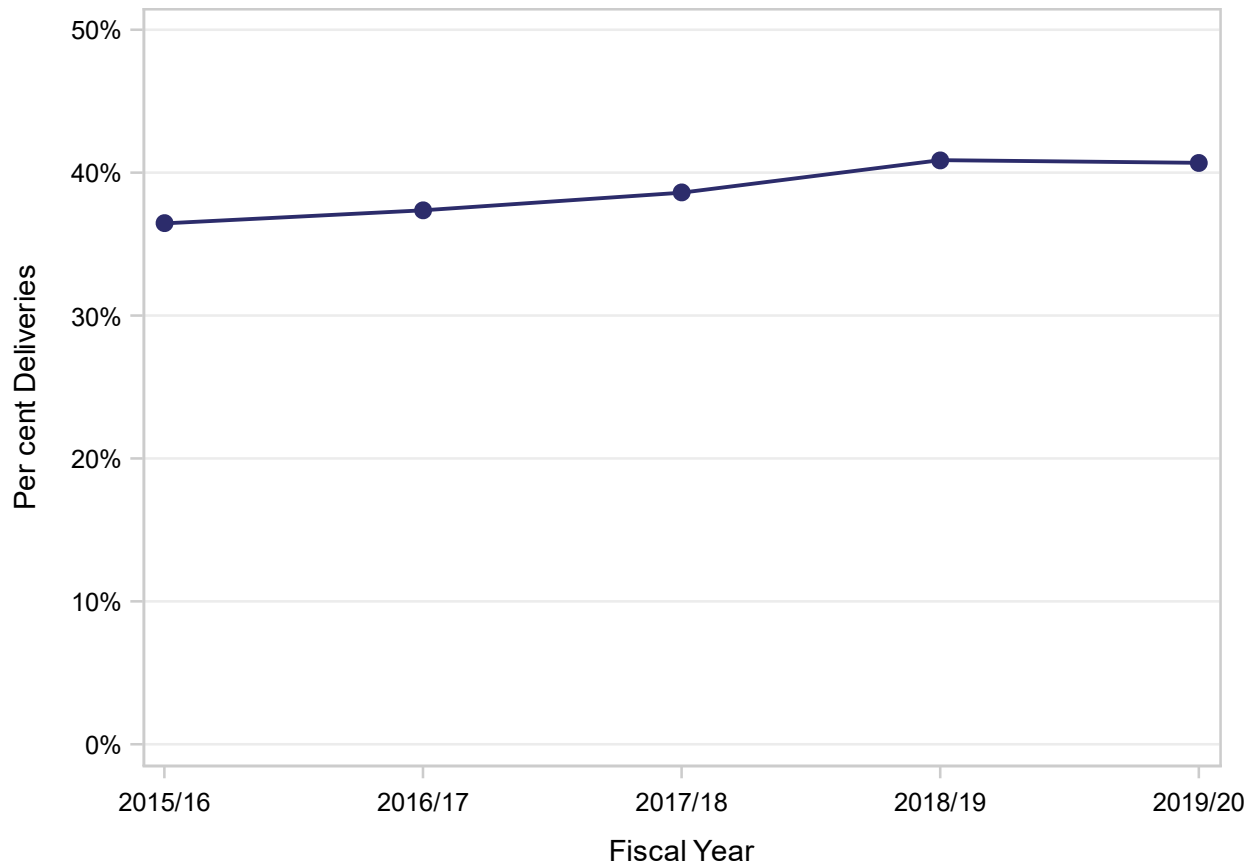


Delivery Provider	Fiscal Year				
	2015/16	2016/17	2017/18	2018/19	2019/20
Obstetrician	40.7%	43.1%	42.8%	43.3%	44.0%
Surgeon	NR	NR	NR	NR	NR
Family Physician + Cesarean	0.1%	0.1%	0.1%	NR	0.1%
Family Physician + Vaginal	32.1%	30.9%	30.3%	28.4%	29.4%
Midwife	25.1%	23.8%	25.0%	26.2%	24.9%
Nurse	1.4%	0.9%	0.8%	1.2%	0.8%
Other	0.6%	1.0%	0.9%	0.9%	0.7%

Describes the training of the provider who delivered the baby. This may not be the same type of health care professional who provided antenatal care. NR: Rates and per cents based on numerators of 1 to 4 are not reported. Definitions and specifications begin on Page 84 of this document.

Deliveries with Midwifery-Involved Care

Residents of Island Health: April 1, 2015 - March 31, 2020

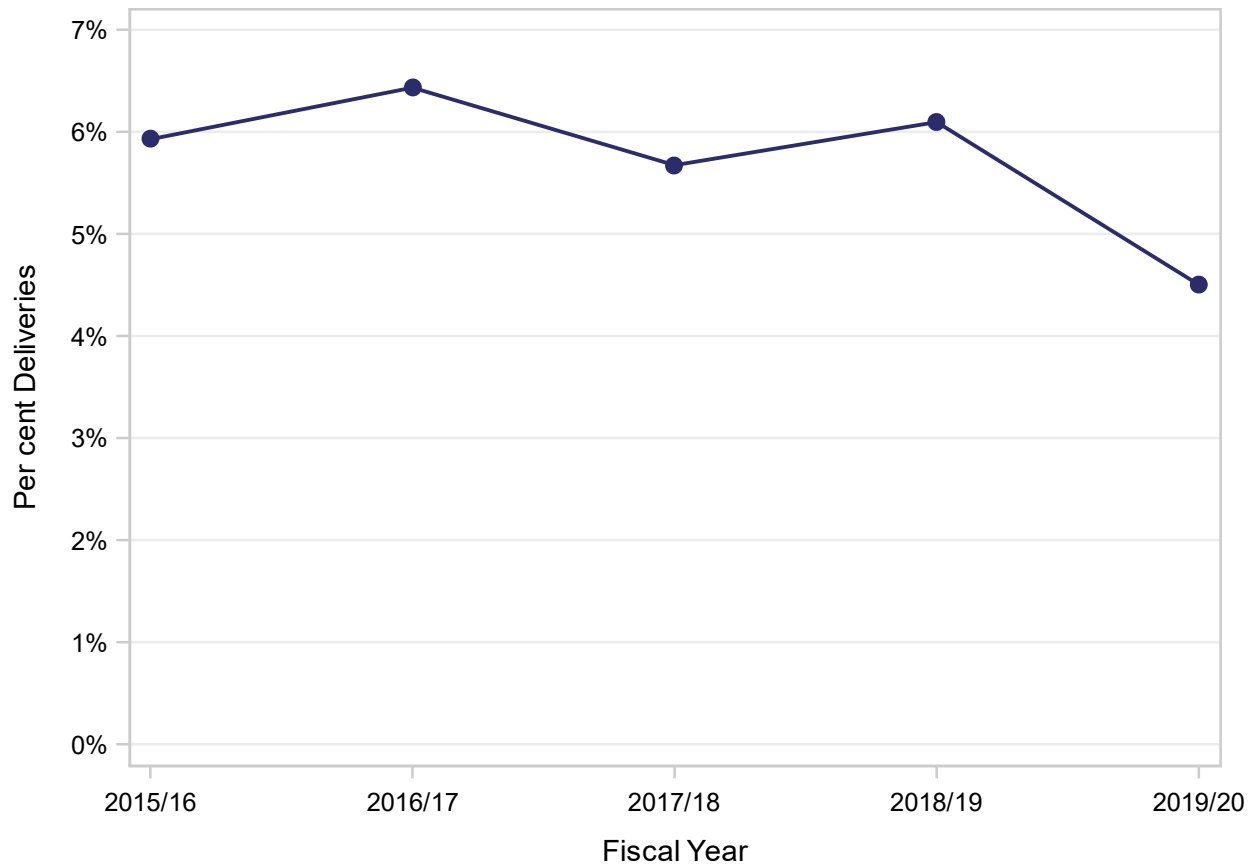


	Fiscal Year				
	2015/16	2016/17	2017/18	2018/19	2019/20
Deliveries with Midwifery-Involved Care	36.5%	37.4%	38.6%	40.9%	40.7%

Indicates if a registered midwife was involved at any point in maternal or newborn care. May not be the provider who performs the delivery. Definitions and specifications begin on Page 84 of this document.

Deliveries at Home with a Registered Midwife

Residents of Island Health: April 1, 2015 - March 31, 2020



	Fiscal Year				
	2015/16	2016/17	2017/18	2018/19	2019/20
Deliveries at Home	5.9%	6.4%	5.7%	6.1%	4.5%

Includes deliveries at home where the woman was admitted to acute care within 24 hours.

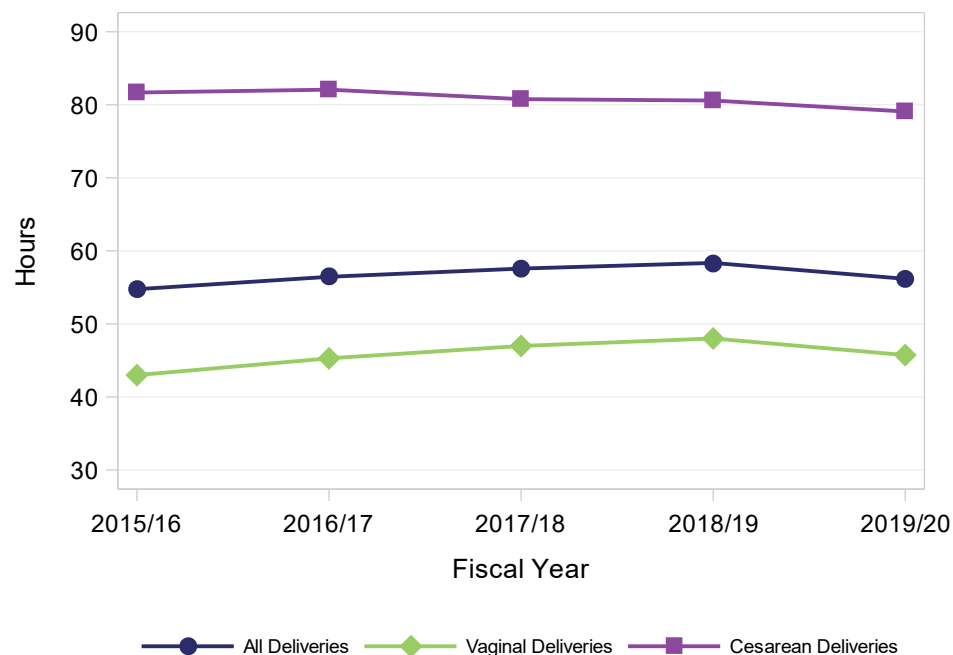
Until March 31, 2014, if a baby born at home with a registered midwife was admitted to acute care within 24 hours birth, the acute care admission was their Birth Admission and the transfer was not recorded. Effective April 1, 2014, babies born at home with a registered midwife have home as the location of the Birth Admission. All admissions to acute care within 28 days, including those within 24 hours of birth, are counted as Post-Neonatal Admissions.

Definitions and specifications begin on Page 84 of this document.

Length of Stay for the Delivery Episode of Care by Mode of Delivery

Residents of Island Health: April 1, 2015 - March 31, 2020

Median Total Length of Stay (Hours)



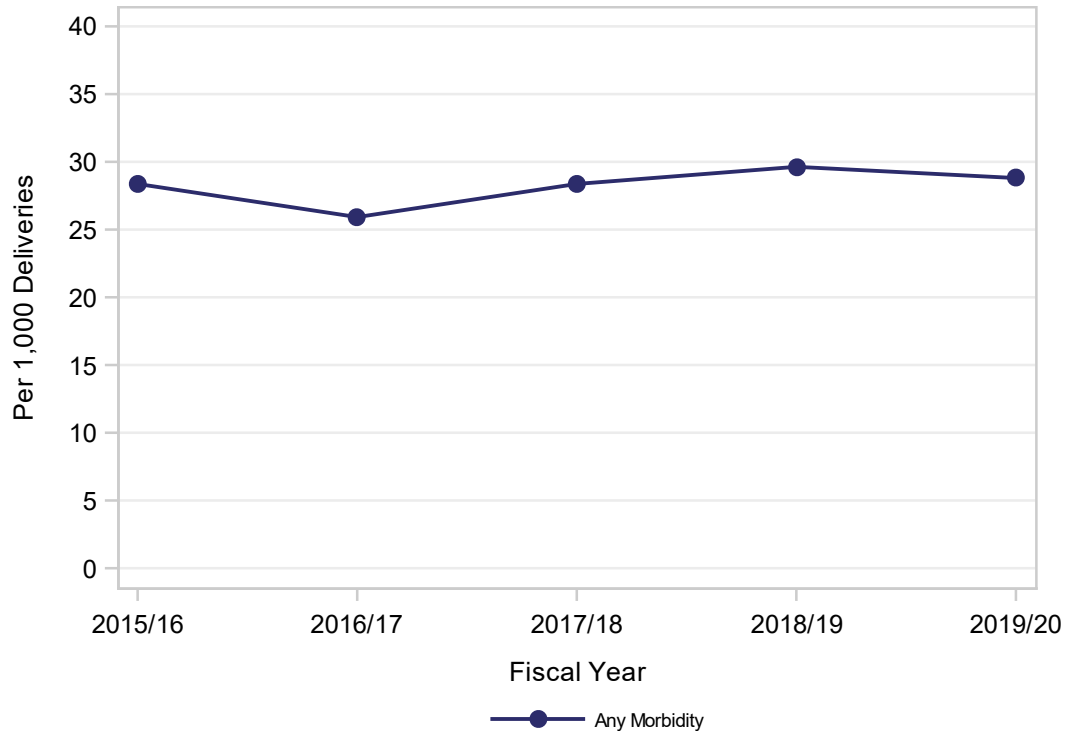
Median Antepartum, Postpartum, and Total Length of Stay for the Delivery Episode of Care

Mode of Delivery	Antepartum LOS (Hours)					Postpartum LOS (Hours)					Total LOS (Hours)				
	Fiscal Year					Fiscal Year					Fiscal Year				
	15/16	16/17	17/18	18/19	19/20	15/16	16/17	17/18	18/19	19/20	15/16	16/17	17/18	18/19	19/20
All Deliveries	6.5	7.1	7.5	7.5	8.1	47.4	48.4	48.8	49.5	47.6	54.8	56.4	57.6	58.4	56.2
Vaginal Deliveries	6.0	6.7	7.3	7.4	7.7	35.5	36.9	37.7	38.2	36.2	43.0	45.3	47.0	48.0	45.7
Cesarean Deliveries	8.4	8.6	8.5	8.0	9.7	72.3	73.0	72.3	71.6	69.0	81.7	82.1	80.8	80.6	79.1

Deliveries outside acute care facilities are excluded.
Definitions and specifications begin on Page 84 of this document.

Maternal Morbidity

Residents of Island Health: April 1, 2015 - March 31, 2020



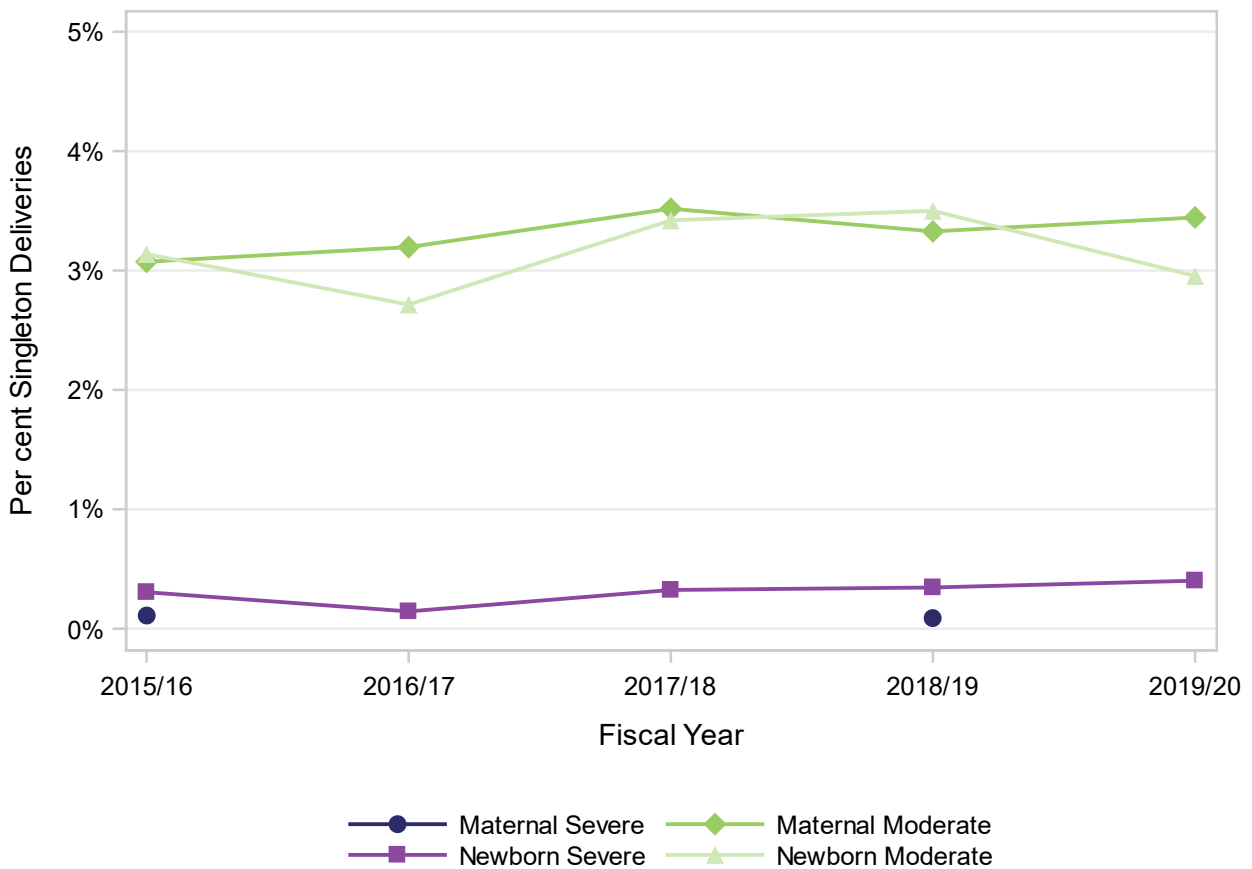
Specific Maternal Morbidities

Type of Morbidity	Fiscal Year				
	2015/16	2016/17	2017/18	2018/19	2019/20
	per 1,000	per 1,000	per 1,000	per 1,000	per 1,000
Liver Complications	7.4	8.1	9.6	9.5	10.2
Postpartum Hemorrhage with Transfusion	5.1	4.6	5.6	7.8	6.4
Urinary Tract Infection	5.1	3.0	1.9	3.0	2.8
Sepsis	6.0	4.3	3.8	4.1	6.0
Wound Infection	6.2	4.6	5.4	4.6	2.6
HELLP	3.6	3.0	3.7	2.9	3.6
Anesthetic Complications	1.3	1.6	1.1	1.4	1.4
Antepartum Hemorrhage with Transfusion	1.6	NR	1.0	2.2	1.6
Eclampsia	NR	NR	NR	NR	0.0
Shock	NR	NR	NR	0.0	NR
Pulmonary Embolism	NR	0.0	0.0	NR	NR
Postpartum Hemorrhage with Hysterectomy	1.0	NR	NR	NR	NR
Stroke	0.0	0.9	0.8	NR	NR

NR: Rates and per cents based on numerators of 1 to 4 are not reported. Definitions and specifications begin on Page 84 of this document.

Adverse Outcome of Labour or Delivery

Residents of Island Health: April 1, 2015 - March 31, 2020

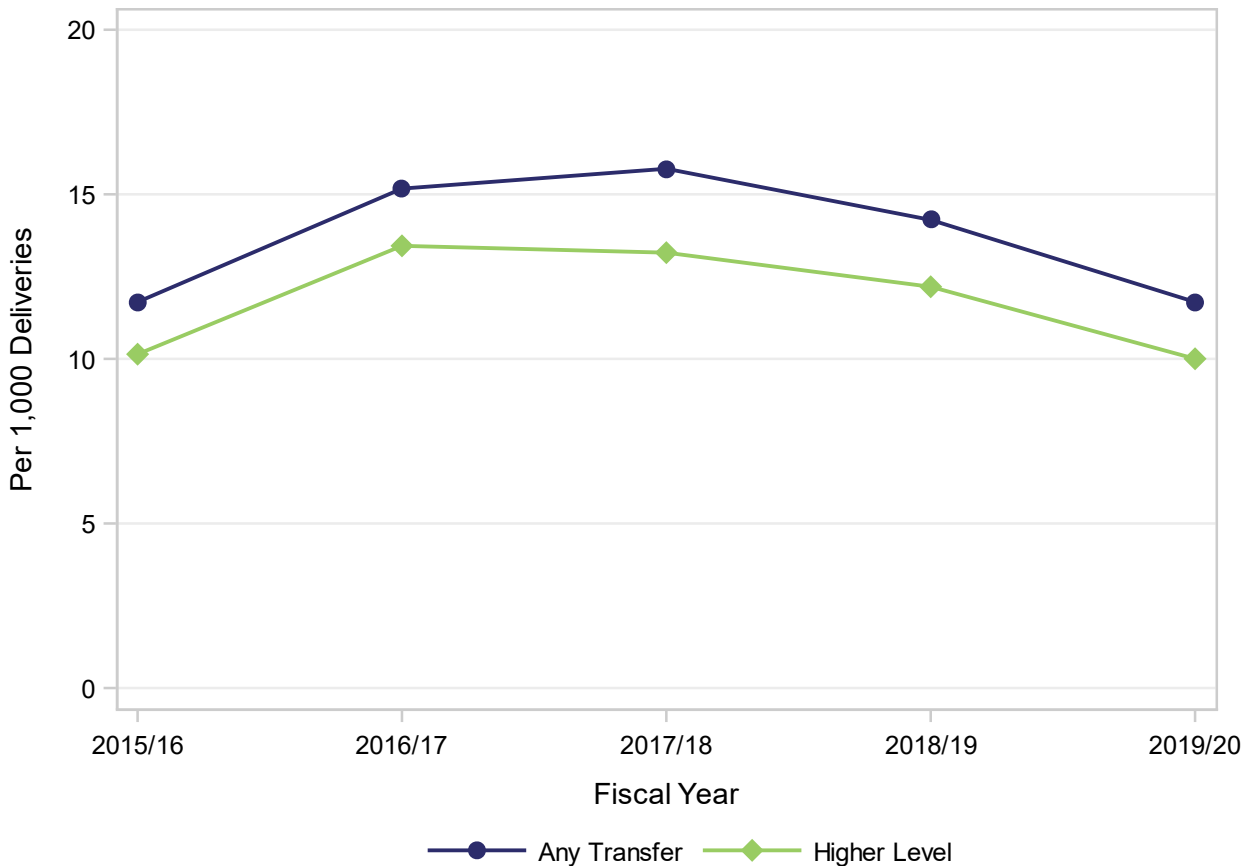


	Fiscal Year				
	2015/16	2016/17	2017/18	2018/19	2019/20
Any Adverse Outcome	6.4%	5.9%	7.1%	7.1%	6.8%
Maternal Severe Adverse Outcome	0.1%	NR	NR	0.1%	NR
Maternal Moderate Adverse Outcome	3.1%	3.2%	3.5%	3.3%	3.4%
Neonatal Severe Adverse Outcome	0.3%	0.1%	0.3%	0.3%	0.4%
Neonatal Moderate Adverse Outcome	3.1%	2.7%	3.4%	3.5%	3.0%

NR: Rates and per cents based on numerators of 1 to 4 are not reported.
Definitions and specifications begin on Page 84 of this document.

Maternal Hospital Transfers

Residents of Island Health: April 1, 2015 - March 31, 2020



Type of Transfer	Fiscal Year				
	2015/16 per 1,000	2016/17 per 1,000	2017/18 per 1,000	2018/19 per 1,000	2019/20 per 1,000
Any Transfer	11.7	15.2	15.8	14.2	11.7
Higher Level	10.1	13.4	13.2	12.2	10.0

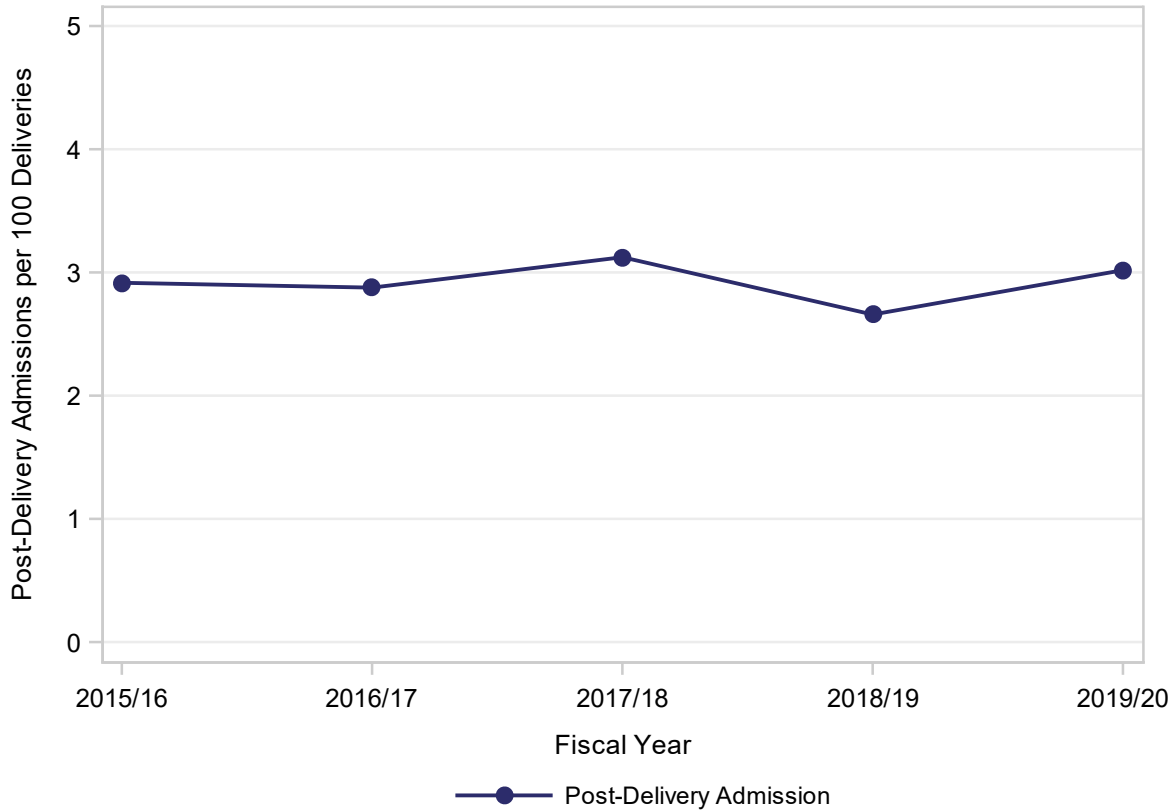
Women may be transferred to another hospital for either maternal or neonatal indications.

Includes transfers from an inpatient Delivery Admission directly to another acute care facility. Effective 2014/15 may also include women transferred directly to acute care from a delivery at home.

Definitions and specifications begin on Page 84 of this document.

Post-Delivery Admissions

Residents of Island Health: April 1, 2015 - March 31, 2020



Leading Diagnoses Associated with Post-Delivery Admissions Per cent Post-Delivery Admissions

Most Responsible Diagnosis	Fiscal Year				
	2015/16	2016/17	2017/18	2018/19	2019/20
Postpartum Hemorrhage	16.3%	21.4%	23.0%	25.5%	18.3%
Other Diseases Complicating Pregnancy	13.0%	11.0%	8.2%	10.8%	16.6%
Postpartum Infection	17.9%	9.3%	9.2%	15.3%	14.9%
Routine Postpartum Care	27.2%	29.1%	32.1%	10.2%	14.3%
Hypertension or Eclampsia	4.3%	6.6%	8.2%	7.0%	10.9%
Other Wound Issues	4.9%	6.0%	4.1%	7.6%	4.0%
Pregnancy-Associated Mental Health	NR	NR	NR	NR	3.4%
Complications of Anesthesia	NR	NR	NR	3.8%	2.9%
Retained Placenta Without Hemorrhage	NR	NR	NR	NR	NR
Care of Breasts	NR	NR	NR	NR	NR

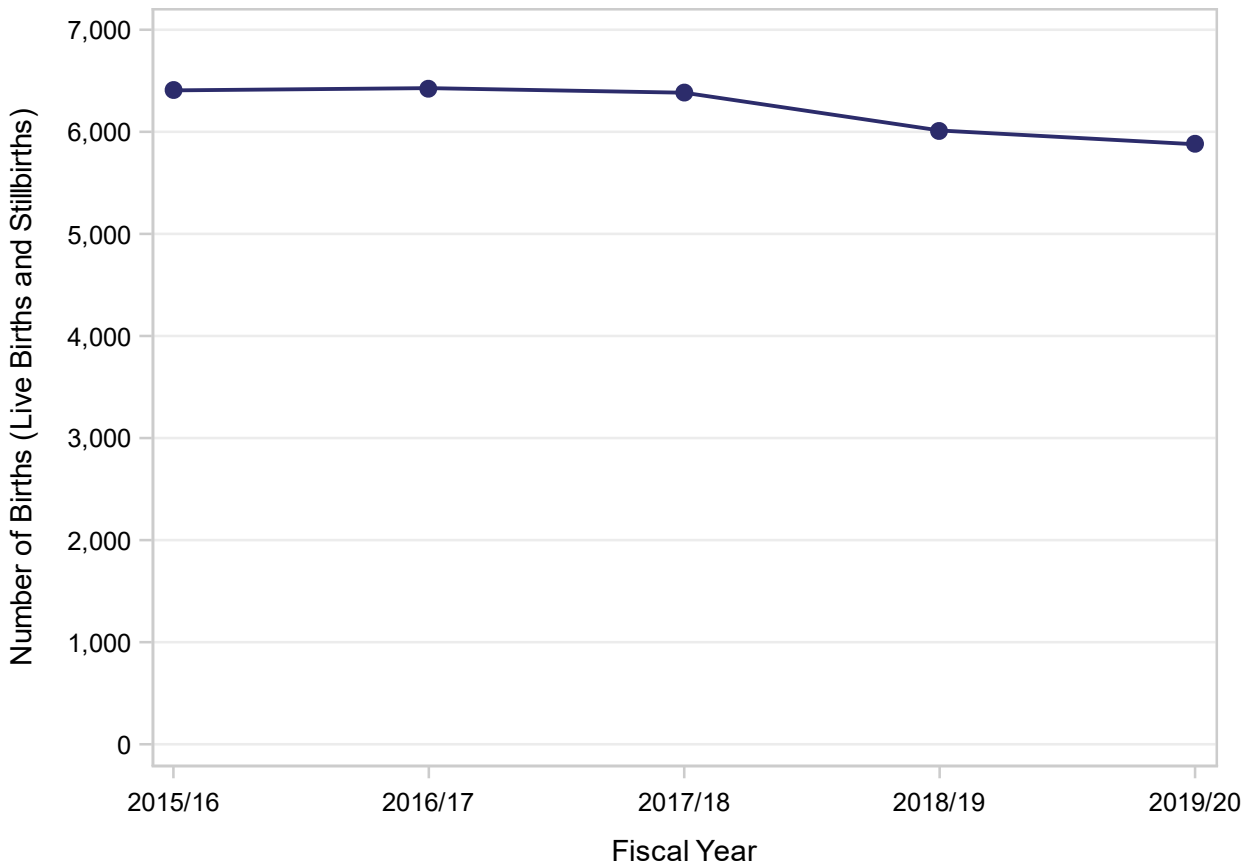
Post-Delivery Admissions include inter-hospital transfers and readmissions from home.
NR: Rates and per cents based on numerators of 1 to 4 are not reported.
Definitions and specifications begin on Page 84 of this document.

Perinatal Health Report 2015/16 to 2019/20
Residents of Island Health

Section 3: Newborn Health

Total Births

Residents of Island Health: April 1, 2015 - March 31, 2020

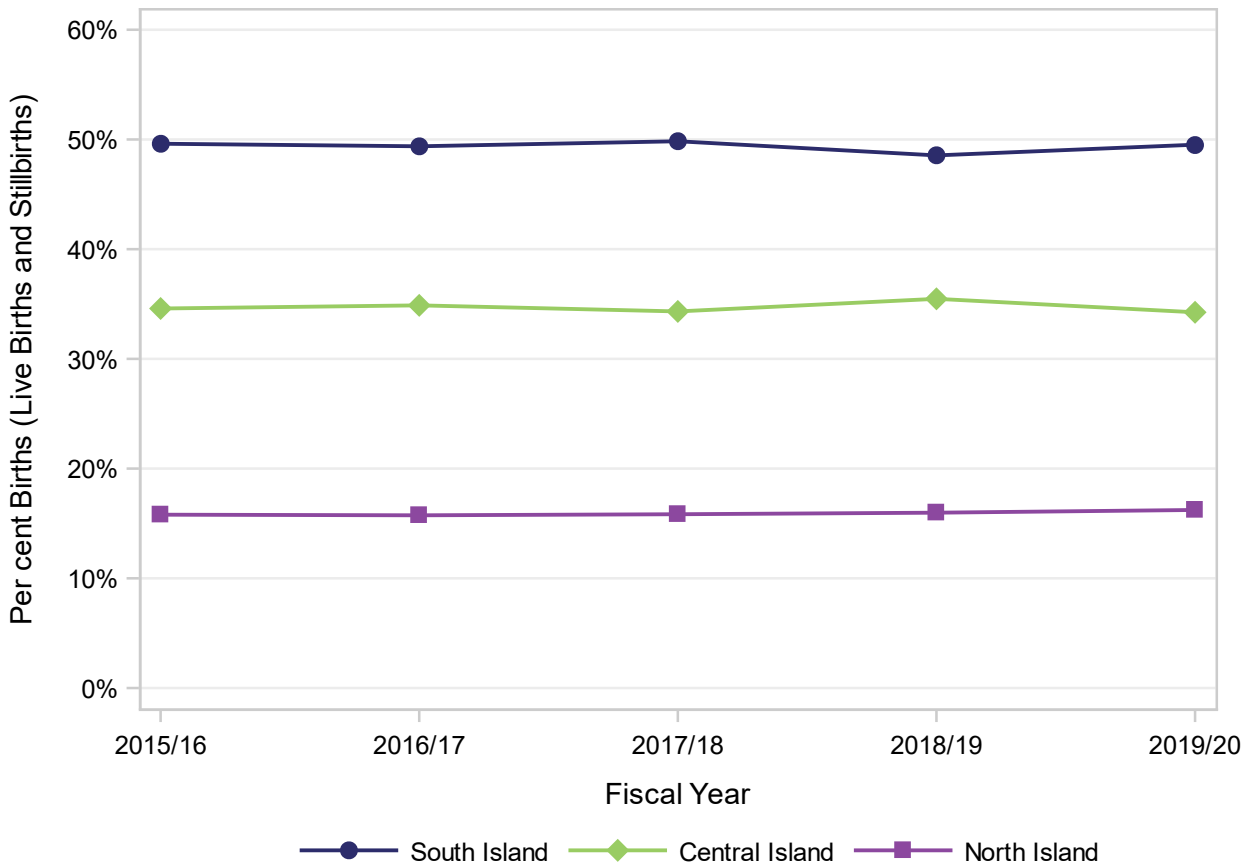


	Fiscal Year				
	2015/16	2016/17	2017/18	2018/19	2019/20
Island Health	6,406	6,428	6,383	6,013	5,878

Definitions and specifications begin on Page 84 of this document.

Total Births by Resident Health Service Delivery Area

Residents of Island Health: April 1, 2015 - March 31, 2020

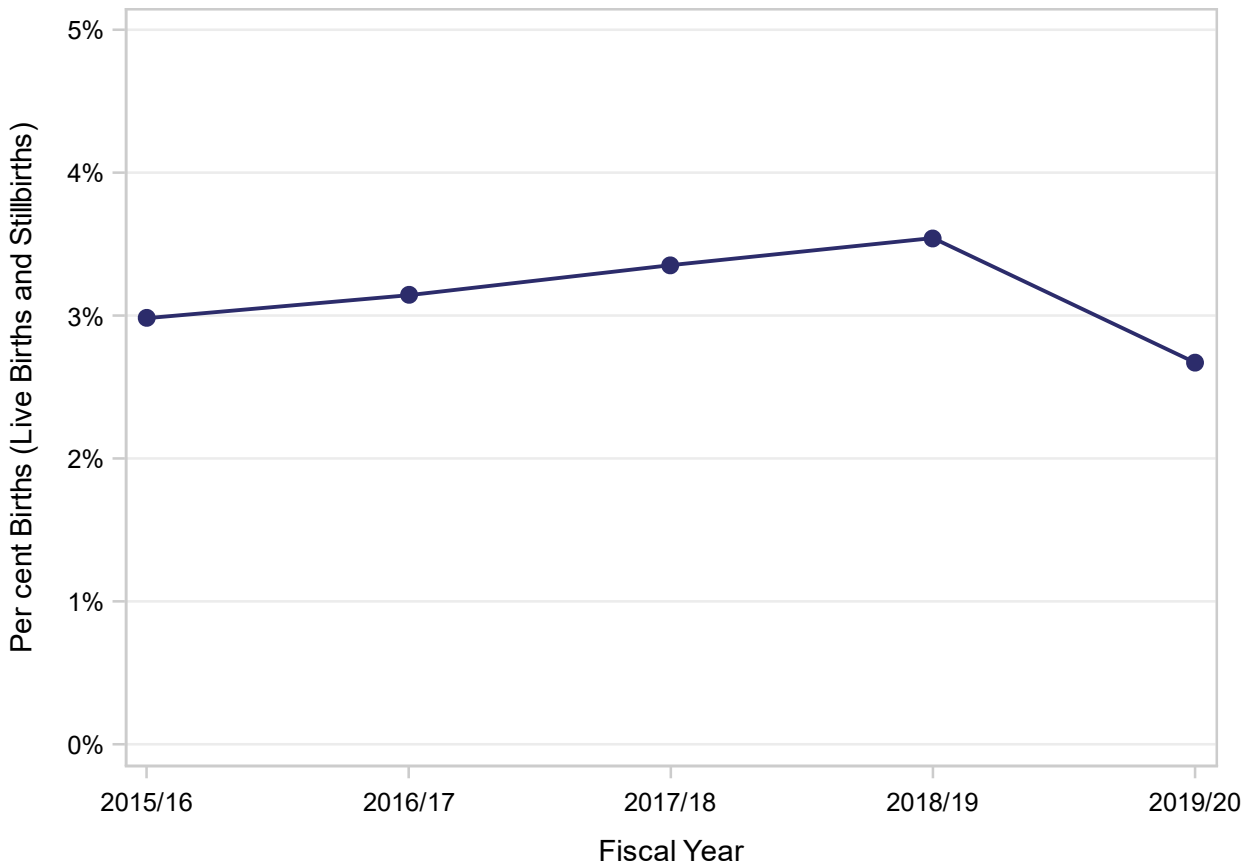


Health Service Delivery Area	Fiscal Year									
	2015/16		2016/17		2017/18		2018/19		2019/20	
	Count	Per cent	Count	Per cent	Count	Per cent	Count	Per cent	Count	Per cent
South Island	3,178	49.6%	3,174	49.4%	3,181	49.8%	2,919	48.5%	2,911	49.5%
Central Island	2,216	34.6%	2,242	34.9%	2,191	34.3%	2,133	35.5%	2,013	34.2%
North Island	1,012	15.8%	1,012	15.7%	1,011	15.8%	961	16.0%	954	16.2%

Definitions and specifications begin on Page 84 of this document.

Births Part of a Multiple Gestation

Residents of Island Health: April 1, 2015 - March 31, 2020

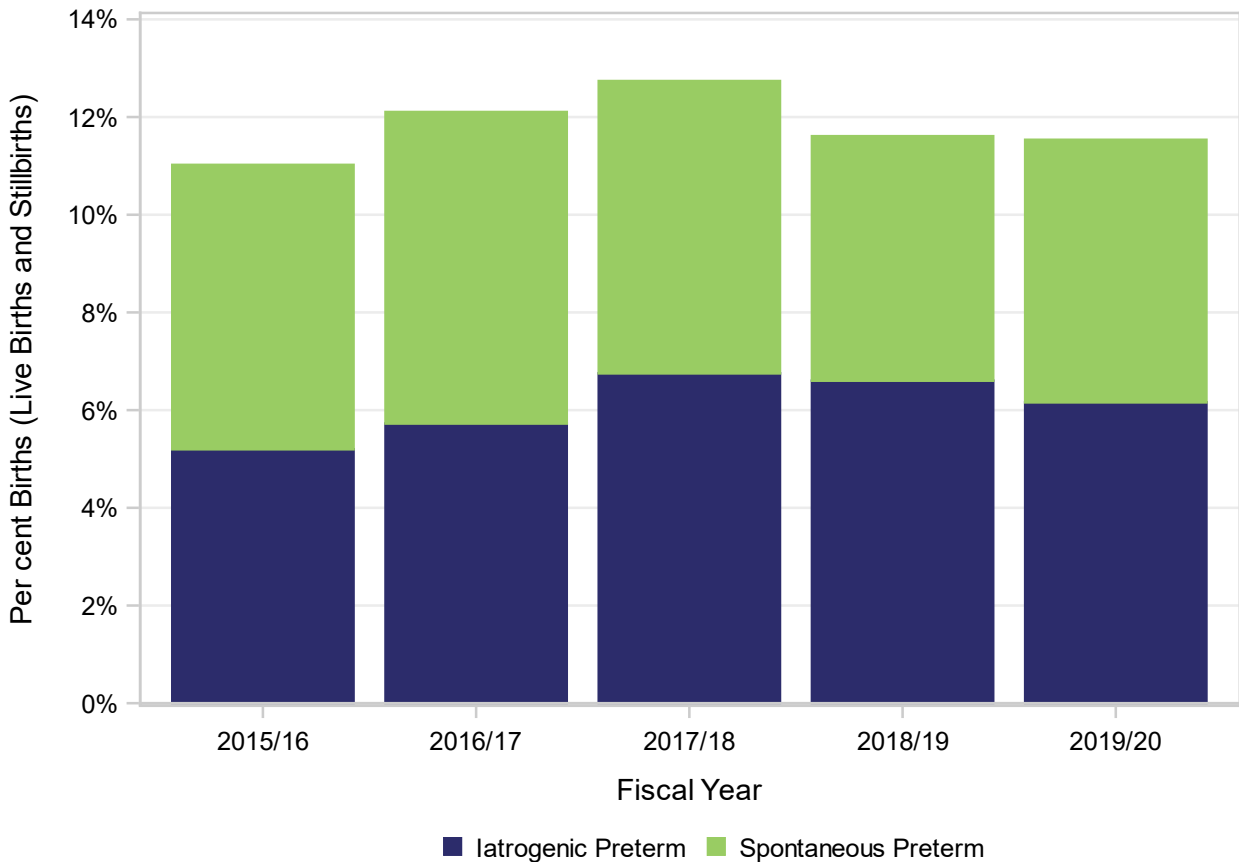


	Fiscal Year				
	2015/16	2016/17	2017/18	2018/19	2019/20
Multiple Gestation	3.0%	3.1%	3.4%	3.5%	2.7%

Includes twin, triplet, and quadruplet births.
 Definitions and specifications begin on Page 84 of this document.

Preterm Birth

Residents of Island Health: April 1, 2015 - March 31, 2020

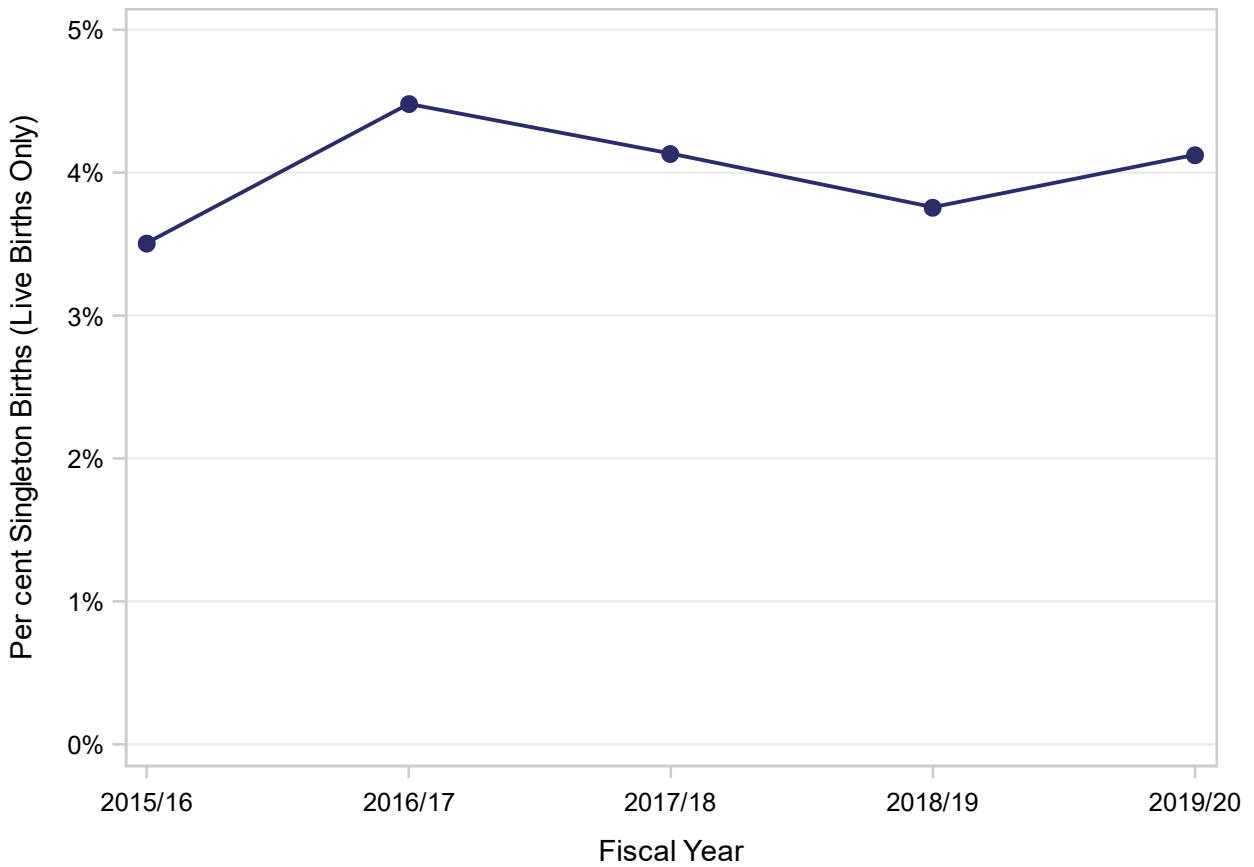


	Fiscal Year				
	2015/16	2016/17	2017/18	2018/19	2019/20
Iatrogenic Preterm	5.2%	5.7%	6.8%	6.6%	6.2%
Spontaneous Preterm	5.8%	6.4%	6.0%	5.0%	5.4%
Total Preterm	11.0%	12.1%	12.7%	11.6%	11.5%

Definitions and specifications begin on Page 84 of this document.

Low Birthweight Singletons

Residents of Island Health: April 1, 2015 - March 31, 2020

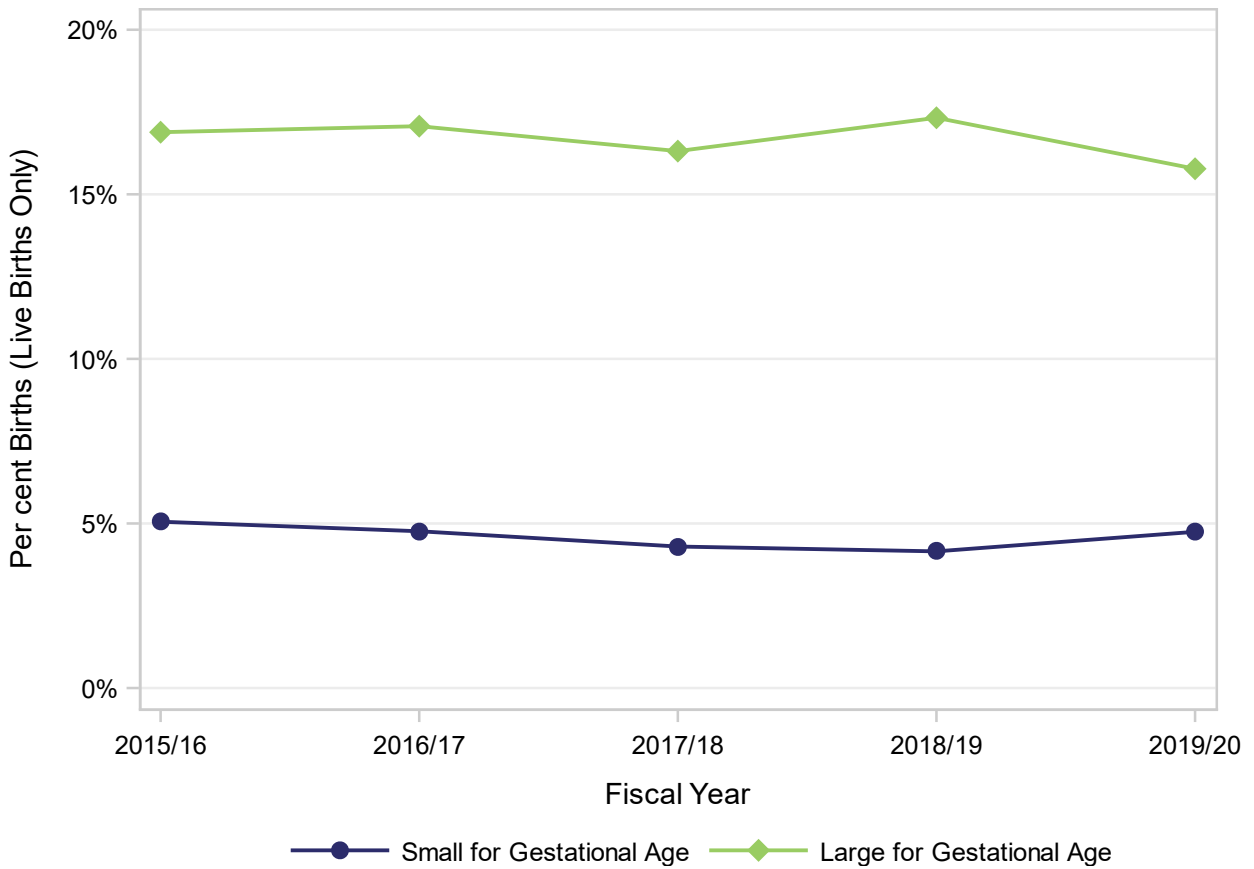


	Fiscal Year				
	2015/16	2016/17	2017/18	2018/19	2019/20
Low Birthweight	3.5%	4.5%	4.1%	3.8%	4.1%

Definitions and specifications begin on Page 84 of this document.

Weight for Gestational Age

Residents of Island Health: April 1, 2015 - March 31, 2020

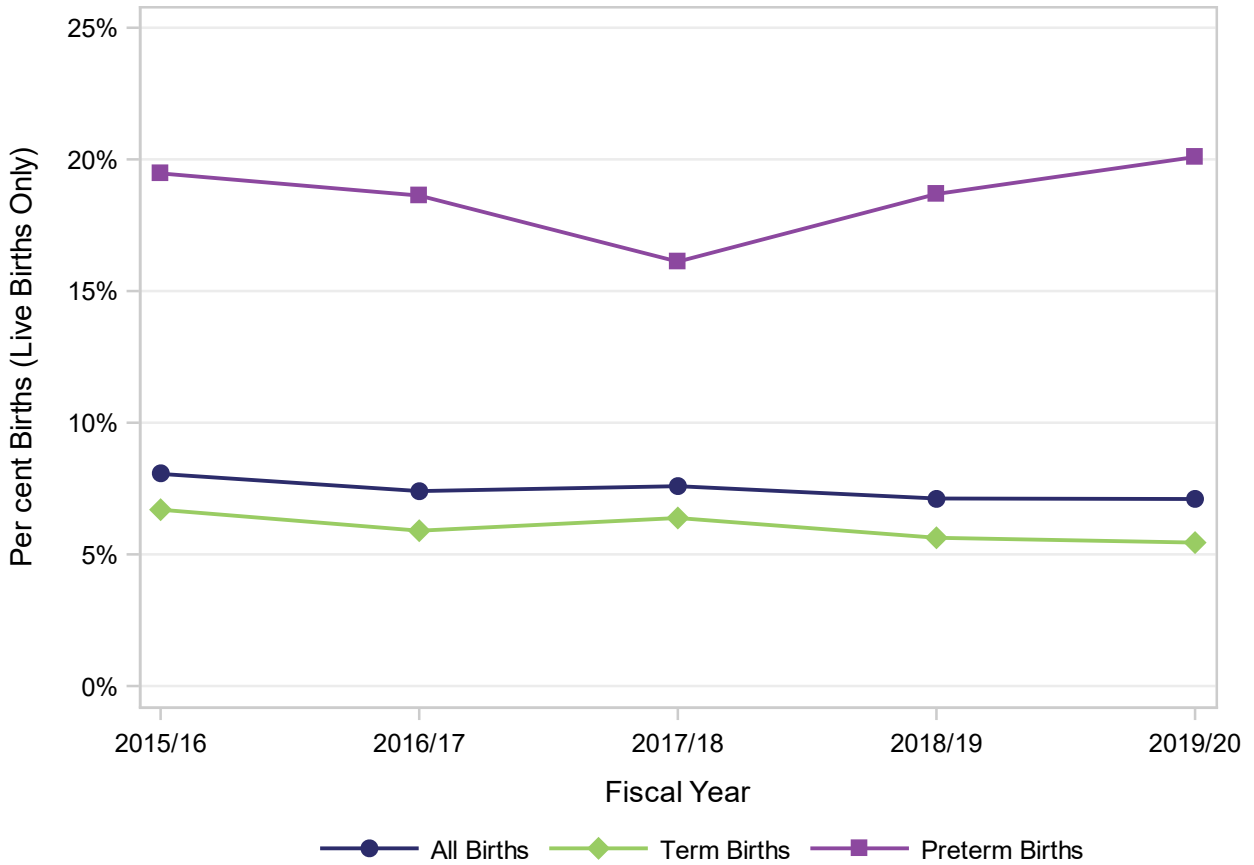


	Fiscal Year				
	2015/16	2016/17	2017/18	2018/19	2019/20
Small for Gestational Age	5.1%	4.8%	4.3%	4.2%	4.7%
Large for Gestational Age	16.9%	17.1%	16.3%	17.3%	15.8%

Definitions and specifications begin on Page 84 of this document.

Newborn Resuscitation by Gestational Age

Residents of Island Health: April 1, 2015 - March 31, 2020

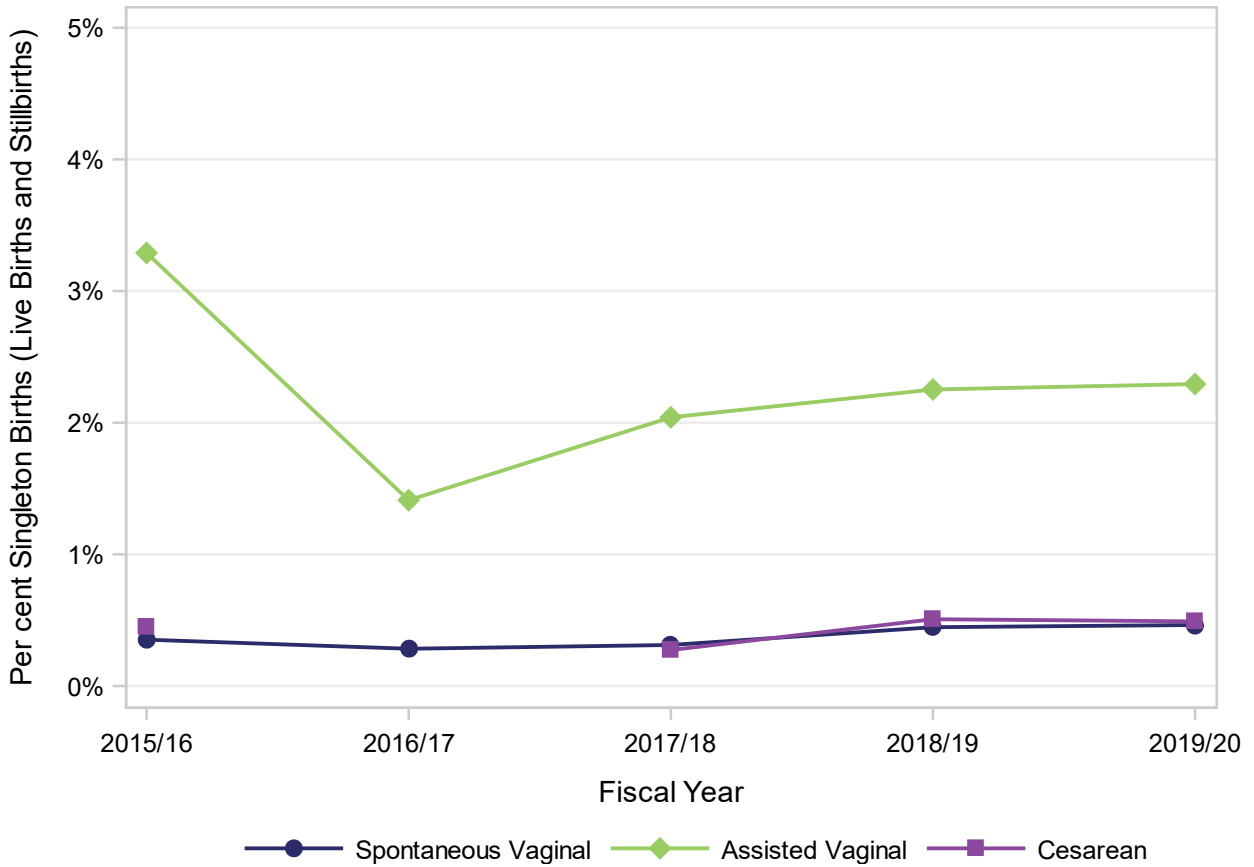


Gestational Age	Fiscal Year				
	2015/16	2016/17	2017/18	2018/19	2019/20
All Births	8.0%	7.4%	7.5%	7.1%	7.0%
Term Births	6.6%	5.9%	6.3%	5.6%	5.4%
Preterm Births	19.3%	18.6%	16.1%	18.4%	19.4%

Definitions and specifications begin on Page 84 of this document.

Birth Injury by Mode of Delivery

Residents of Island Health: April 1, 2015 - March 31, 2020

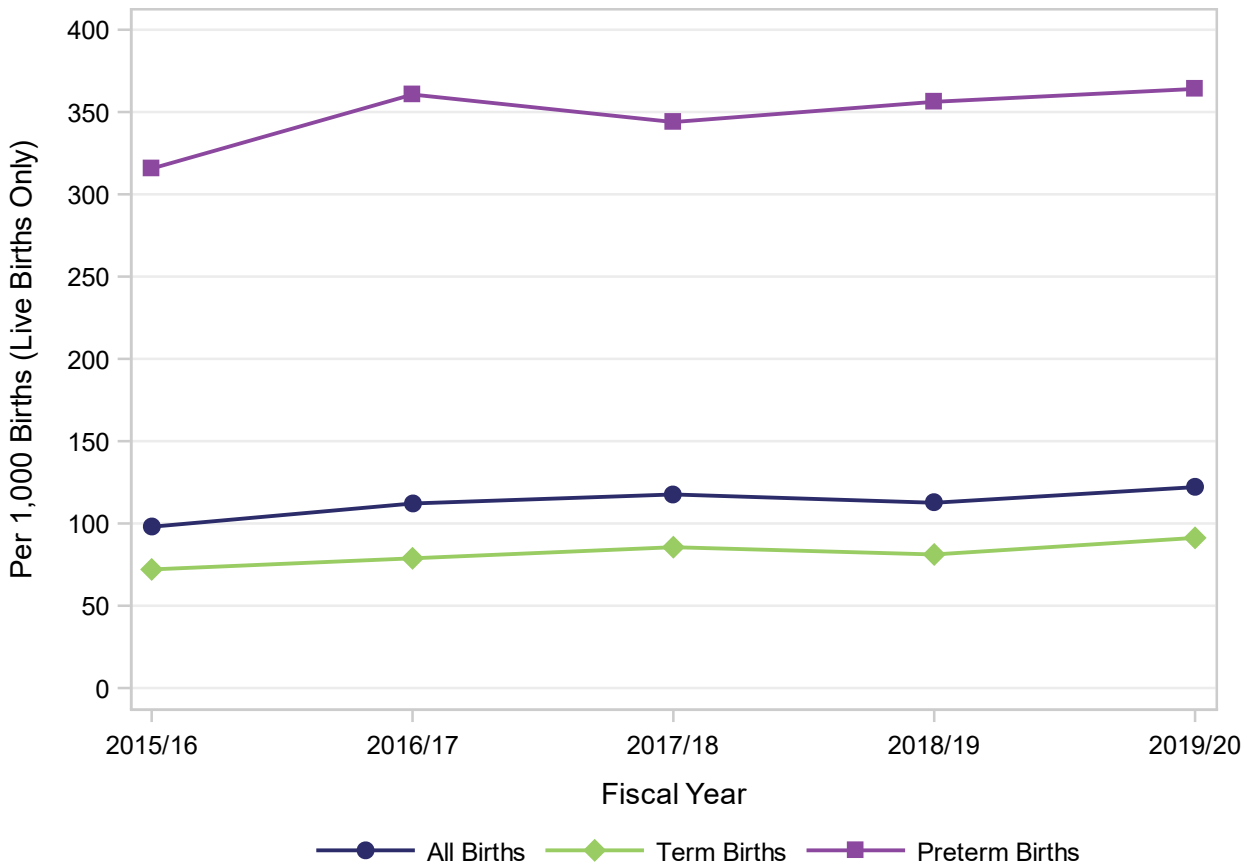


Mode of Delivery	Fiscal Year				
	2015/16	2016/17	2017/18	2018/19	2019/20
Spontaneous Vaginal	0.4%	0.3%	0.3%	0.4%	0.5%
Assisted Vaginal	3.3%	1.4%	2.0%	2.3%	2.3%
Cesarean	0.4%	NR	0.3%	0.5%	0.5%

NR: Rates and per cents based on numerators of 1 to 4 are not reported.
Definitions and specifications begin on Page 84 of this document.

Neonatal Morbidity by Gestational Age

Residents of Island Health: April 1, 2015 - March 31, 2020

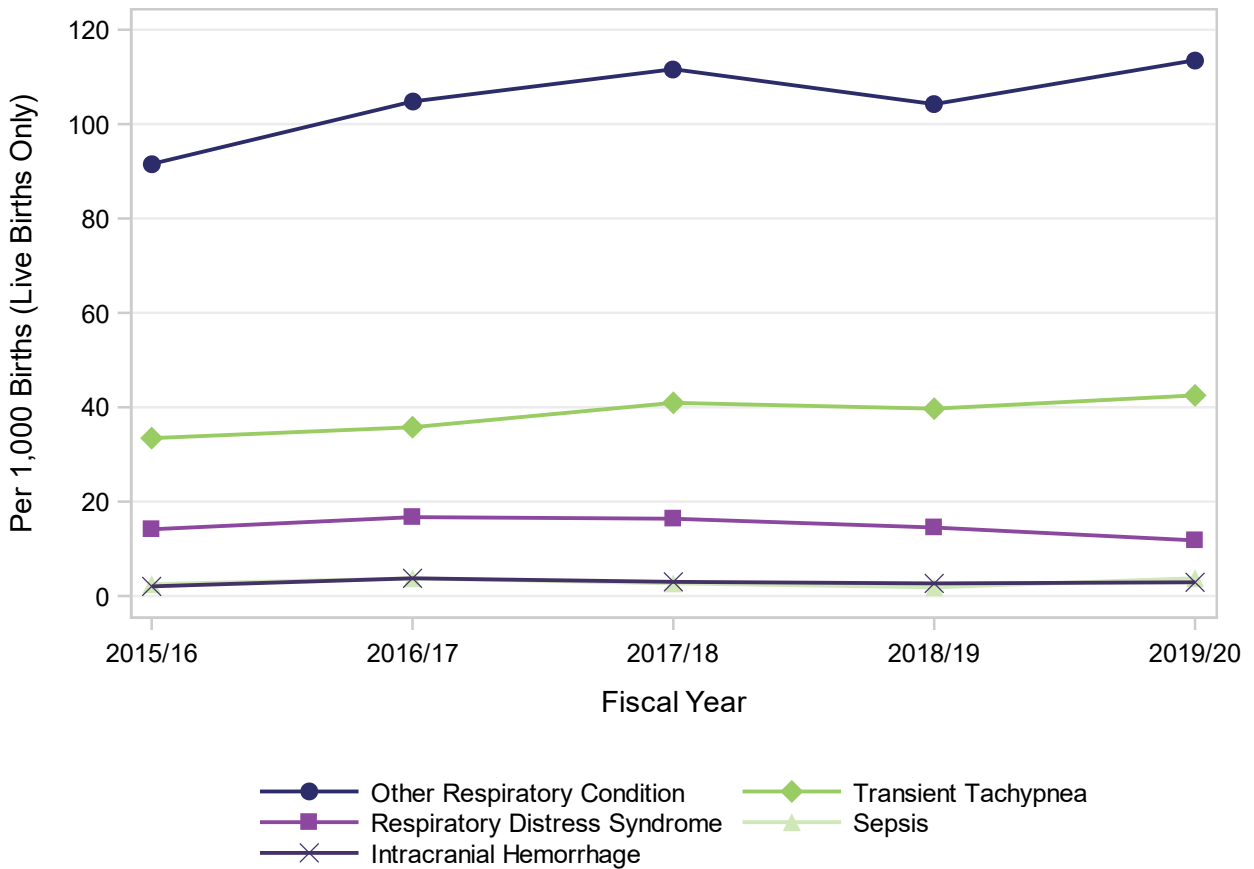


Gestational Age	Fiscal Year				
	2015/16 per 1,000	2016/17 per 1,000	2017/18 per 1,000	2018/19 per 1,000	2019/20 per 1,000
All Births	98.0	112.1	117.6	112.6	122.1
Term Births	72.1	78.8	85.6	81.2	91.2
Preterm Births	315.6	360.6	343.9	356.2	364.0

Definitions and specifications begin on Page 84 of this document.

Type of Neonatal Morbidity

Residents of Island Health: April 1, 2015 - March 31, 2020

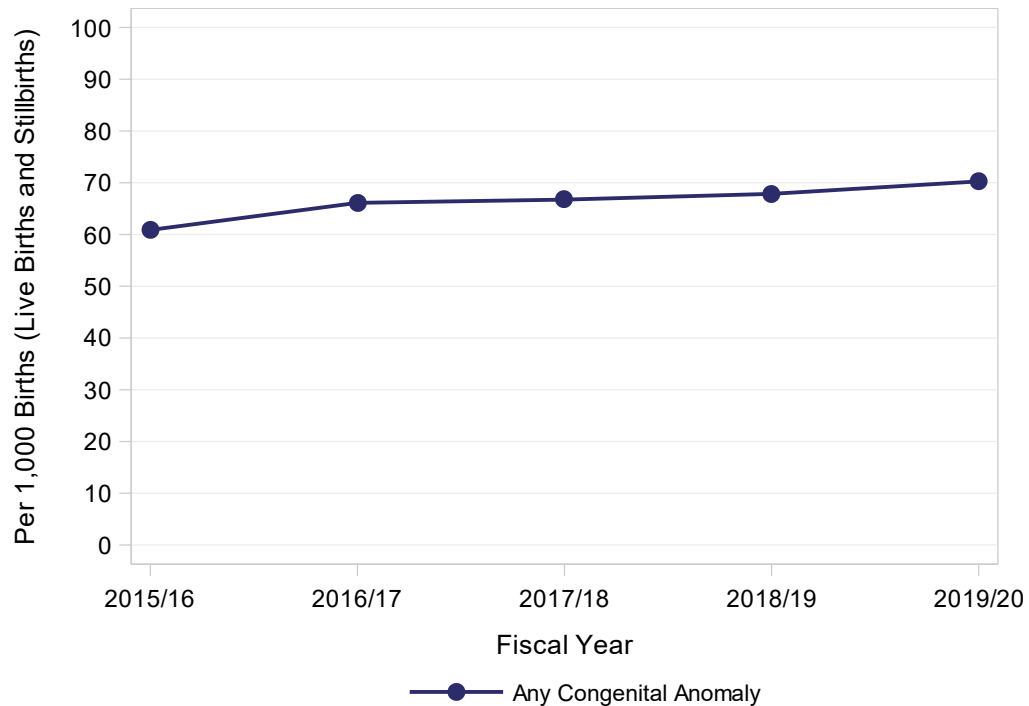


Type of Morbidity	Fiscal Year				
	2015/16 per 1,000	2016/17 per 1,000	2017/18 per 1,000	2018/19 per 1,000	2019/20 per 1,000
Other Respiratory Condition	91.6	104.8	111.6	104.2	113.5
Transient Tachypnea	33.4	35.8	40.9	39.7	42.5
Respiratory Distress Syndrome	14.1	16.7	16.4	14.5	11.8
Sepsis	2.5	3.7	2.7	1.8	3.8
Intracranial Hemorrhage	2.0	3.7	3.0	2.7	2.9

Definitions and specifications begin on Page 84 of this document.

Congenital Anomalies

Residents of Island Health: April 1, 2015 - March 31, 2020



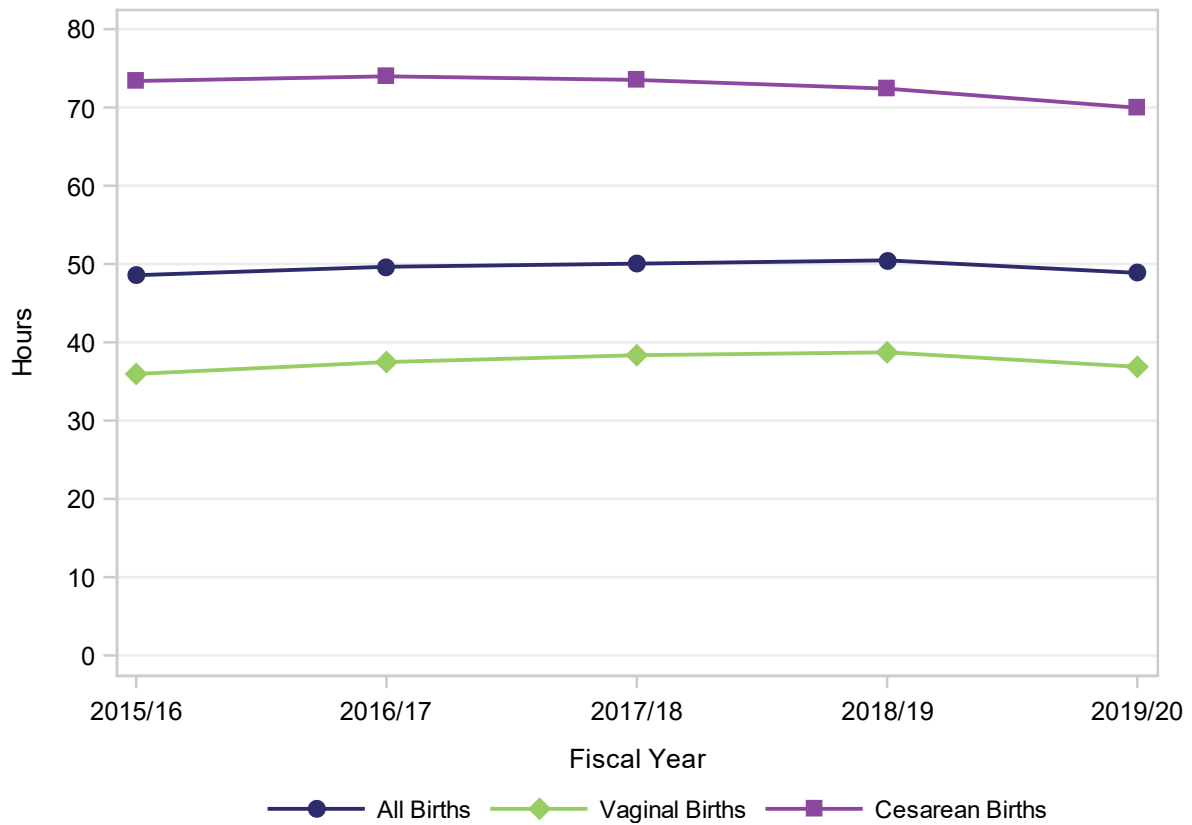
Specific Congenital Anomalies Per 1,000 Live Births and Stillbirths

Type of Congenital Anomaly	Fiscal Year				
	2015/16 per 1,000	2016/17 per 1,000	2017/18 per 1,000	2018/19 per 1,000	2019/20 per 1,000
Chromosomal	2.2	2.6	3.0	1.7	2.0
Circulatory System	12.5	10.1	9.9	10.1	10.9
Cleft Lip or Palate	1.6	0.9	1.7	1.7	1.7
Digestive System	14.2	18.7	18.5	19.0	20.9
Eye, Ear, Face, or Neck	5.9	3.6	2.0	2.3	1.9
Genital Organs	6.9	8.4	10.0	6.0	6.8
Musculoskeletal System	14.7	14.0	14.7	19.3	16.5
Nervous System	1.4	1.9	1.3	1.3	1.5
Respiratory System	0.9	1.9	0.8	2.0	3.1
Urinary System	5.5	9.0	9.6	10.1	9.7
Other Specific Anomaly	5.6	4.8	3.8	2.8	2.9

Definitions and specifications begin on Page 84 of this document.

Median Length of Stay (Hours) for the Birth Episode of Care Live Births by Mode of Delivery

Residents of Island Health: April 1, 2015 - March 31, 2020

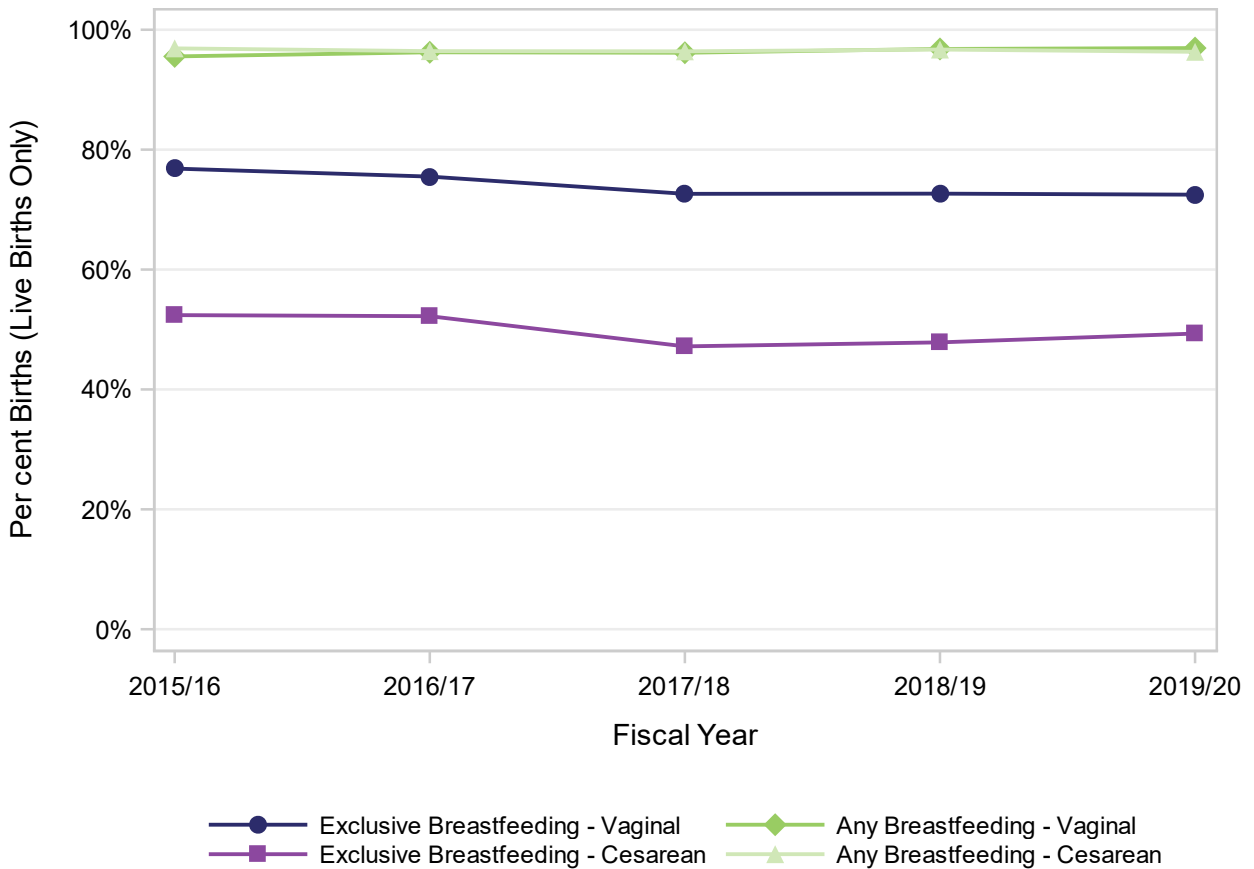


	Fiscal Year				
	2015/16	2016/17	2017/18	2018/19	2019/20
All Births	48.6	49.7	50.1	50.5	48.9
Vaginal Births	36.0	37.5	38.3	38.7	36.9
Cesarean Births	73.4	74.0	73.5	72.4	70.0

Delivery method is based on maternal information. Multifetal pregnancies where any newborn was born by cesarean are included in the Cesarean births category.
Definitions and specifications begin on Page 84 of this document.

Breastfeeding During the Birth Admission by Mode of Delivery

Residents of Island Health: April 1, 2015 - March 31, 2020

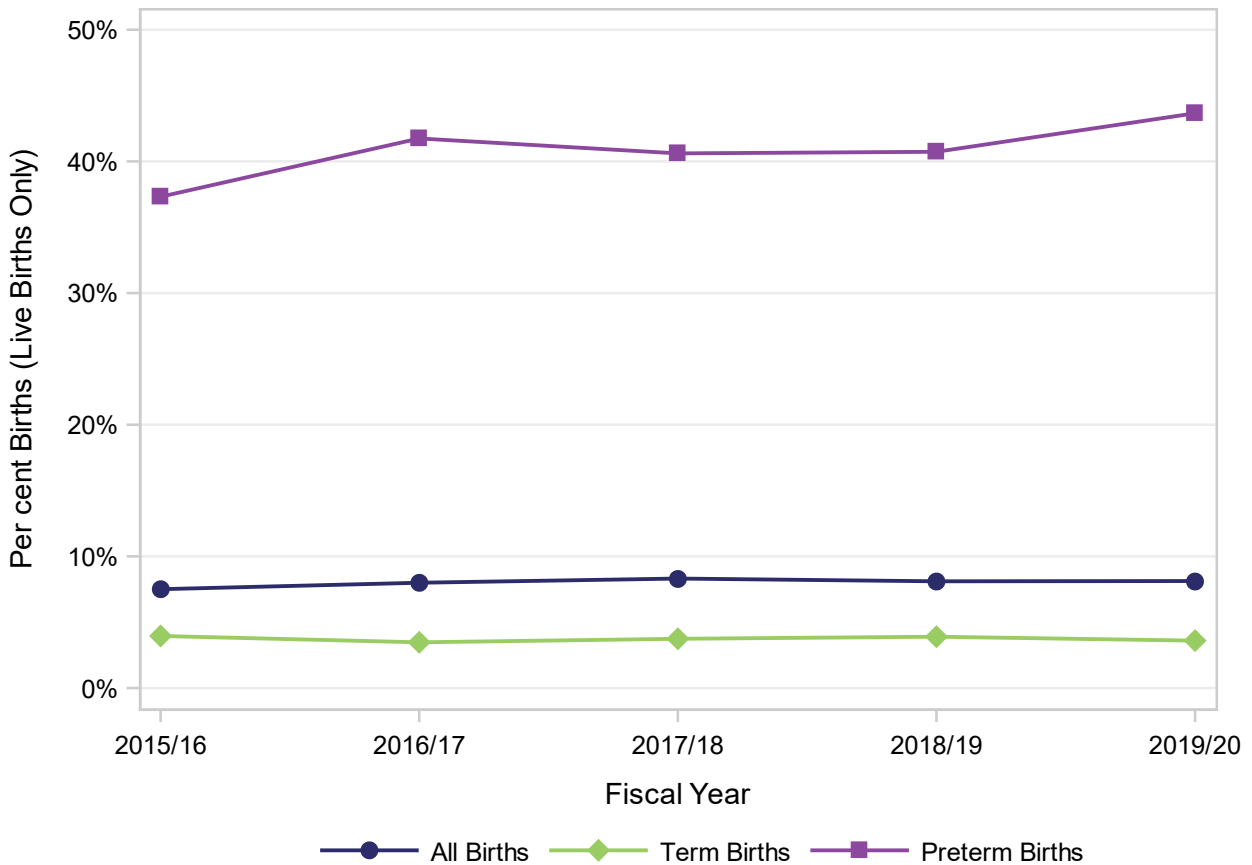


	Fiscal Year				
	2015/16	2016/17	2017/18	2018/19	2019/20
Exclusive Breastfeeding - Vaginal	76.8%	75.5%	72.6%	72.7%	72.5%
Any Breastfeeding - Vaginal	95.6%	96.2%	96.2%	96.8%	96.9%
Exclusive Breastfeeding - Cesarean	52.4%	52.2%	47.2%	47.9%	49.3%
Any Breastfeeding - Cesarean	96.9%	96.4%	96.4%	96.7%	96.3%

Definitions and specifications begin on Page 84 of this document.

Neonatal Intensive Care Use During Birth Episode of Care by Gestational Age

Residents of Island Health: April 1, 2015 - March 31, 2020



Median Length of Stay (Days) in Neonatal Intensive Care During Birth Episode of Care by Gestational Age

	Fiscal Year				
	2015/16	2016/17	2017/18	2018/19	2019/20
All Births	10.0	16.0	12.0	16.0	19.0
Term Births	4.5	5.0	4.0	4.0	6.0
Preterm Births	21.5	27.0	23.0	36.0	30.0

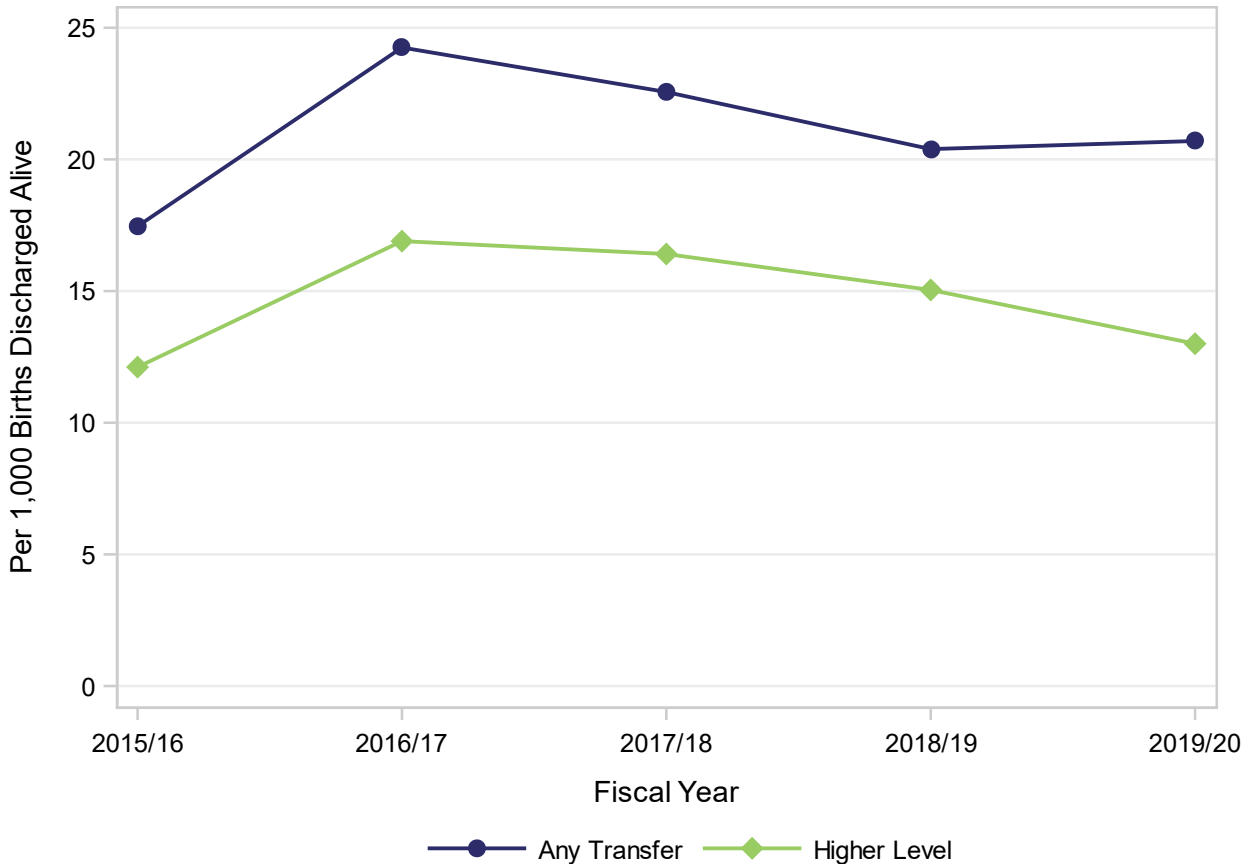
NICU days are assigned based on baby's needs as defined by PSBC Neonatal Daily Classification Tool.

[Click here to access resources on the Neonatal Daily Classification Tool.](#)

Definitions and specifications begin on Page 84 of this document.

Transfer to Another Hospital from the Birth Admission

Residents of Island Health: April 1, 2015 - March 31, 2020



	Fiscal Year				
	2015/16	2016/17	2017/18	2018/19	2019/20
	per 1,000	per 1,000	per 1,000	per 1,000	per 1,000
Any Transfer	17.5	24.2	22.6	20.4	20.7
Higher Level	12.1	16.9	16.4	15.0	13.0

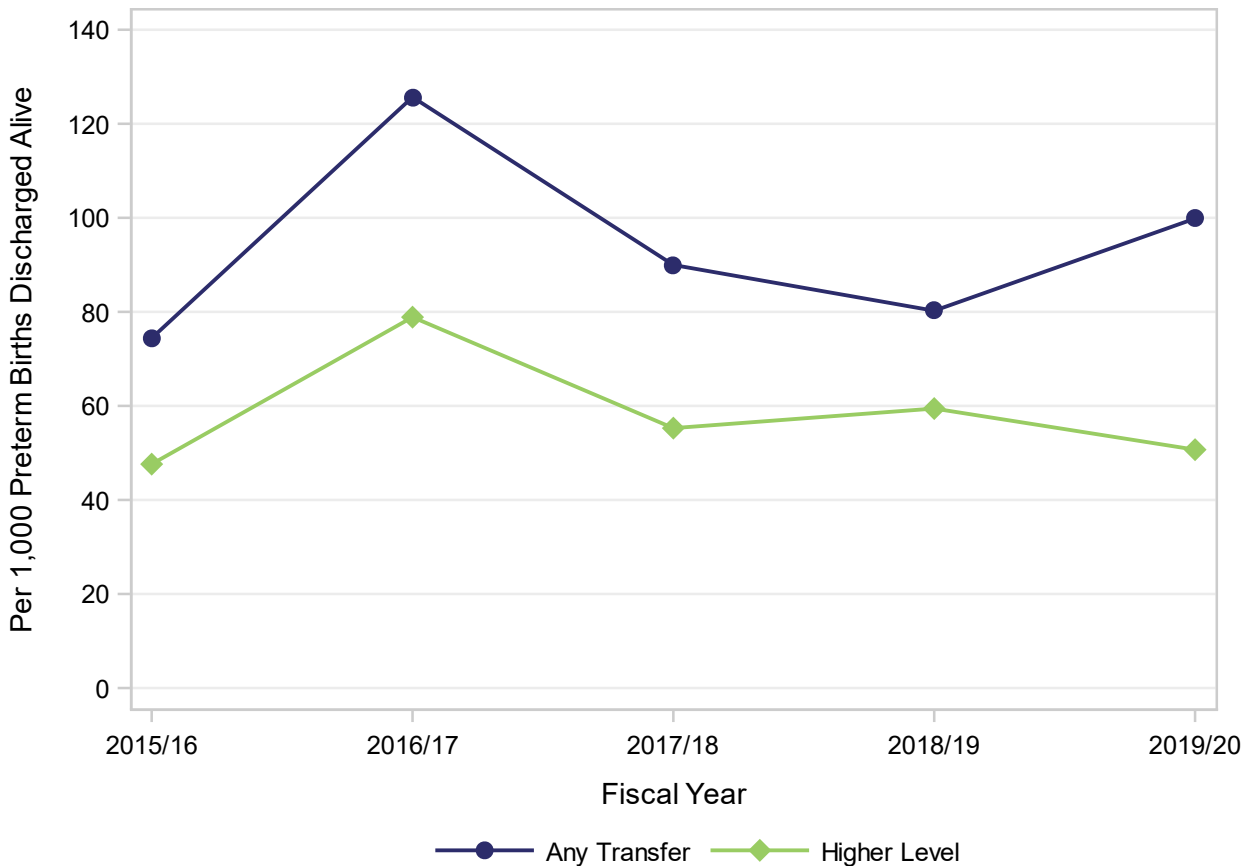
Neonates may be transferred to another hospital for either maternal or neonatal indications.

Includes transfers from an inpatient Birth Admission directly to another acute care facility. Effective 2014/15 may also include neonates transferred directly to acute care from a birth at home.

Definitions and specifications begin on Page 84 of this document.

Transfer to Another Hospital from the Birth Admission Preterm Births

Residents of Island Health: April 1, 2015 - March 31, 2020



	Fiscal Year				
	2015/16	2016/17	2017/18	2018/19	2019/20
	per 1,000	per 1,000	per 1,000	per 1,000	per 1,000
Any Transfer	74.4	125.7	90.0	80.2	99.8
Higher Level	47.6	78.9	55.3	59.4	50.7

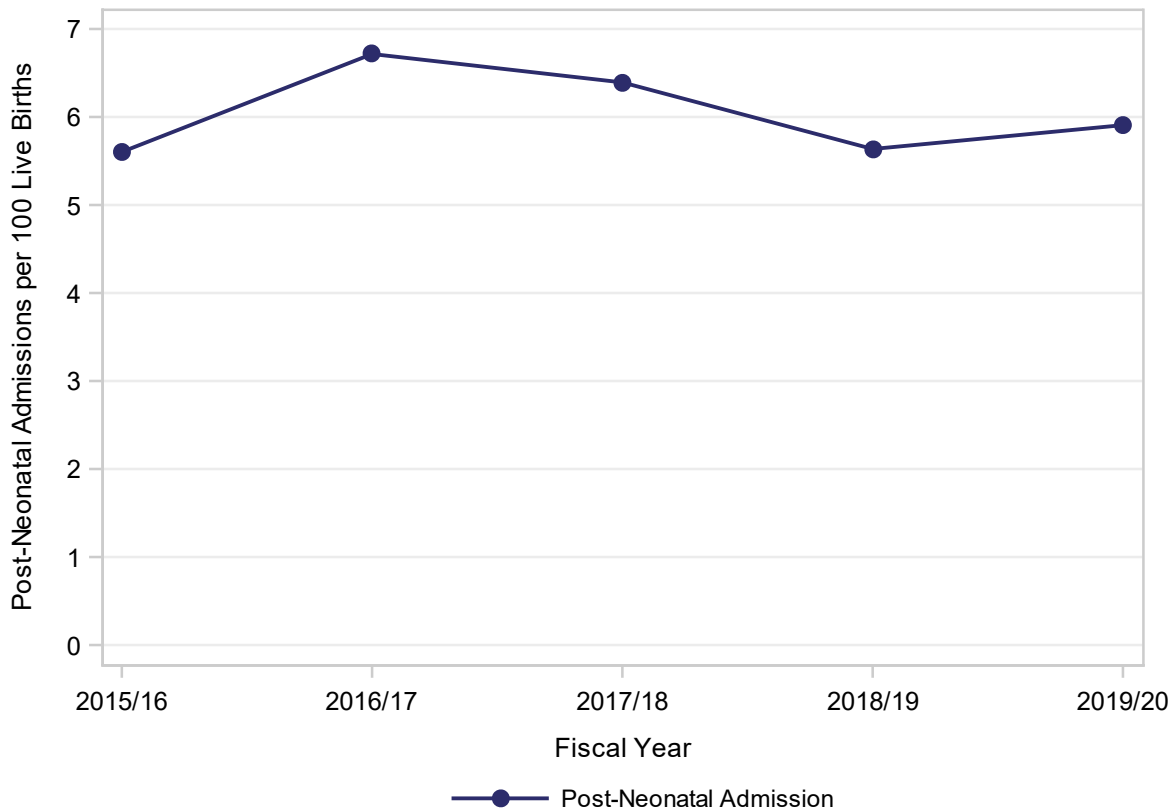
Neonates may be transferred to another hospital for either maternal or neonatal indications.

Includes transfers from an inpatient Birth Admission directly to another acute care facility. Effective 2014/15 may also include neonates transferred directly to acute care from a birth at home.

Definitions and specifications begin on Page 84 of this document.

Post-Neonatal Admissions

Residents of Island Health: April 1, 2015 - March 31, 2020



Leading Diagnoses Associated with Post-Neonatal Admissions Per cent Post-Neonatal Admissions

Most Responsible Diagnosis	Fiscal Year				
	2015/16	2016/17	2017/18	2018/19	2019/20
Jaundice	34.7%	26.0%	30.8%	24.3%	24.3%
Low Birth Weight or Preterm Birth	13.4%	21.2%	17.7%	14.8%	17.9%
Respiratory Infections	4.5%	4.9%	5.4%	8.0%	6.6%
Congenital Anomalies	7.3%	6.7%	6.7%	8.9%	6.1%
Other Infections	2.8%	4.2%	3.9%	NR	5.5%
Feeding Problems	5.6%	5.6%	3.9%	4.7%	4.6%
Respiratory Distress	4.5%	4.9%	5.7%	5.0%	4.0%
Apnea	NR	1.4%	2.0%	NR	NR
Urinary Tract Infections	NR	NR	NR	1.8%	NR
Isoimmunization	NR	NR	2.2%	2.7%	NR

Post-Neonatal Admissions include inter-hospital transfers and readmissions from home.

NR: Rates and per cents based on numerators of 1 to 4 are not reported.

Definitions and specifications begin on Page 84 of this document.

In-Hospital Perinatal Mortality

Residents of Island Health: April 1, 2015 - March 31, 2020

In-Hospital Perinatal Mortality	Fiscal Year				
	2015/16	2016/17	2017/18	2018/19	2019/20
	per 1,000	per 1,000	per 1,000	per 1,000	per 1,000
Crude Stillbirth Rate = Total Stillbirths / (Live Births + Stillbirths)	9.2	10.8	11.4	9.7	9.6
Stillbirth Rate = Stillbirths >=500g / (Live Births + Stillbirths >=500g)	2.7	1.7	3.0	2.0	2.0
Early Neonatal Mortality Rate = Early Neonatal Deaths / Live Births	1.3	1.6	2.2	2.2	2.0
Perinatal Mortality Rate = Perinatal Deaths / (Live Births + Stillbirths >=500g)	3.9	3.3	5.2	4.2	4.1
Late Neonatal Mortality Rate = Late Neonatal Deaths / Live Births	NR	NR	NR	NR	NR
Total Neonatal Mortality Rate = Total Neonatal Deaths / Live Births	1.7	1.7	2.5	2.3	2.6
Post-Neonatal Mortality Rate = Post-Neonatal Deaths / Live Births	NR	NR	NR	0.0	0.0
Infant Mortality Rate = Infant Deaths / Live Births	1.9	1.9	2.7	2.3	2.6

DEFINITIONS:

- Crude Stillbirths:** Infant born deceased at any birthweight. Includes late pregnancy terminations.
- Stillbirths >=500g:** Infant born deceased weighing >=500g. Excludes late pregnancy terminations.
- Early Neonatal Deaths:** Infant born alive died in hospital between 0 and 6 days after birth.
- Perinatal Deaths:** Stillbirths >=500g + early neonatal deaths.
- Late Neonatal Deaths:** Infant born alive died in hospital between 7 and 27 days after birth.
- Total Neonatal Deaths:** Early neonatal deaths + late neonatal deaths.
- Post-Neonatal Deaths:** Infant born alive died in hospital between 28 and 364 days after birth.
- Infant Deaths:** Total neonatal death + post-neonatal deaths.

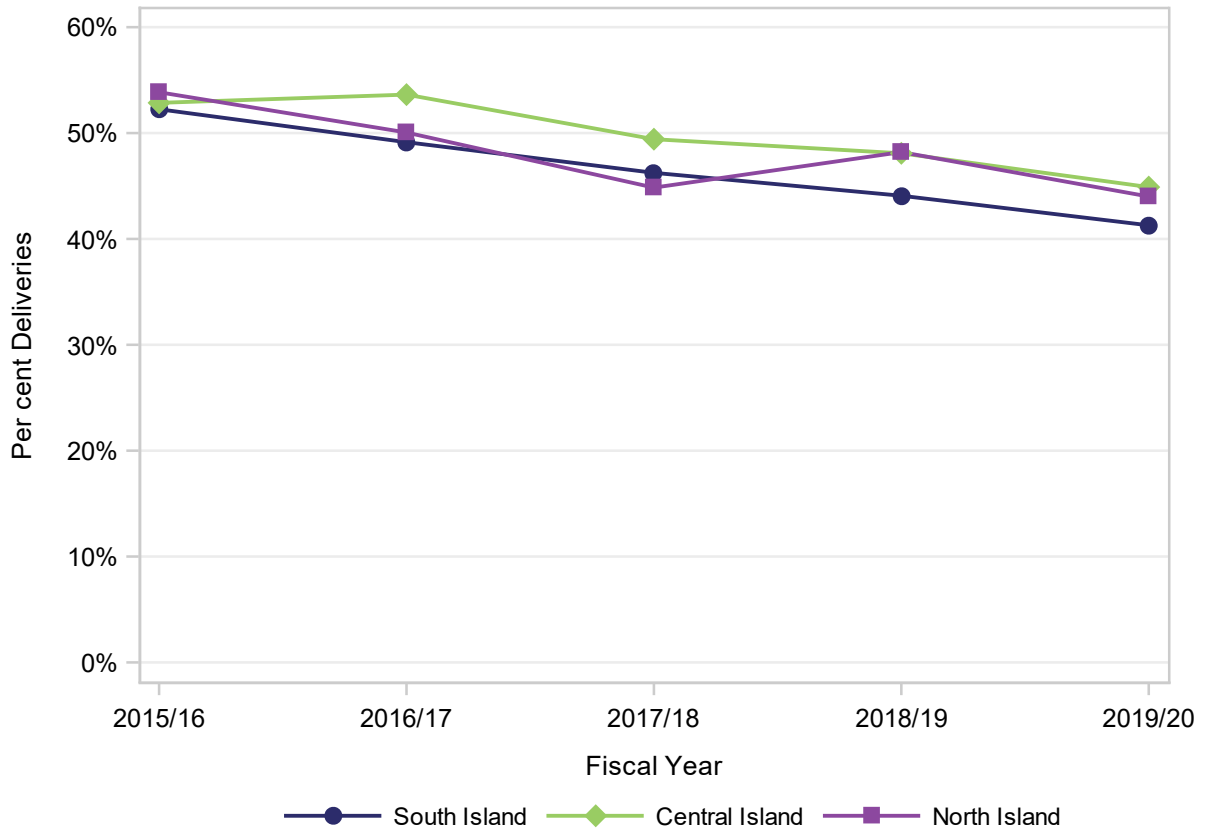
NR: Rates and per cents based on numerators of 1 to 4 are not reported.
 Definitions and specifications begin on Page 84 of this document.

Perinatal Health Report 2015/16 to 2019/20
Residents of Island Health

Section 4: 'Normal Labour'

Deliveries with 'Normal Labour' by Resident Health Service Delivery Area

Residents of Island Health: April 1, 2015 - March 31, 2020



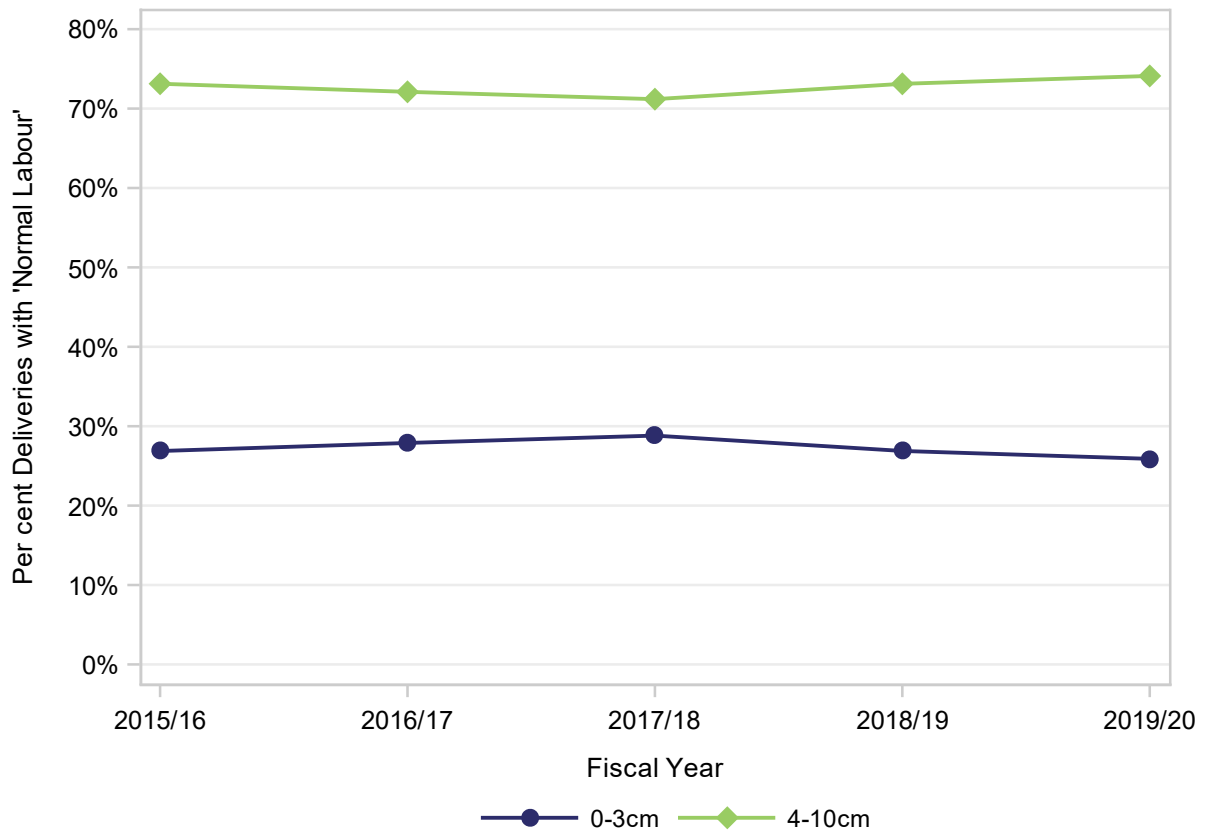
Health Service Delivery Area	Fiscal Year				
	2015/16	2016/17	2017/18	2018/19	2019/20
South Island	52.2%	49.1%	46.2%	44.1%	41.3%
Central Island	52.9%	53.6%	49.4%	48.1%	44.9%
North Island	53.9%	50.1%	44.8%	48.2%	44.0%

Deliveries with 'Normal Labour' are those where the woman has no history of cesarean delivery and delivers a singleton infant with the head as the presenting part between 37 and 41 estimated weeks \pm ½ gestation after spontaneous onset of labour.

Definitions and specifications begin on Page 84 of this document.

Cervical Dilation at Admission Deliveries with 'Normal Labour'

Residents of Island Health: April 1, 2015 - March 31, 2020



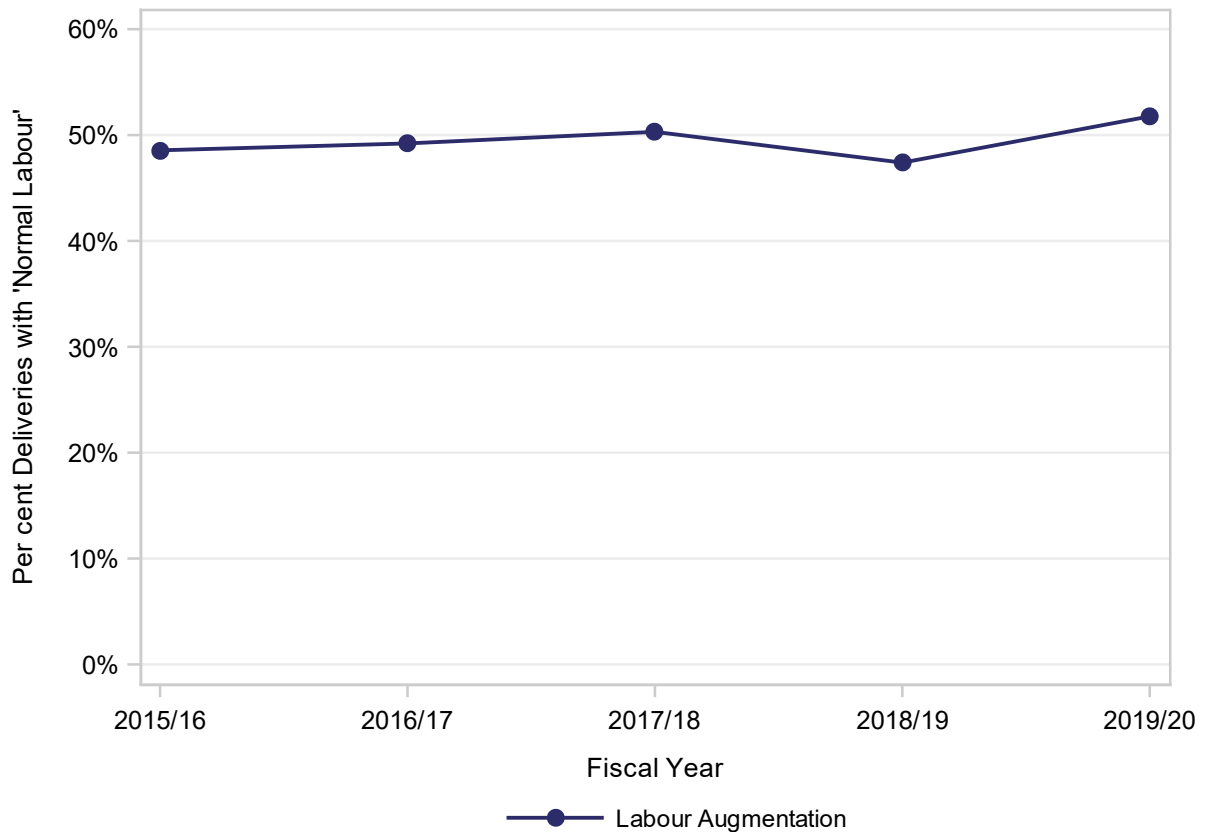
Cervical Dilation at Admission	Fiscal Year				
	2015/16	2016/17	2017/18	2018/19	2019/20
0-3cm	26.9%	27.9%	28.8%	26.9%	25.9%
4-10cm	73.1%	72.1%	71.2%	73.1%	74.1%
Missing	25.4%	27.7%	28.6%	28.4%	25.6%

Deliveries with 'Normal Labour' are those where the woman has no history of cesarean delivery and delivers a singleton infant with the head as the presenting part between 37 and 41 estimated weeks \pm ½ gestation after spontaneous onset of labour.

The proportion of women dilated 0-3 or 4-10cm is based on women with non-missing dilation at admission. Definitions and specifications begin on Page 84 of this document.

Labour Augmentation Deliveries with 'Normal Labour'

Residents of Island Health: April 1, 2015 - March 31, 2020



Labour Augmentation by Mode of Delivery Deliveries with 'Normal Labour'

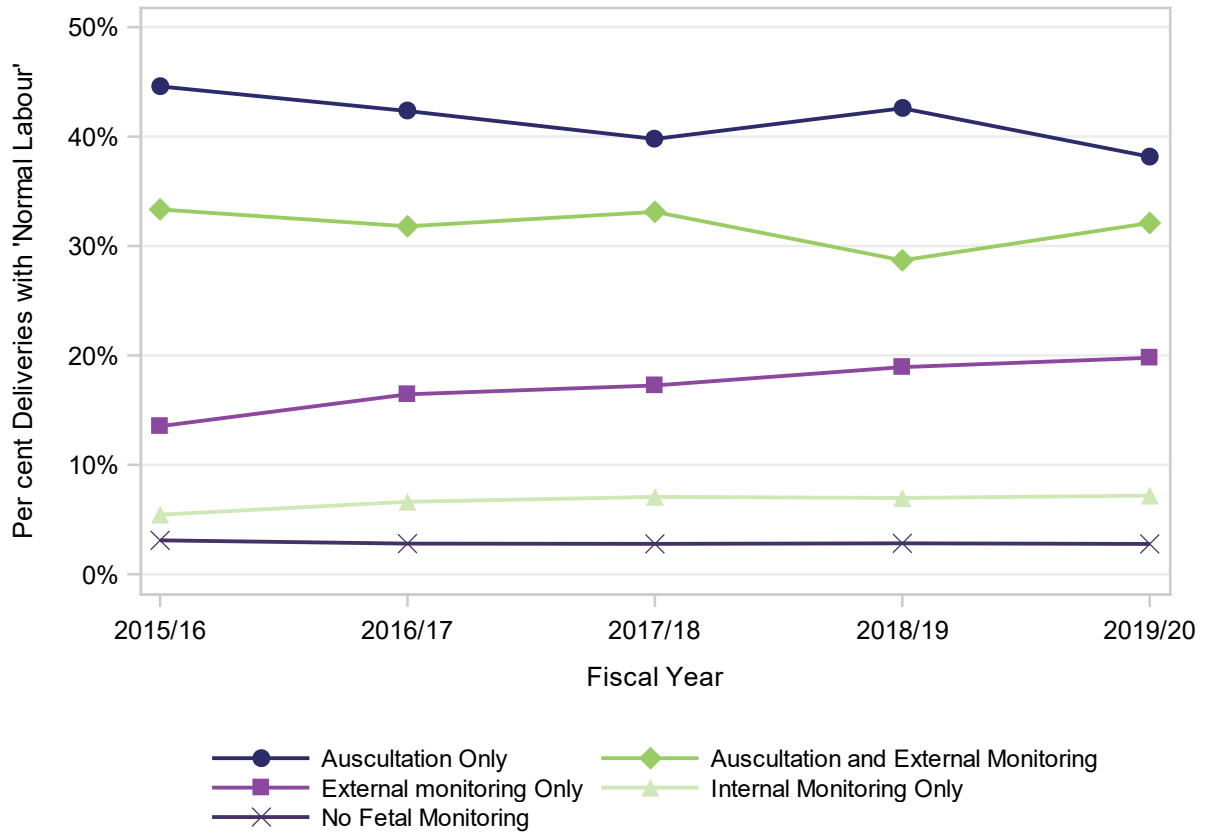
Mode of Delivery	Fiscal Year				
	2015/16	2016/17	2017/18	2018/19	2019/20
Spontaneous Vaginal	43.6%	44.2%	46.2%	41.9%	46.5%
Assisted Vaginal	68.1%	69.6%	65.9%	66.3%	71.5%
Cesarean	68.9%	69.2%	67.4%	72.2%	73.0%

Deliveries with 'Normal Labour' are those where the woman has no history of cesarean delivery and delivers a singleton infant with the head as the presenting part between 37 and 41 estimated weeks \pm ½ gestation after spontaneous onset of labour.

Definitions and specifications begin on Page 84 of this document.

Method of Fetal Surveillance During Labour Deliveries with 'Normal Labour'

Residents of Island Health: April 1, 2015 - March 31, 2020



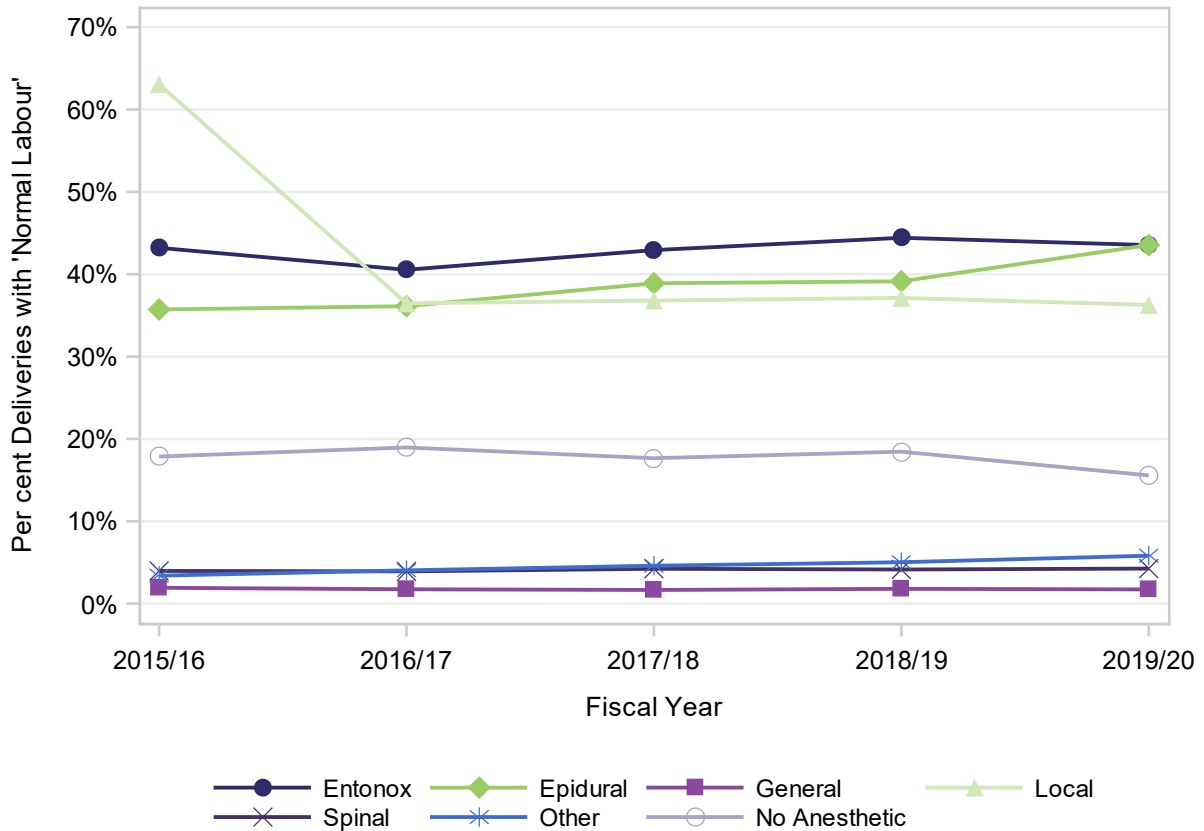
Method of Fetal Surveillance	Fiscal Year				
	2015/16	2016/17	2017/18	2018/19	2019/20
Auscultation Only	44.6%	42.3%	39.8%	42.6%	38.2%
Auscultation and External Monitoring	33.3%	31.8%	33.1%	28.7%	32.1%
External Monitoring Only	13.5%	16.4%	17.3%	18.9%	19.8%
Internal Monitoring Only	5.4%	6.6%	7.1%	7.0%	7.2%
No Fetal Monitoring	3.1%	2.8%	2.8%	2.8%	2.8%

Deliveries with 'Normal Labour' are those where the woman has no history of cesarean delivery and delivers a singleton infant with the head as the presenting part between 37 and 41 estimated weeks \pm ½ gestation after spontaneous onset of labour.

Definitions and specifications begin on Page 84 of this document.

Anesthesia and Analgesia During Labour and Delivery Deliveries with 'Normal Labour'

Residents of Island Health: April 1, 2015 - March 31, 2020



Anesthesia or Analgesia	Fiscal Year				
	2015/16	2016/17	2017/18	2018/19	2019/20
Entonox	43.2%	40.5%	42.9%	44.4%	43.5%
Epidural	35.7%	36.1%	38.9%	39.1%	43.5%
General	1.9%	1.7%	1.7%	1.8%	1.7%
Local	63.1%	36.5%	36.8%	37.1%	36.3%
Spinal	4.0%	3.9%	4.2%	4.1%	4.3%
Combined Spinal and Epidural	-	-	-	NR	NR
Other	3.4%	4.0%	4.6%	5.0%	5.8%
No Anesthetic	17.9%	19.0%	17.7%	18.5%	15.6%

Deliveries with 'Normal Labour' are those where the woman has no history of cesarean delivery and delivers a singleton infant with the head as the presenting part between 37 and 41 estimated weeks \pm 1/2 gestation after spontaneous onset of labour.

March 2014 - March 2016, Island Health began coding local anesthesia administered prior to insertion of the catheter when epidural or spinal anesthesia is administered. Effective April 1, 2016, this coding practice has been suspended.

Multiple agents may be used.

NR: Rates and per cents based on numerators of 1 to 4 are not reported.

Definitions and specifications begin on Page 84 of this document.

Median Length of Labour Stages (Hours) by Mode of Delivery Deliveries with 'Normal Labour'

Residents of Island Health: April 1, 2015 - March 31, 2020

Mode of Delivery	First Stage (Hours)					Second Stage (Hours)				
	15/16	16/17	17/18	18/19	19/20	15/16	16/17	17/18	18/19	19/20
Spontaneous Vaginal	4.3	4.1	3.9	3.7	3.9	0.4	0.4	0.4	0.4	0.4
Assisted Vaginal	7.4	7.5	7.6	6.8	7.3	1.9	2.2	2.0	2.0	2.0
Cesarean	10.2	10.5	10.1	8.1	7.9	3.8	4.0	4.1	4.3	4.0

Mode of Delivery	Antepartum LOS (Hours)					Postpartum LOS (Hours)					Total LOS (Hours)				
	15/16	16/17	17/18	18/19	19/20	15/16	16/17	17/18	18/19	19/20	15/16	16/17	17/18	18/19	19/20
Spontaneous Vaginal	4.0	4.3	4.4	4.0	4.3	31.4	32.9	33.1	33.3	32.3	36.1	38.0	38.4	38.3	37.5
Assisted Vaginal	8.9	9.3	9.3	9.5	9.2	45.7	47.3	49.5	47.9	44.1	55.8	58.3	60.5	60.9	55.3
Cesarean	12.1	11.6	12.4	11.8	11.2	72.6	72.5	71.5	70.6	67.4	85.0	83.4	84.7	84.6	80.3

Deliveries with 'Normal Labour' are those where the woman has no history of cesarean delivery and delivers a singleton infant with the head as the presenting part between 37 and 41 estimated weeks gestation after spontaneous onset of labour.

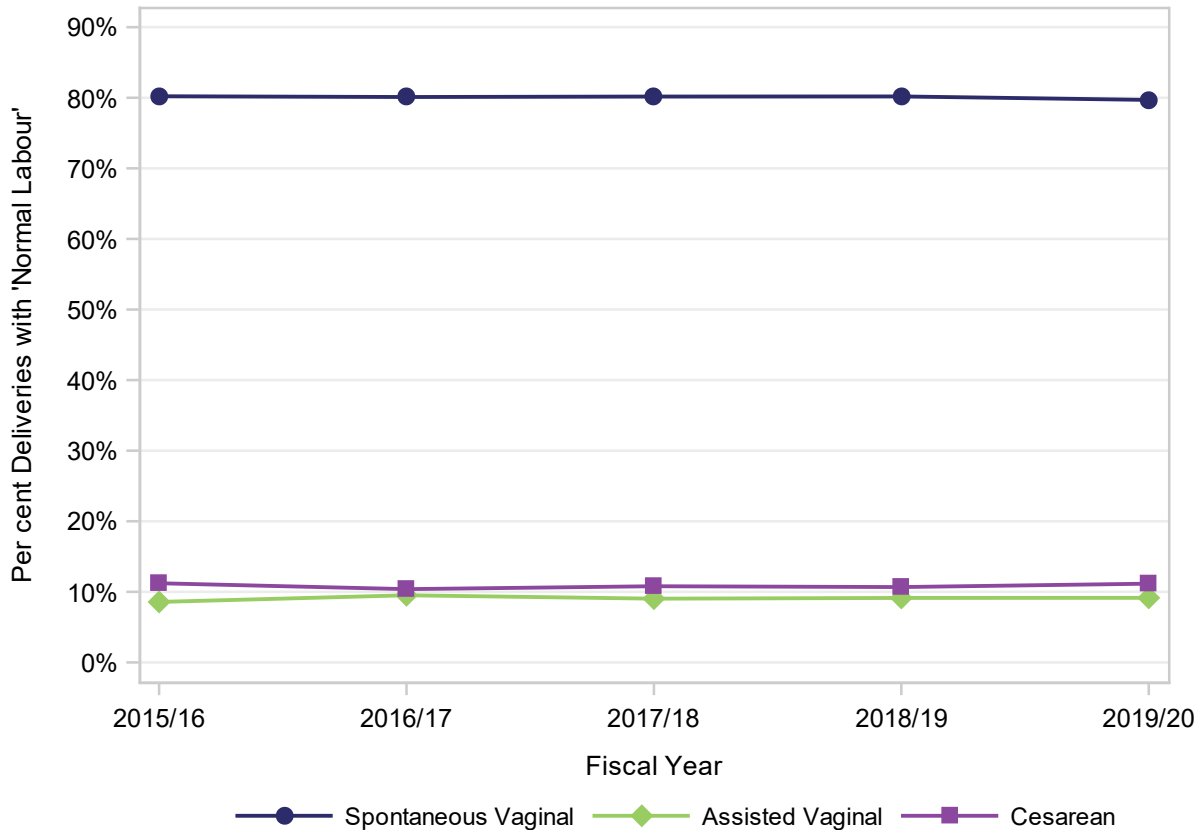
Deliveries outside acute care facilities are excluded.

Definitions and specifications begin on Page 84 of this document.

Mode of Delivery

Deliveries with 'Normal Labour'

Residents of Island Health: April 1, 2015 - March 31, 2020



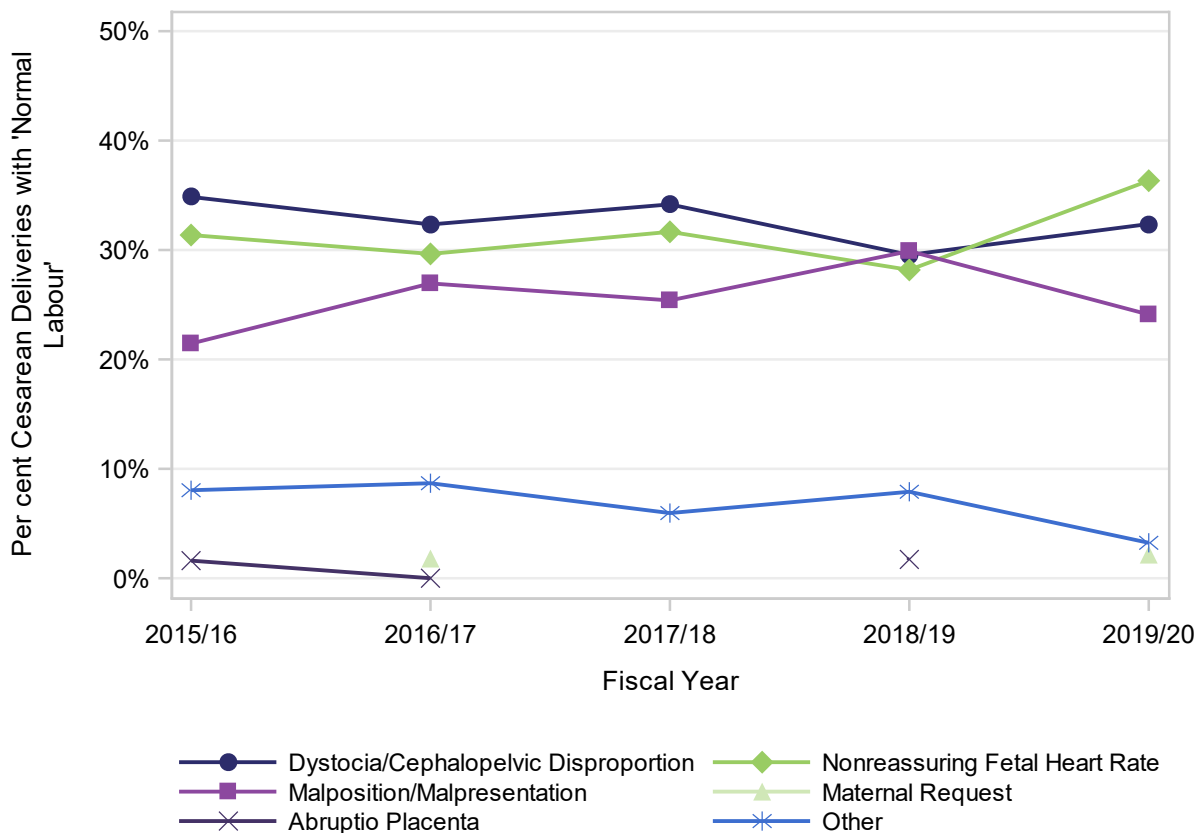
Mode of Delivery	Fiscal Year				
	2015/16	2016/17	2017/18	2018/19	2019/20
Spontaneous Vaginal	80.2%	80.1%	80.2%	80.2%	79.7%
Assisted Vaginal	8.6%	9.5%	9.0%	9.1%	9.1%
Cesarean	11.2%	10.4%	10.8%	10.7%	11.2%

Deliveries with 'Normal Labour' are those where the woman has no history of cesarean delivery and delivers a singleton infant with the head as the presenting part between 37 and 41 estimated weeks \pm ½ gestation after spontaneous onset of labour.

Definitions and specifications begin on Page 84 of this document.

Primary Indication for Cesarean Delivery Deliveries with 'Normal Labour'

Residents of Island Health: April 1, 2015 - March 31, 2020



Primary Indication for Cesarean Delivery	Fiscal Year				
	2015/16	2016/17	2017/18	2018/19	2019/20
Dystocia/Cephalopelvic Disproportion	34.9%	32.3%	34.2%	29.6%	32.4%
Nonreassuring Fetal Heart Rate	31.4%	29.6%	31.7%	28.2%	36.3%
Malposition/Malpresentation	21.4%	26.9%	25.4%	29.9%	24.1%
Maternal Request	NR	1.8%	NR	NR	2.2%
Abruptio Placenta	1.6%	0.0%	NR	1.7%	NR
Placenta Previa	NR	0.0%	0.0%	NR	0.0%
Active Herpes	NR	NR	1.6%	NR	NR
Other	8.0%	8.7%	6.0%	7.9%	3.2%

Deliveries with 'Normal Labour' are those where the woman has no history of cesarean delivery and delivers a singleton infant with the head as the presenting part between 37 and 41 estimated weeks $\frac{1}{2}$ gestation after spontaneous onset of labour.

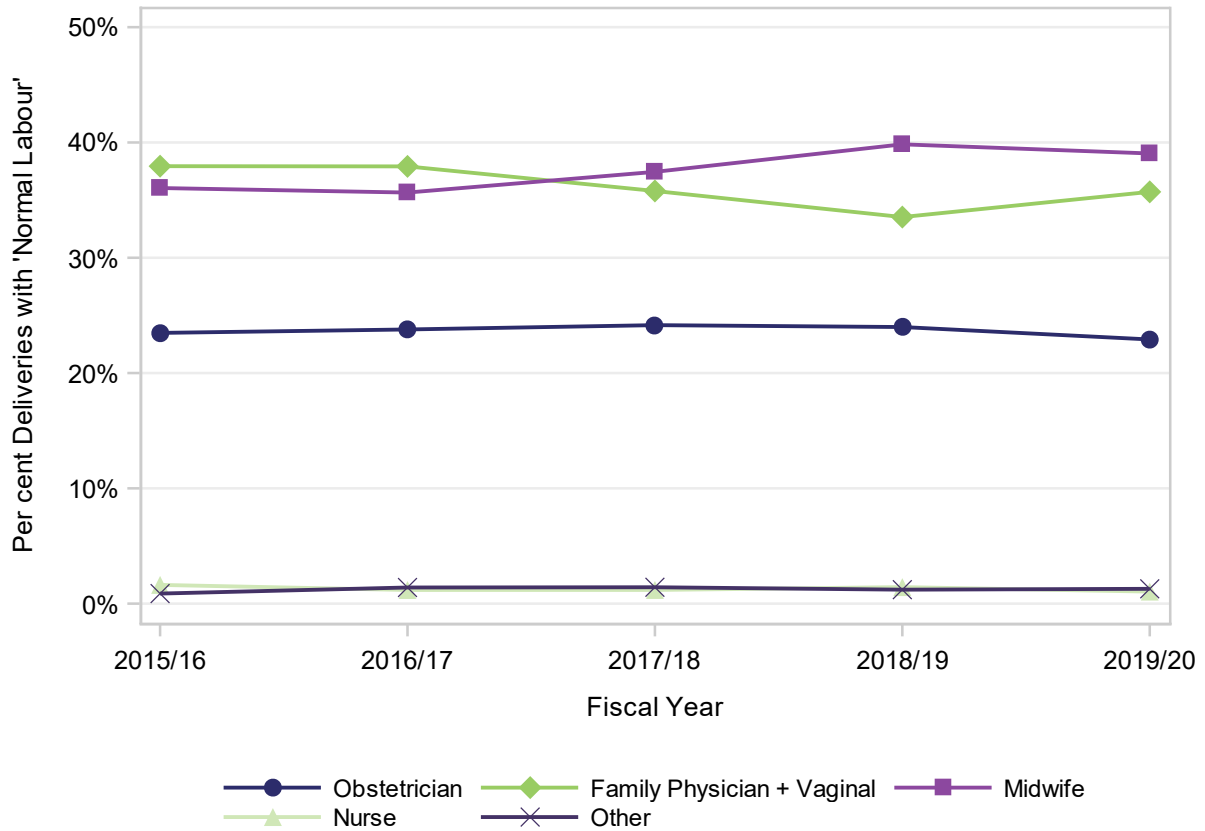
Selected indications are included in the figure; all indications are included in the table.

NR: Rates and per cents based on numerators of 1 to 4 are not reported.

Definitions and specifications begin on Page 84 of this document.

Delivery Provider Deliveries with 'Normal Labour'

Residents of Island Health: April 1, 2015 - March 31, 2020

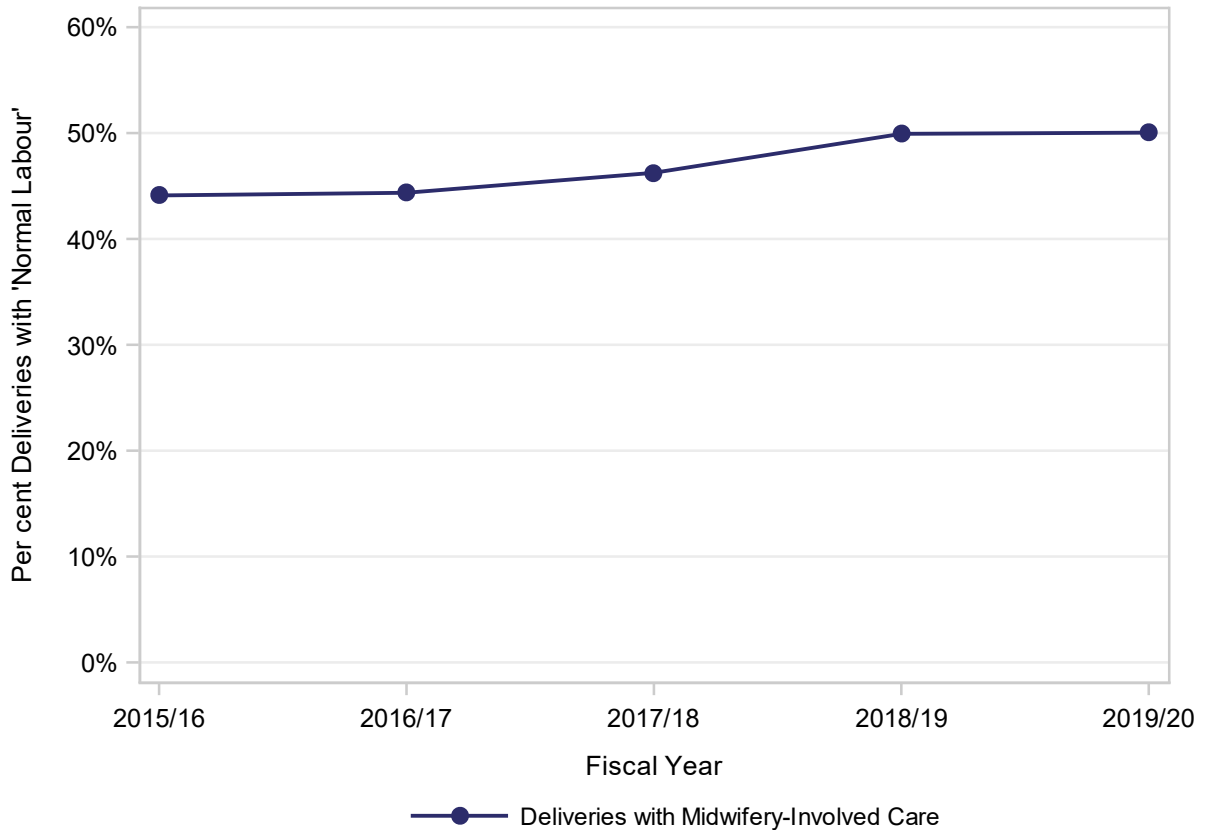


Delivery Provider	Fiscal Year				
	2015/16	2016/17	2017/18	2018/19	2019/20
Obstetrician	23.5%	23.8%	24.2%	24.0%	22.9%
Surgeon	NR	NR	NR	NR	NR
Family Physician + Cesarean	NR	NR	NR	NR	NR
Family Physician + Vaginal	37.9%	37.9%	35.8%	33.5%	35.7%
Midwife	36.0%	35.7%	37.4%	39.8%	39.0%
Nurse	1.6%	1.2%	1.2%	1.4%	1.0%
Other	0.9%	1.4%	1.4%	1.2%	1.3%

Deliveries with 'Normal Labour' are those where the woman has no history of cesarean delivery and delivers a singleton infant with the head as the presenting part between 37 and 41 estimated weeks \pm ½ gestation after spontaneous onset of labour.

Describes the training level of the provider who delivered the baby. This may not be the same type of health care professional who provided antenatal care.
 NR: Rates and per cents based on numerators of 1 to 4 are not reported.
 Definitions and specifications begin on Page 84 of this document.

Deliveries with Midwifery-Involved Care
Deliveries with 'Normal Labour'
 Residents of Island Health: April 1, 2015 - March 31, 2020



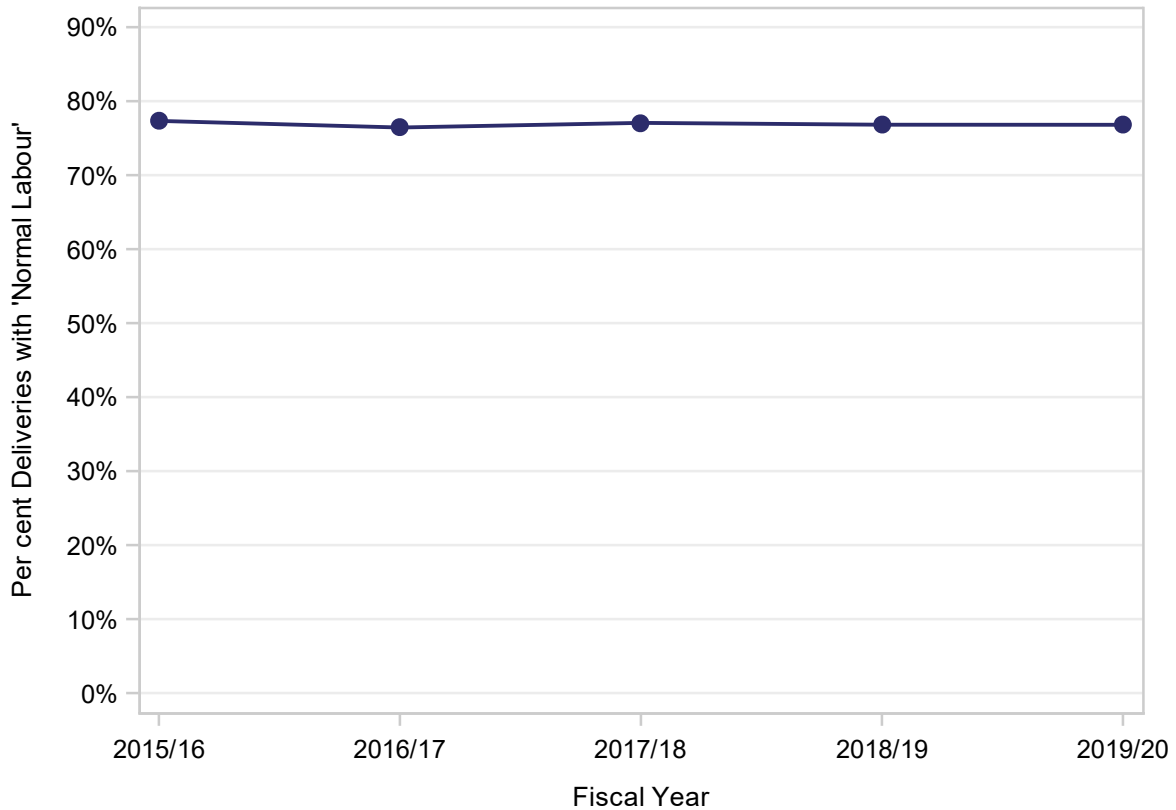
Deliveries with Midwifery-Involved Care by Mode of Delivery
Deliveries with 'Normal Labour'

	Fiscal Year				
	2015/16	2016/17	2017/18	2018/19	2019/20
Spontaneous Vaginal	46.7%	46.8%	49.1%	52.2%	51.5%
Assisted Vaginal	30.5%	29.4%	33.0%	38.2%	40.4%
Cesarean	36.2%	38.9%	36.4%	43.0%	47.8%

Deliveries with 'Normal Labour' are those where the woman has no history of cesarean delivery and delivers a singleton infant with the head as the presenting part between 37 and 41 estimated weeks \pm ½ gestation after spontaneous onset of labour.

Indicates if a registered midwife was involved at any point during prenatal care or the delivery episode. May not be the provider who performs the delivery. Definitions and specifications begin on Page 84 of this document.

Deliveries with 'Normal Childbirth'
Deliveries with 'Normal Labour'
 Residents of Island Health: April 1, 2015 - March 31, 2020



	Fiscal Year				
	2015/16	2016/17	2017/18	2018/19	2019/20
'Normal Childbirth'	77.3%	76.4%	77.1%	76.8%	76.8%

Deliveries with 'Normal Labour' are those where the woman has no history of cesarean delivery and delivers a singleton infant with the head as the presenting part between 37 and 41 estimated weeks \pm ½ gestation after spontaneous onset of labour.

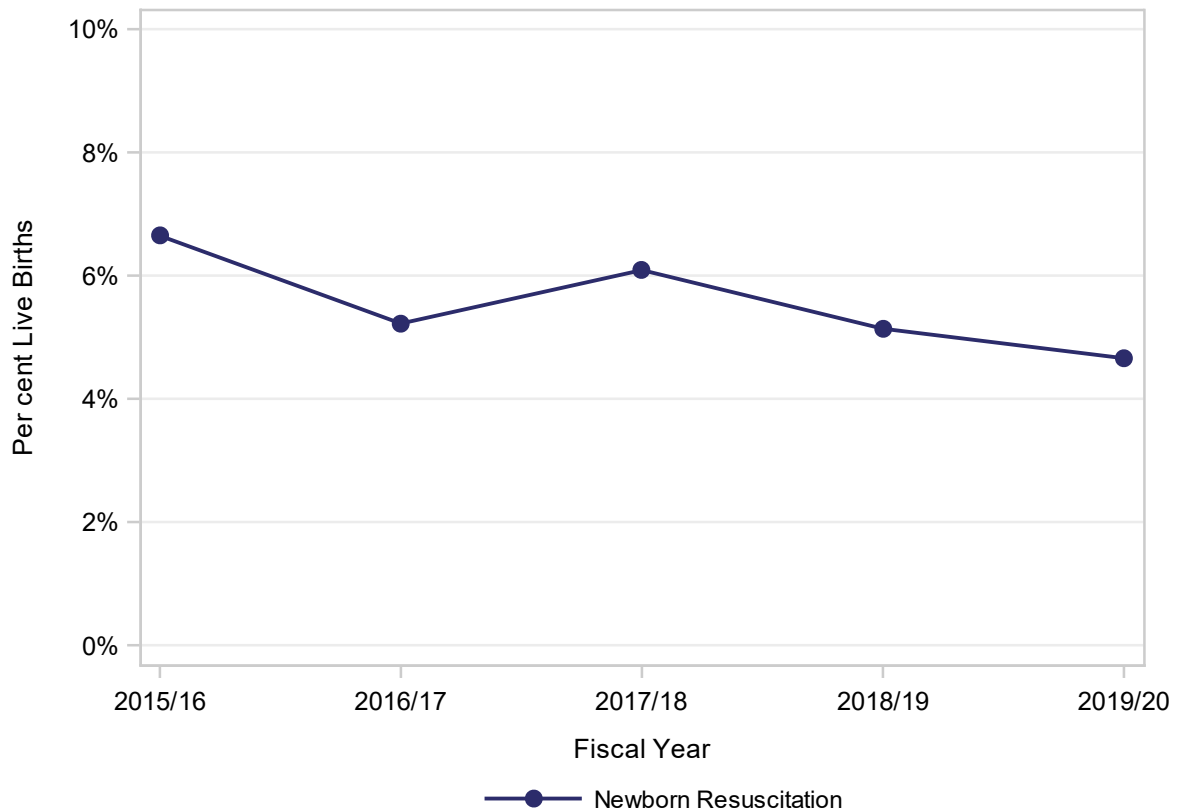
'Normal Childbirth' excludes the following: spinal anaesthesia, general anaesthesia, vacuum-assisted delivery, forceps-assisted delivery, cesarean delivery, or episiotomy.

Definitions and specifications begin on Page 84 of this document.

Newborn Resuscitation

Babies Born from Deliveries with 'Normal Labour'

Residents of Island Health: April 1, 2015 - March 31, 2020



Newborn Resuscitation by Mode of Delivery

Babies Born from Deliveries with 'Normal Labour'

Mode of Delivery	Fiscal Year				
	2015/16	2016/17	2017/18	2018/19	2019/20
Spontaneous Vaginal	4.9%	4.3%	4.8%	4.1%	3.6%
Assisted Vaginal	15.8%	9.8%	9.7%	8.0%	6.6%
Cesarean	12.1%	8.4%	12.9%	10.7%	10.4%

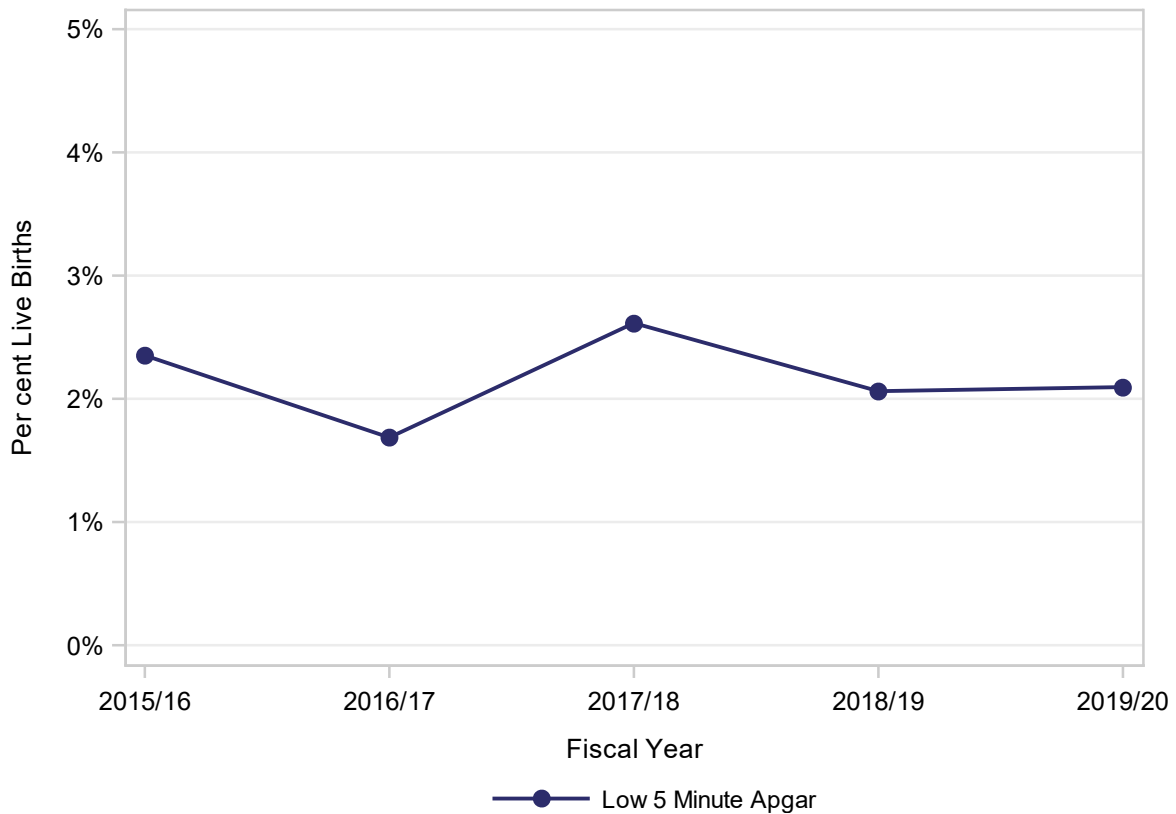
Deliveries with 'Normal Labour' are those where the woman has no history of cesarean delivery and delivers a singleton infant with the head as the presenting part between 37 and 41 estimated weeks \pm ½ gestation after spontaneous onset of labour.

Definitions and specifications begin on Page 84 of this document.

Low 5 Minute Apgar Score

Babies Born from Deliveries with 'Normal Labour'

Residents of Island Health: April 1, 2015 - March 31, 2020



Low 5 Minute Apgar Score by Mode of Delivery

Babies Born from Deliveries with 'Normal Labour'

Mode of Delivery	Fiscal Year				
	2015/16	2016/17	2017/18	2018/19	2019/20
Spontaneous Vaginal	1.8%	1.3%	2.1%	1.6%	1.4%
Assisted Vaginal	4.6%	3.9%	3.7%	4.8%	4.4%
Cesarean	4.3%	2.7%	5.7%	3.1%	5.4%

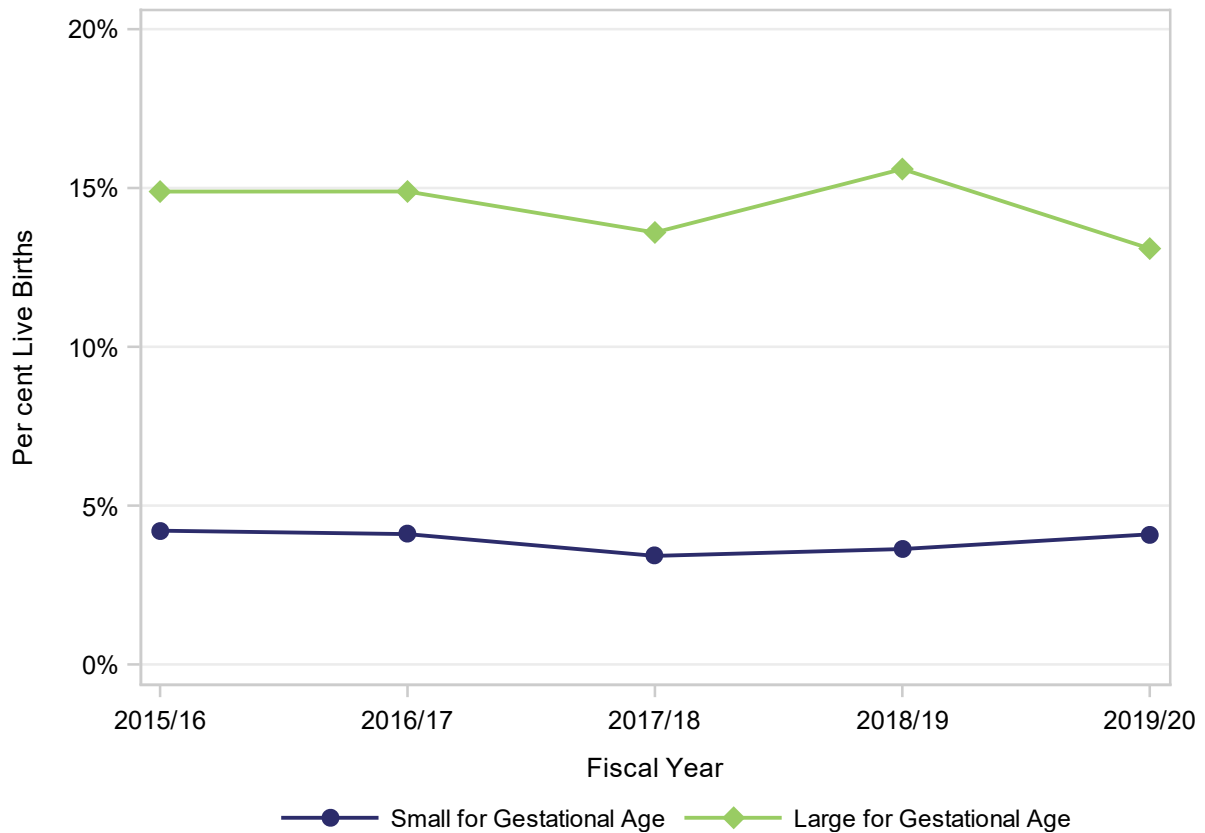
Deliveries with 'Normal Labour' are those where the woman has no history of cesarean delivery and delivers a singleton infant with the head as the presenting part between 37 and 41 estimated weeks' gestation after spontaneous onset of labour.
 Low 5 Minute Apgar Score defined as below 7 out of 10 at five minutes after birth.

Definitions and specifications begin on Page 84 of this document.

Weight for Gestational Age

Babies Born from Deliveries with 'Normal Labour'

Residents of Island Health: April 1, 2015 - March 31, 2020



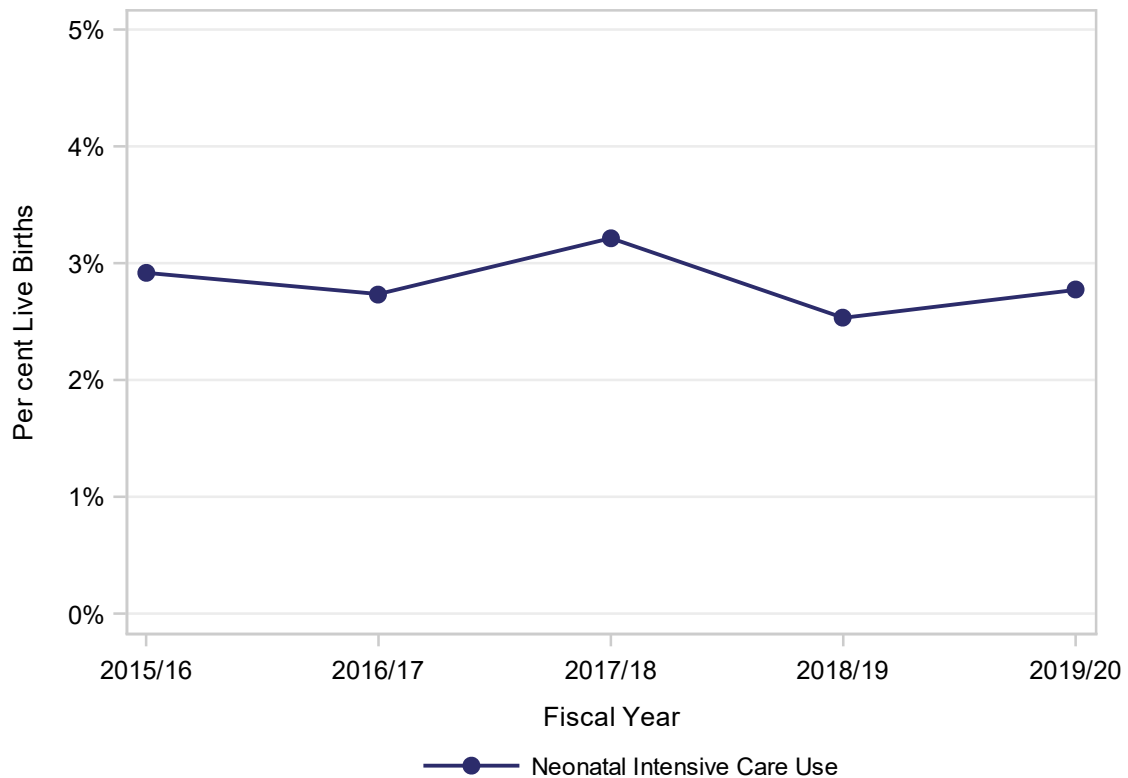
	Fiscal Year				
	2015/16	2016/17	2017/18	2018/19	2019/20
Small for Gestational Age	4.2%	4.1%	3.4%	3.6%	4.1%
Large for Gestational Age	14.9%	14.9%	13.6%	15.6%	13.1%

Deliveries with 'Normal Labour' are those where the woman has no history of cesarean delivery and delivers a singleton infant with the head as the presenting part between 37 and 41 estimated weeks \pm ½ gestation after spontaneous onset of labour.

Definitions and specifications begin on Page 84 of this document.

Neonatal Intensive Care Use During Birth Episode of Care Babies Born from Deliveries with 'Normal Labour'

Residents of Island Health: April 1, 2015 - March 31, 2020



Neonatal Intensive Care Use During Birth Episode by Mode of Delivery Babies Born from Deliveries with 'Normal Labour'

Mode of Delivery	Fiscal Year				
	2015/16	2016/17	2017/18	2018/19	2019/20
Spontaneous Vaginal	2.1%	1.7%	2.3%	1.5%	2.1%
Assisted Vaginal	7.4%	5.2%	6.4%	6.0%	4.8%
Cesarean	5.6%	8.4%	7.2%	7.6%	6.1%

Deliveries with 'Normal Labour' are those where the woman has no history of cesarean delivery and delivers a singleton infant with the head as the presenting part between 37 and 41 estimated weeks \pm 1/2 gestation after spontaneous onset of labour.

NICU days are assigned based on baby's needs as defined by PSBC Neonatal Daily Classification Tool.

[Click here to access resources on the Neonatal Daily Classification Tool.](#)

Definitions and specifications begin on Page 84 of this document.

Definitions

Section 1: Maternal Health

Delivery Within Home Health Authority

- Woman delivered in the Health Authority in which she lives.
 - Deliveries at home with a registered midwife as delivery provider are always considered within the home health authority
 - Residents of Vancouver Coastal who deliver at BC Women's Hospital & Health Centre deliver within their home Health Authority.

Deliveries to Residents of Other Health Authorities

- Deliveries to women who reside in a different Health Authority.
 - Deliveries at home with a registered midwife are always considered within the home Health Authority.
 - For deliveries in the Provincial Health Services Authority, this represents women who are not residents of Vancouver Coastal.

Parity

- Indicates whether a woman delivered a previous pregnancy ≥ 20 weeks gestation or ≥ 500 g. For nulliparous women, this is the first pregnancy meeting these criteria. Parous women have had at least one previous pregnancy meeting these criteria.

Maternal Age at Delivery

- Maternal age, in completed years, at delivery.

Antenatal Care Visits

- <5 Visits– Women with fewer than five antenatal care visits documented in the PDR.
- Missing – Women with no information documented about the number of antenatal care visits.

Pre-Pregnancy Body Mass Index (BMI)

Calculated only where pre-pregnancy weight **and** height are complete.

- $\text{Pre-pregnancy weight (kg)} / (\text{height (in cm)})^2$
- Underweight – BMI <18.5.
- Normal Weight – BMI between 18.5 and 24.9.
- Overweight – BMI between 25.0 and 29.9.
- Obese – BMI ≥ 30.0 .
- BMI Missing – pre-pregnancy weight and/or height are not documented.

Appropriate Weight Gain During Pregnancy

Calculated only where pre-pregnancy weight, admission weight, **and** height are complete.

- Categorizes weight gain during pregnancy into low, appropriate, or high according to [guidelines](#) published by the Institute of Medicine.

Hypertensive Disorders of Pregnancy

Reflects only the most severe form of hypertension according to the hierarchy below. Women may have more than one type of hypertension diagnosed.

1. Eclampsia – mother had eclampsia diagnosed during pregnancy. Mother may have had pre-existing or gestational hypertension.
2. HELLP – mother had HELLP syndrome (Hemolysis, Elevated Liver enzymes, and Low Platelet count) diagnosed during pregnancy.
3. Pre-Existing Hypertension with Pre-Eclampsia – mother had a documented hypertensive disorder before pregnancy and also had pre-eclampsia diagnosed in pregnancy.
4. Pre-Eclampsia – mother had pre-eclampsia diagnosed during pregnancy. Mother may also have had gestational hypertension.
5. Pre-Existing Hypertension – mother had a documented hypertensive disorder before pregnancy. Mother may also have had gestational hypertension.
6. Gestational Hypertension – mother had hypertension diagnosed during pregnancy.
7. Unspecified Hypertension – mother had hypertension diagnosed during pregnancy, but the specific type is not recorded.
8. No Hypertension – no hypertensive conditions were documented by a care provider.

Diabetes Mellitus in Pregnancy

- Pre-Existing Diabetes – mother had a diagnosis of diabetes mellitus type 1 or 2 documented by care provider before pregnancy.
- Gestational Diabetes – mother had gestational diabetes documented by care provider during pregnancy.

Substance Use During Pregnancy

- Cigarette Use – care provider documented mother reports smoking cigarettes at any time during the pregnancy. Includes women who stopped or reduced smoking during pregnancy.
- Alcohol as Risk – care provider documents alcohol as a risk in the pregnancy. Alcohol use prior to the woman knowing she was pregnant is not included.
- Binge Drinking – care provider documents mother consumed ≥ 4 alcoholic drinks at one time during the current pregnancy.
- Other Drug Use – care provider documented that mother reports use of drugs (heroin/opiates, methadone, cannabinoids, stimulants, or solvents) at any time during the pregnancy OR care provider lists use of prescription, 'other' or unknown other drug as a risk to the pregnancy. Drug use prior to the woman knowing she was pregnant may be included.

Maternal Screening Tests

- Hepatitis B Test Done – mother was screened for the Hepatitis B virus (Hepatitis B surface antigen, or HBsAg) during pregnancy.
- HIV Test Done – mother was screened for the Human Immunodeficiency Virus (HIV) during pregnancy.
- Group B Strep Test Done – Woman who delivered a baby at 35 weeks gestation or more was screened for Group B Streptococcus.

Uptake of Prenatal Genetic Screening Program

- Indicates whether the woman had sufficient biological markers tested to complete screening for at least one of the following conditions: open neural tube defect, trisomy, 18, or trisomy 21.
- Includes women with any of the following combinations of samples on prenatal genetic screening or diagnostic tests: Integrated Prenatal Screen (IPS), Serum Integrated Prenatal Screen (SIPS), Quad screen (QUAD), nuchal translucency (NT) ultrasound plus QUAD, NT plus pregnancy-associated plasma protein A (PAPP-A), NT ultrasound, or Alpha-fetoprotein (AFP) during pregnancy as offered by the [BC Prenatal Genetic Screening Program](#).
- Women who exclusively undergo privately paid screening tests are not included.

Types of Down Syndrome and Trisomy 18 Screening Performed

- Calculated only for women who had prenatal genetic screening for trisomy 21 and 18 performed as offered by the [BC Prenatal Genetic Screening Program](#).
- Indicates the types of prenatal genetic screening for trisomy 21 and 18 performed.
- NT ultrasound plus QUAD, NT ultrasound plus PAPP-A, and NT ultrasound are included as part of IPS.
- Women who exclusively undergo privately paid screening tests are not included.

Uptake of Invasive Diagnostic Testing by Indication

- Includes women that had chorionic villus sampling or amniocentesis performed.
- Indicates the type of indication for invasive diagnostic testing to be performed.

Use of Artificial Reproductive Technology

- Use of in vitro fertilization or other artificial reproductive technology (e.g. ovulation induction, intracytoplasmic sperm injection [ICSI], embryo transfer) to conceive the current pregnancy.

Section 2: Labour and Delivery

Labour Augmentation

Labour for the current delivery was augmented by a care provider. Any of the following methods may be used:

- [Artificial Rupture of Membranes](#)
- [Oxytocin](#) – woman received oxytocin, pitocin, or syntocinon to augment labour.
- [Other](#) – a method not specified above was used to augment labour.

Labour Induction

Labour for the current delivery was induced by a care provider. Any of the following methods may be used:

- [Artificial Rupture of Membranes](#)
- [Oxytocin](#) – woman received oxytocin, pitocin, or syntocinon to initiate labour.
- [Prostaglandin](#) – woman received a prostaglandin to initiate labour.
- [Other](#) – a method not specified above was used to initiate labour.

Primary Indication for Labour Induction

Primary reason noted in the maternal chart for labour induction. In the case of multiples, the reason noted for the first baby is assigned to the entire delivery.

- Prelabour Rupture of Membranes – rupture of membranes before the onset of uterine contractions at term.
- Post Dates – the pregnancy has continued past the due date (41 completed weeks gestation).
- Hypertension in Pregnancy – woman had high blood pressure, including pre-existing or gestational hypertension.
- Other Maternal Condition – woman had a condition other than those specified above.
- Fetal Compromise – medical concern about the health of the fetus.
- Diabetes – woman had diabetes of any type (gestational, type 1, or type 2).
- Fetal Demise
- Logistics – inability for woman to access supportive health care in reasonable time.
- Antepartum Hemorrhage – woman had bleeding after 20 weeks’ gestation but before labour.
- Chorioamnionitis – woman had a cervicovaginal infection.
- Other – other reason not captured above.
- Unknown – reason for induction is unclear, unknown, or not documented.

Fetal Surveillance During Labour

- Auscultation Only – fetal surveillance was conducted only using intermittent auscultation.
- Auscultation and External Electronic Monitoring – fetal surveillance was conducted using intermittent auscultation and external electronic fetal monitoring.
- External Electronic Monitoring Only – fetal surveillance was conducted only using external electronic fetal monitoring.
- Internal Electronic Monitoring Only – fetal surveillance was conducted only using internal electronic fetal monitoring.
- No Fetal Monitoring – no fetal monitoring was conducted during labour.

Mode of Delivery

- Vaginal
 - Spontaneous – the baby was delivered vaginally without assistance of vacuum or forceps extractors.
 - Assisted Vaginal – the newborn was delivered vaginally with the assistance of vacuum and/or forceps extraction.
 - Vacuum – the baby was delivered vaginally with the assistance of a vacuum extractor.
 - Forceps – the baby was delivered vaginally with the assistance of forceps.
 - Forceps and Vacuum – the baby was delivered vaginally with the assistance of vacuum and forceps extractors.
- Cesarean – the baby was delivered by an incision in the mother’s abdomen.
 - Elective Primary – woman without a previous cesarean had a cesarean delivery with elective timing.
 - Elective Repeat – woman with a history of cesarean delivery had a cesarean delivery with elective timing.
 - Emergency Primary – woman without a previous cesarean had a cesarean delivery with urgent or emergent timing.
 - Emergency Repeat – woman with a history of cesarean delivery had a cesarean delivery with urgent or emergent timing.

Perineal Trauma

- Third or Fourth Degree Laceration – the woman experienced a significant perineal tear during delivery.
- Cervical Tear – the woman experienced a cervical tear during delivery.
- Episiotomy – an episiotomy was performed during delivery.

Primary Indication for Cesarean Delivery

Primary reason noted in the maternal chart for cesarean delivery. For multifetal pregnancies, this reflects the reason the first baby was delivered by cesarean. This may not be the first baby delivered (e.g. if the first baby was delivered vaginally and the second baby by cesarean).

- Repeat Cesarean – woman with a history of cesarean is not a VBAC candidate and has a medical indication for repeat cesarean delivery.
- Nonreassuring Fetal Heart Rate – increased or decreased fetal heart rate (tachycardia or bradycardia), especially during and after uterine contractions.
- Dystocia/Cephalopelvic Disproportion – abnormal or difficult labour. Includes failure to progress, incoordinate uterine activity, and cephalopelvic disproportion (large baby for maternal pelvis).
- VBAC Declined/Maternal Request – woman was eligible for a vaginal birth after previous cesarean (VBAC) but declines, OR woman with or without a previous cesarean requests a cesarean delivery.
- Breech – the fetus' buttocks were the presenting part.
- Malposition/Malpresentation – the orientation of the fetal head and or body to the maternal pelvis is not favourable for a vaginal delivery (e.g. occipitoposterior position or transverse lie). Excludes breech presentation.
- Placenta Previa – the placenta is low in the uterus, partially or completely covering the cervix.
- Abruptio Placenta – premature separation of the placenta from the uterus.
- Active Herpes – mother had an active herpes outbreak that could be transmitted to the infant during vaginal delivery.
- Other – other reason not captured.
- Unknown – reason for cesarean is unclear, unknown, or not documented.

Vaginal Birth after Cesarean

- VBAC Eligible – woman was either noted by a care provider as being eligible for VBAC in this pregnancy, OR whose eligibility was unknown and had a singleton pregnancy with the head as the presenting part.
- VBAC Attempted – women were either noted by a care provider as having attempted a VBAC, OR whose attempt at VBAC was unknown but whose labour was either augmented or induced.
- VBAC Success – women who were eligible for and attempted a VBAC and delivered vaginally.

Anesthetic/Analgesic Use During Labour and Delivery

- Entonox – the mother received entonox (nitrous oxide gas) for pain management.
- Epidural – the mother received anesthesia in the epidural space of the spine for pain management.
- General – the mother received general anesthesia for pain management.
- Local – the mother received localized anesthetic agents for pain management.
- Spinal – the mother received anesthesia in the subarachnoid space of the spine for pain management.

- Combined Spinal and Epidural – the mother received anesthesia both in the subarachnoid space and epidural space of the spine for pain management.
- Other – mother received another type of anesthetic or analgesic agent – including pudendal anesthesia – not specified above.
- No Anesthetic – no analgesic or anesthetic agents were used for pain management.

Health Care Providers

- Delivery Provider – describes the training level of the individual who delivered the baby. May not be the same type of care provider as a woman used for her antenatal care. In the case of multifetal pregnancies, the highest training level of any delivering provider is assigned to the delivery.
 - Family Physician + Vaginal – a family physician performed a vaginal delivery.
 - Family Physician + Cesarean – a family physician performed a cesarean delivery.
- Deliveries With Midwifery-Involved Care – A registered midwife was involved at any point in maternal or newborn care. A registered midwife may not have been the delivery provider.

Deliveries at Home

- Woman delivered at home with a registered midwife as delivery provider.

Length of Stay for Delivery Episode of Care

- Antepartum Length of Stay – hours between when a woman is admitted to an acute care facility and when she delivers a baby.
- Postpartum Length of Stay – hours between when a woman delivers a baby in an acute care facility and her discharge from the Delivery Episode of Care.
- Total Length of Stay – hours between when a woman is admitted to an acute care facility for delivery and her discharge from the Delivery Episode of Care.

Maternal Morbidity

Morbidity may be documented during any Maternal Admission.

- Liver Complications – mother had confirmed or suspected cholestasis, acute fatty liver, or liver hematoma.
- Postpartum Hemorrhage with Transfusion – mother had a postpartum bleed and received blood products via transfusion.
- Urinary Tract Infection
- Sepsis – mother had confirmed or suspected sepsis, including puerperal sepsis.
- Wound Infection – mother had confirmed or suspected infection or disruption of an obstetric or surgical wound.
- HELLP – mother had confirmed or suspected HELLP syndrome (Hemolysis, Elevated Liver enzymes, and Low Platelet count).
- Anesthetic Complications – mother had a confirmed or suspected complication related to the anesthetic administered during the delivery episode. Spinal or epidural headache and unspecified complications are excluded.
- Antepartum Hemorrhage with Transfusion – mother had an antepartum (≥ 20 weeks' gestation) or intrapartum bleed and received blood products via transfusion during the delivery episode.
- Eclampsia – mother had confirmed or suspected eclampsia.
- Shock – mother had confirmed or suspected obstetric shock.
- Pulmonary Embolism – mother had a confirmed or suspected blood clot in the lungs.

- Postpartum Hemorrhage with Hysterectomy – mother had a postpartum bleed and underwent a complete or subtotal (partial) hysterectomy.
- Stroke – mother had a confirmed or suspected stroke.

Adverse Outcome of Labour or Delivery

Maternal adverse events are included during the Delivery Admission. Among singleton deliveries.

- Maternal Severe Adverse Event – woman experienced uterine rupture during labour, assisted ventilation or resuscitation, or in-hospital death.
- Maternal Moderate Adverse Event – woman experienced third or fourth degree perineal tear; blood transfusion; or unanticipated operative procedure
- Newborn Severe Adverse Event – singleton baby was stillborn or died in-hospital
- Newborn Moderate Adverse Event –
 - Singleton baby $\geq 2,000$ grams at birth experienced birth trauma, OR
 - Singleton baby at term $\geq 2,500$ grams at birth without a congenital anomaly or hydrops was born at a facility without a NICU and transferred to a facility with a NICU within 24 hours, admitted to NICU ≥ 2 days, or had an Apgar at 5 minutes < 7 .

Maternal Transfer to Another Hospital

- Women may be transferred to another hospital for either maternal or neonatal indications.
 - NOTE: Effective April 1, 2014, women transferred directly to acute care from a delivery at home may be included in these transfer indicators. See page vi for more information.
- Any Transfer – woman was transferred from the Delivery Admission to a(n) (different) acute care facility.
- Higher Level – woman was transferred directly from the location at which she delivered to a facility that is capable of providing a higher intensity of care.
 - Third tier facilities – BC Women's Hospital & Health Centre, St. Paul's Hospital Royal Columbian Hospital, and Victoria General Hospital.
 - Second tier facilities – Surrey Memorial Hospital (effective April 1, 2013 discharges), Kelowna General Hospital, Nanaimo Regional General Hospital, Royal Inland Hospital, and University Hospital of Northern British Columbia.

Post-Delivery Admissions

- Total number of eligible inter-hospital transfers or readmissions among women who delivered a baby. A woman can have more than one Post-Delivery Admission. Ratio of Post-Delivery Admissions per 100 deliveries.
 - Admissions with a most responsible diagnosis of Z76.3 (Healthy person accompanying sick person) are excluded.
- Diagnosis associated with Post-Delivery Admission – the diagnosis that accounted for the majority of time the woman stayed in hospital. May not be the reason for admission. Per 100 Post-Delivery Admissions.
 - The following account for the majority of diagnoses associated with Post-Delivery Admissions for 2015/16 to 2019/20, inclusive:
 - Routine Postpartum Care – care and examination immediately after delivery or routine postpartum follow-up, including change or removal of drains and planned wound closure.
 - Postpartum Hemorrhage

- Postpartum Infection – includes sepsis, obstetric wound infection, urinary tract infection, or post-procedural infection.
- Other Diseases Complicating Pregnancy – Diseases of organ systems that complicate or are aggravated by pregnancy.
- Hypertension or Eclampsia – includes essential hypertension, gestational hypertension, pre-eclampsia, eclampsia, or HELLP.
- Other Wound Issues – includes care of perineal or vaginal tears, uterine rupture or dehiscence, disruption or hematoma of surgical wound, or cardiac surgical complications.
- Complications of Anesthesia – reactions to or complications of anesthesia.
- Care of Breasts – includes breast infection, lactation problems, or supervision of lactation mother.
- Retained Placenta Without Hemorrhage.
- Pregnancy-Associated Mental Health – includes postpartum depression and puerperal psychosis.

Section 3: Newborn Health

Birth Type

Defined in accordance with BC Vital Stats.

- Live Birth – baby displayed signs of life (breathing, heart beat, pulsation of umbilical cord, or movement of voluntary muscle) at birth.
- Stillbirth – baby born at ≥ 20 weeks' estimated gestation or ≥ 500 grams birthweight does not display any of the above signs. Fetal death may have occurred < 20 weeks' gestation.

Multiple Gestation

- There was more than one fetus in the pregnancy (twin, triplet, or quadruplet).

Gestational Age

- Term – baby was delivered at or after 37 completed weeks' estimated gestation.
- Preterm – baby was delivered before 37 completed weeks' estimated gestation.
 - Iatrogenic Preterm – baby was delivered following induced labour or by cesarean delivery without labour, before 37 completed weeks' estimated gestation.
 - Spontaneous Preterm – baby was delivered following onset of spontaneous labour before 37 completed weeks' estimated gestation.

Weight for Gestational Age

- Small for Gestational Age – babies born weighing less than the 10th percentile of weight for their sex and gestational age. Based on BC-specific growth curves available [here](#).
- Large for Gestational Age – babies born weighing more than the 90th percentile of weight for their sex and gestational age. Based on BC-specific growth curves available [here](#).

Low Birthweight Singletons

- Singleton babies born weighing less than 2,500 grams. Includes both preterm and term babies.

Newborn Resuscitation

- Baby received resuscitation by intermittent positive pressure, chest compressions, or drugs. Captures interventions up to 60 minutes of age or until admission to neonatal intensive care, whichever came first.
 - NOTE: Drugs may be given for either resuscitation or stabilization.

Birth Injury

- Baby sustained a confirmed or suspected injury to the skeleton, organs, or nerves during birth.

Neonatal Morbidity

Morbidity may be documented during any Baby Admission.

- Other Respiratory Condition – baby had a confirmed or suspected respiratory condition (other than respiratory distress syndrome or transient tachypnea).
- Transient Tachypnea – baby had confirmed or suspected transient tachypnea.
- Respiratory Distress Syndrome – baby had confirmed or suspected respiratory distress syndrome.
- Sepsis – baby had confirmed or suspected sepsis.
- Intracranial Hemorrhage – baby had a confirmed or suspected brain bleed.

Congenital Anomalies

Anomaly may be diagnosed during any Baby Admission.

- Baby has a confirmed or suspected congenital anomaly noted by a care provider.
 - Chromosomal – includes Trisomy 13, 18, and 21; sex chromosome abnormalities (i.e. Turner's syndrome, Klinefelter's syndrome); and other monosomies, deletions, and chromosomal rearrangements.
 - Circulatory System – includes malformations of the heart chambers, septa, valves, veins and arteries.
 - Cleft Lip or Palate
 - Digestive System – includes malformation of the tongue, mouth, pharynx, esophagus, stomach, intestines, liver, gallbladder, biliary ducts, and pancreas.
 - Eye, Ear, Face, or Neck – includes malformations of the eye and its structures, tear ducts, internal and external ear, neck, and lips.
 - Genital Organs – includes malformations of male or female genitals, and indeterminate sex or hermaphroditism.
 - Musculoskeletal System – includes malformations of hip, feet, fingers, limbs, skull, spine, diaphragmatic hernia, and other malformations of the abdominal wall (including gastroschisis).
 - Nervous System – includes anencephaly, microcephaly, hydrocephalus, spina bifida, and other malformations of the brain and spinal cord.
 - Respiratory System – includes malformation of the nose, larynx, trachea, bronchus, and lung.
 - Urinary System – includes malformation of the kidneys, bladder, and ureter.
 - Other Specific Anomaly – includes disorders of the skin, breast, hair, nails, syndromes affecting multiple systems, malformations due to outside causes (including alcohol and drugs), and all malformations not otherwise classified.

Length of Stay for the Birth Episode of Care

- Hours between a baby's birth at an acute care facility and his/her discharge from the Birth Episode of Care.

Breastfeeding

Reflects feeding during the Birth Admission only, including at time of discharge.

- Exclusive Breastfeeding – baby received only breast milk (via the breast, a bottle, or other feeding method).
- No Breastfeeding – baby received only breast milk substitute.
- Non-Exclusive Breastfeeding – baby received both breast milk and breast milk substitute.
- Any Breastfeeding – baby received breast milk (via the breast, a bottle, or other feeding method) at any time during the Birth Admission. Baby may also have received breast milk substitute.

Neonatal Intensive Care Use During Birth Episode of Care

- During the Birth Episode of Care, baby required Level 2a, 2b, 3a, OR 3b care (as defined by the PSBC Neonatal Daily Classification Tool) for at least one day.
 - Length of stay in days is calculated as (discharge date – admission date). If admission and discharge are on the same date, length of stay is one day.
 - [Click here](#) to access resources on the PSBC Neonatal Daily Classification Tool.

Transfer to Another Hospital

- Babies may be transferred to another hospital for either maternal or neonatal indications.
 - NOTE: Effective April 1, 2014, babies transferred directly to acute care from a birth at home may be included in these transfer indicators. See page vii for more information.
- Any Transfer – baby was transferred from the Birth Admission to a different acute care facility.
- Higher Level – baby was transferred directly from the facility of birth to a facility that is capable of providing a higher intensity of care. Baby was transferred from any site without a neonatal intensive care unit (NICU) to one with a NICU, or from a site with a Level II NICU to a site with a Level III NICU.
 - Facilities with a Level III NICU – BC Women's Hospital & Health Centre, Royal Columbian Hospital, Surrey Memorial Hospital, and Victoria General Hospital.
 - Facilities with a Level II NICU – Abbotsford Regional Hospital & Cancer Centre, Burnaby Hospital, Kelowna General Hospital, Lions Gate Hospital, Nanaimo Regional General Hospital, Richmond Hospital, Royal Inland Hospital, St. Paul's Hospital, and University Hospital of Northern British Columbia.
- Same or Lower Level – baby was transferred directly from the facility of birth to a facility that provides a similar or lower intensity of care.

Post-Neonatal Admissions

- Post-Neonatal Admission – total number of baby transfer or readmission episodes. A baby can have more than one Post-Neonatal Admission. Ratio of Post-Neonatal Admissions per 100 live births.
 - Admissions with a most responsible diagnosis of Health supervision and care of other healthy infant and child, Healthy person accompanying sick person, or Other boarder in health-care facility (Z76.2, Z76.4, or Z76.4) are excluded.
- Diagnosis Associated with Post-Neonatal Admission – the diagnosis that accounted for the majority of time the baby stayed in hospital. May not be the reason for admission. Per 100 Post-Neonatal Admissions.
 - The following account for the majority of diagnoses associated with Post-Neonatal Admissions for 2015/16 to 2019/20, inclusive:

- Jaundice
- Low Birth Weight or Preterm Birth
- Feeding Problems – includes reflux, feeding difficulties, abnormal weight loss, and dehydration.
- Congenital Anomalies – includes all congenital malformations, deformations, and chromosomal abnormalities.
- Respiratory Infections – includes whooping cough, pneumonias, and upper and lower respiratory tract infections.
- Other Infections – major inclusions are bacterial and viral infections, sepsis, external and middle ear infections, select abscesses, impetigo, cellulitis, osteomyelitis, congenital infections, and post-procedural infection.
- Isoimmunization
- Apnea – obstructed sleep apnea or apnea of the newborn.
- Urinary Tract Infections

Perinatal Mortality

Death occurred during any Baby Admission. Includes only deaths that occurred at an acute care facility. Complete pregnancy terminations are included only in the Crude Stillbirth Rate.

- Crude Stillbirths – baby was born deceased.
 - Crude Stillbirth Rate = stillbirths / (live births + stillbirths) x 1,000.
- Stillbirths >=500g – baby weighing ≥500g was born deceased.
 - Stillbirth Rate = stillbirths ≥500g / (live births + stillbirths ≥500g) x 1,000.
- Early Neonatal Death – baby born alive died in hospital between 0 and 6 days after birth.
 - Early Neonatal Mortality Rate = early neonatal death / live births x 1,000.
- Perinatal Death – stillbirth ≥500g OR baby born alive died in hospital between 0 and 6 days after birth.
 - Perinatal Mortality Rate = (stillbirths ≥500g + early neonatal deaths) / (live births + stillbirths ≥500g) x 1,000.
- Late Neonatal Death – baby born alive died in hospital between 7 and 27 days after birth.
 - Late Neonatal Mortality Rate = late neonatal death / live births x 1,000.
- Post Neonatal Death – baby born alive died in hospital between 28 and 364 days after birth.
 - Post Neonatal Mortality Rate = post neonatal death / live births x 1,000.
- Infant Death – baby born alive died in hospital before 365 days after birth.
 - Infant Mortality Rate = (early neonatal + late neonatal + post-neonatal deaths) / live births x 1,000.

Section 4: ‘Normal Labour’

Women with ‘Normal Labour’ are identified in accordance with the [Joint Policy Statement on Normal Childbirth](#). Women with ‘Normal Labour’ deliver a singleton infant with the head as the presenting part between 37 and 41 estimated weeks’ gestation after spontaneous onset of labour. Women with ‘Normal Labour’ do not have a history of cesarean delivery.

Cervical Dilatation at Admission

- Dilatation, in centimetres, of the cervix at the time the woman was admitted to acute care for delivery.

Duration of Labour Stages

- Length of First Stage of Labour – hours between the onset of regular contractions and complete cervical dilation (10cm).
- Length of Second Stage of Labour – hours between complete cervical dilation and the delivery of the baby.

‘Normal Childbirth’

- According to the [Joint Policy Statement on Normal Childbirth](#), ‘Normal Childbirth’ excludes the following: spinal anesthesia, general anesthesia, vacuum-assisted delivery, forceps-assisted delivery, cesarean delivery, or episiotomy.

Low 5 Minute Apgar Score

- Babies whose Apgar score – a composite of five criteria that assesses an infant’s need for medical attention – is below 7 out of 10 at five minutes after birth.

Episodes Included in the Perinatal Health Report

This report is based on delivery admissions meeting the following minimum criteria:

Delivery Admission

Include:	
Delivery	MOTHER_ADMISSION.screen_source = "DL" AND April 1, 2015 ≤ discharge_date ≤ March 31, 2020
Linked maternal-newborn records	BABY_ADMISSION.screen_source = "NB" AND BABY_ADMISSION.mother_id is not null
Exclude from all but Crude Stillbirth Rate:	
Complete termination of pregnancy	(DIAGNOSES.diagnosis_cd begins with O04 (Mother) or (PROCEDURES_PERFORMED.procedure_code begins with 5CA88 OR 5CA89 (Mother) and woman delivered a singleton pregnancy)) OR DIAGNOSES.diagnosis_cd begins with P96.4 (Baby) for all babies linked to mother

Other Maternal Admissions

Admission type	Criteria
<u>Maternal Admission</u>	MOTHER_ADMISSION.screen_source = "DL" or "PP" For any woman whose Delivery Admission meets the inclusion criteria, above.
<u>Post-Delivery Admission</u>	MOTHER_ADMISSION.screen_source = "PP" or (MOTHER_ADMISSION.screen_source = "DL" and actual_place_of_delivery=2) AND most responsible diagnosis is not Z76.3 For any woman whose Delivery Admission meets the inclusion criteria, above.
<u>Delivery Episode of Care</u>	Episode start MOTHER_ADMISSION.screen_source = "DL" and April 1, 2015 ≤ discharge_date ≤ March 31, 2020
	Include all admissions linked to the delivery where: MOTHER_ADMISSION.screen_source = "PP" and 101 ≤ institution_to <973
	Episode end (MOTHER_ADMISSION.screen_source = "DL" or "PP") and institution_to <101 For any woman whose Delivery Admission meets the inclusion criteria, above.

Baby Admissions

Admission type		Criteria
<u>Birth Admission</u>		<p>BABY_ADMISSION.screen_source = "NB"</p> <p>For any baby linked to a woman whose Delivery Admission meets the inclusion criteria, above.</p>
<u>Newborn Admission</u>		<p>BABY_ADMISSION.screen_source = "NB" or "XF"</p> <p>For any baby linked to a mother whose Delivery Admission meets the inclusion criteria, above.</p>
<u>Post-Neonatal Admission</u>		<p>(BABY_ADMISSION.screen_source = "NB" and MOTHER.actual_place_of_delivery=2) or BABY_ADMISSION.screen_source = "XF"</p> <p>AND most responsible diagnosis is not Z76.2, Z76.3, or Z76.4</p> <p>For any baby linked to a mother whose Delivery Admission meets the inclusion criteria, above.</p>
<u>Birth Episode of Care</u>	Episode start	BABY_ADMISSION.screen_source = "NB"
	Include all admissions linked to the birth where:	BABY_ADMISSION.screen_source = "XF" and discharge_to = "O" and 101 ≤ institution_to <973
	Episode end	BABY_ADMISSION.screen_source = "NB" or "XF" AND (discharge_to ≠ "O" or institution_to = 973 or 974)
		For any baby linked to a mother whose Delivery Admission meets the inclusion criteria, above.

Detailed Specifications for Selected Variables

Fiscal year	PDR variables	CIHI Codes
2015/16	<code>screen_source = "DL" AND April 1, 2015 ≤ MOTHER_ADMISSION.discharge_date ≤ March 31, 2016</code>	
2016/17	<code>screen_source = "DL" AND April 1, 2016 ≤ MOTHER_ADMISSION.discharge_date ≤ March 31, 2017</code>	
2017/18	<code>screen_source = "DL" AND April 1, 2017 ≤ MOTHER_ADMISSION.discharge_date ≤ March 31, 2018</code>	
2018/19	<code>screen_source = "DL" AND April 1, 2018 ≤ MOTHER_ADMISSION.discharge_date ≤ March 31, 2019</code>	
2019/20	<code>screen_source = "DL" AND April 1, 2019 ≤ MOTHER_ADMISSION.discharge_date ≤ March 31, 2020</code>	
Parity		
Nulliparous	<code>(term = 0 and premat_ure = 0 and prev_cesarian_deliv = 0 and prev_vaginal_deliv = 0)</code> OR <code>(term = null and premat_ure = null and prev_cesarian_deliv = null and prev_vaginal_deliv = null and living = 0)</code> OR <code>(any of term, premat_ure, prev_cesarian_deliv, or prev_vaginal_deliv = null and gravida = 1)</code>	
Parous	<code>(term ≥ 1 or premat_ure ≥ 1 or prev_cesarian_deliv ≥ 1 or prev_vaginal_deliv ≥ 1)</code> OR <code>(term = null and premat_ure = null and prev_cesarian_deliv = null and prev_vaginal_deliv = null and living ≥ 1)</code>	

	PDR variables		CIHI Codes
Hypertensive Disorders of Pregnancy (hierarchy)			
Eclampsia			diagnosis_code begins with O15
HELLP syndrome	pp_hellp_syndrome = "Y" discharge_date ≥ April 1, 2012	AND	diagnosis_code begins with O142
Pre-Existing Hypertension with Pre-Eclampsia			diagnosis_code begins with O11
Pre-Eclampsia	discharge_date < April 1, 2012 AND pp_hellp_syndrome ≠ "Y"	AND	diagnosis_code begins with O14
	discharge_date ≥ April 1, 2012 AND pp_hellp_syndrome ≠ "Y"	AND	diagnosis_code begins with O140, O141, or O149
Pre-Existing Hypertension			diagnosis_code begins with O10
Gestational Hypertension (includes mild pre-eclampsia for discharges before April 1, 2012)			diagnosis_code begins with O13
Unspecified Hypertension			diagnosis_code begins with O16
Diabetes Mellitus in Pregnancy			
Gestational Diabetes	risk_code = 13 or 14	OR	diagnosis_code begins with O248
Pre-Existing Diabetes	risk_code = 15 or 16	OR	diagnosis_code begins with O245, O246, or O247
Artificial Reproductive Technology	ivf = "Y"	OR	diagnosis_code for mother = Z37xx1 or baby = Z38xx1
Augmentation of Labour	labour_aug_flg = "Y"		
Induction of Labour	labour_ind_flg = "Y"		
Method of Fetal Surveillance During Labour			
Auscultation Only	auscultation = "Y" and elec_fetal_monitor_external ≠ "Y" and elec_fetal_monitor_internal ≠ "Y" and no_fetal_monitoring ≠ "Y"		
Auscultation and External Electronic Monitoring	auscultation = "Y" and elec_fetal_monitor_external = "Y" and elec_fetal_monitor_internal ≠ "Y" and no_fetal_monitoring ≠ "Y"		
External Electronic Monitoring Only	auscultation ≠ "Y" and elec_fetal_monitor_external = "Y" and elec_fetal_monitor_internal ≠ "Y" and no_fetal_monitoring ≠ "Y"		
Internal Electronic Monitoring Only	auscultation ≠ "Y" and elec_fetal_monitor_external ≠ "Y" and elec_fetal_monitor_internal = "Y" and no_fetal_monitoring ≠ "Y"		
No Fetal Monitoring	(auscultation ≠ "Y" and elec_fetal_monitor_internal ≠ "Y" and elec_fetal_monitor_external ≠ "Y" and no_fetal_monitoring = "Y") OR		

	PDR variables		CIHI Codes
	(auscultation ≠ "Y" and elec_fetal_monitor_internal ≠ "Y" and elec_fetal_monitor_external ≠ "Y" and no_fetal_monitoring ≠ "Y")		
Delivery Provider			
Obstetrician	delivered_by = 2 or 6 for any infant		
Surgeon	else if delivered_by = 12		
Family Practice + Cesarean	else if delivered_by = 1 or 8	AND	procedure_code begins with 5MD60 (cesarean delivery)
Family Practice + Vaginal	else if delivered_by = 1 or 8	AND	procedure_code does not begin with 5MD60
Midwife	else if delivered_by = 3 or 7		
Nurse	else if delivered_by = 4		
Other	else if delivered_by = 5, 9, 10, or 11		
Deliveries with Midwifery-Involved Care	institution_id = 976 or 977 or midwife_case = "Y" or delivered_by = 3 or 7 for any infant or actual_place_of_delivery = 1 or 2	OR	doctor_service = 11004 on DOCTORS or PROCEDURES_PERFORMED for mother or baby record
Delivery at Home	institution_id = 976 or 977 or actual_place_of_delivery = 2		
Anesthesia or Analgesia			
Entonox	entonox_flg = "Y"		
Epidural	epidural_flg = "Y"	OR	anesthetic_type = 3 for a procedure_code beginning with 5MD or 5PC
General	general_flg = "Y"	OR	anesthetic_type = 1 or 4 for a procedure_code beginning with 5MD or 5PC
Local	local_flg = "Y"	OR	anesthetic_type = 7 for a procedure_code beginning with 5MD or 5PC
Narcotic	narcotic_flg = "Y"		
Spinal	spinal_flg = "Y"	OR	anesthetic_type = 2 for a procedure_code beginning with 5MD or 5PC
Combined Spinal and Epidural			anesthetic_type = C for a procedure_code beginning with 5MD or 5PC
Other	other_flg = "Y" or pudendal_flg = "Y"		
No Anesthetic	none_flg = "Y"		
Perineal Trauma			
Third or Fourth Degree Laceration	laceration_flg = "Y" AND laceration_degree = 3 or 4	OR	diagnosis_code begins with O702 or O703
Episiotomy	episiotomy_flg = "Y"		
Cervical Tear	cervical_tear_flg = "Y"	OR	diagnosis_code begins with O713
Mode of Delivery			
Spontaneous Vaginal			procedure_code begins with 5MD50, 5MD51, 5MD52, 5MD56AA, 5MD56NL, 5MD56NP, 5MD56NU, 5MD56NM,

	PDR variables		CIHI Codes
			5MD56NQ, 5MD56NV, 5MD56GH, 5MD56PA, 5MD56PD, 5MD56PG, 5MD56PB, 5MD56PE, or 5MD56PH
Assisted Vaginal			procedure_code begins with 5MD53, 5MD54, 5MD55, 5MD56NN, 5MD56NR, 5MD56NW, 5MD56PC, 5MD56PF, or 5MD56PJ
Vacuum			procedure_code begins with 5MD54
Forceps			procedure_code begins with 5MD53, 5MD56NN, 5MD56NR, 5MD56NW, 5MD56PC, 5MD56PF, or 5MD56PJ
Forceps and Vacuum			procedure_code begins with 5MD55 procedure_code begins with 5MD54 AND any of the following procedure codes is also on the abstract: 5MD53, 5MD55, 5MD56NN, 5MD56NR, 5MD56NW, 5MD56PC, 5MD56PF, or 5MD56PJ
Cesarean			procedure_code begins with 5MD60
	csection_type = 1, 2, 3, or 4	AND	no procedure_code begins with 5MD5 or 5MD60
Emergency Primary	csection_type = 2	AND	procedure_code begins with 5MD60
Emergency Repeat	csection_type = 4	AND	procedure_code begins with 5MD60
Elective Primary	csection_type = 1	AND	procedure_code begins with 5MD60
Elective Repeat	csection_type = 3	AND	procedure_code begins with 5MD60
Vaginal Birth After Cesarean (VBAC)			
VBAC Eligible	(vbac_eligible = "Y" and prev_cesarian_deliv ≥ 1) OR (vbac_eligible = "U" or " " and baby_presentation_delivery = 6 and prev_cesarian_deliv ≥ 1 and Maximum(baby_sequence) = 1)		
	(vbac_eligible = "U" or " " and baby_presentation_delivery = 9 and gestational age ≥ 37 and prev_cesarian_deliv ≥ 1 and Maximum(baby_sequence) = 1)	AND	procedure_code begins with 5MD5
VBAC Attempted	(vbac_attempted = "Y" and prev_cesarian_deliv is ≥ 1) OR (vbac_attempted = "U", "A", or " " and prev_cesarian_deliv ≥ 1 and ((labour_ind_flg = "Y") or (labour_spont_flg = "Y" and labour_aug_flg = "Y"))))		
VBAC Success	Woman VBAC Eligible and VBAC Attempted (above)	AND	procedure_code begins with 5MD5
Maternal Morbidity			

	PDR variables		CIHI Codes
Liver Complications (updated 2016)	pp_fatty_liver = "Y" or pp_liver_hematoma = "Y"	OR	diagnosis_code begins with K760, O266, or O904
Urinary Tract Infection (updated 2016)	pp_uti = "CY", "PY", "OT", "UN"	OR	diagnosis_code begins with N10, N11, N12, N15, N30, N34, N390, O23, O861, O862, or O863
Sepsis (updated 2016)	pp_pos_blood_culture = "Y"	OR	diagnosis_code begins with A40, A41, O753, or O85
Wound Infection	pp_wound_infection = "Y"	OR	diagnosis_code begins with O860 or T814
Postpartum Hemorrhage with Transfusion	blood_transfusion_flg = "Y"	AND	diagnosis_code begins with O72
Postpartum Hemorrhage with Hysterectomy			diagnosis_code begins with O72 AND (procedure_code begins with 5MD60CB, 5MD60KE, 5MD60RC, or 5MD60RD; OR procedure_code begins with 1RM87LAGX and extent = SU; OR procedure_code begins with 1RM89 AND there is no procedure_code beginning with 1PL74, 1RS74, or 1RS80)
Antepartum Hemorrhage with Transfusion	blood_transfusion_flg = "Y" and risk_code = 8 blood_transfusion_flg = "Y"	AND	diagnosis_code begins with O441, O45, O46, O67, or O694 diagnosis_code begins with O15
Eclampsia HELLP	pp_hellp_syndrome = "Y" discharge_date ≥ April 1, 2012	AND	diagnosis_code begins with O142
Anesthetic Complications			diagnosis_code begins with O29, O740, O741, O742, O743, O744, O747, O748, O749, O89, or T885
Shock			diagnosis_code begins with O751
Stroke			diagnosis_code begins with G459, I6, or I7
Pulmonary Embolism			diagnosis_code begins with O88
Adverse Outcome of Labour or Delivery			
Moderate Maternal Adverse Outcome	screen_source = "DL" AND blood_transfusion_flg = "Y" OR (laceration_flg = "Y" AND laceration_degree = 3 or 4)	OR	diagnosis_code begins with O702 or O703 OR procedure_code begins with 5PC73JT, 5PC80JM, 5PC91GA, or 5PC91GC OR (diagnosis_code begins with O722 AND procedure_code begins with 1KT51, 1RM13, 1RM87LAGX, 1RM89, 5MD60CB, 5MD60KE, 5MD60RC, 5MD60RD, 5PC91HT, or 5PC91LA)
Moderate Neonatal Adverse Outcome	screen_source = "NB" and admission_weight ≥ 2,500 and gestational_age ≥ 37 and ((nicu_ii+nicu_iii ≥ 2) OR	AND	diagnosis_code does not begin with P832 or Q

	PDR variables		CIHI Codes
	(Length of stay <24 hours and <code>institution_to</code> = 104, 202, 109, 116, 703, 609, 501, 401, 302, 130, 115, 112, or 102) OR (0 ≤ <code>apgar_5 minutes</code> <7))		
Severe Maternal Adverse Outcome	<code>screen_source</code> = "DL"	AND	<code>diagnosis_code</code> begins with O7118, O95 or O97 OR <code>procedure_code</code> begins with 1GZ30CJ, 1GZ30JH, 1GZ31CAND, 1GZ31CBND, 1GZ31CRND, 1GZ31GPND, 1GZ38JAND, 1GZ38JANE, 1GJ50CANG, or 1GJ50CATS
Severe Neonatal Adverse Outcome	<code>screen_source</code> = "NB" and <code>admission_weight</code> ≥ 2,500 and gestational age ≥ 37 and (<code>discharge_to</code> = "D" or <code>stillbirth</code> = "A")	AND	<code>diagnosis_code</code> does not begin with P832 or Q
	<code>screen_source</code> = "NB" and <code>admission_weight</code> ≥ 2,000	AND	<code>diagnosis_code</code> begins with P100, P101, P104, P108, P109, P113, P114, P115, P122, P13 (excluding P134), P140, P141, P142, P143, P148, or P149
Maternal Length of Stay			
Antepartum Length of Stay	For the Delivery Episode of Care, hours between (<code>delivery_date</code> <code>delivery_time</code> – <code>admission_date</code> <code>admission_time</code>) where <code>institution_id</code> for the Delivery Admission ≠ 976 or 977		
Postpartum Length of Stay	For the Delivery Episode of Care, hours between (<code>discharge_date</code> <code>discharge_time</code> – <code>delivery_date</code> <code>delivery_time</code>) where <code>institution_id</code> for the Delivery Admission ≠ 976 or 977		
Total Length of Stay	For the Delivery Episode of Care, hours between (<code>discharge_date</code> <code>discharge_time</code> – <code>admission_date</code> <code>admission_time</code>) where <code>institution_id</code> for the Delivery Admission ≠ 976 or 977		
Maternal Transfers			
Transferred to Acute Care	<code>screen_source</code> = "DL" and <code>institution_to</code> = 101, 102, 104, 105, 106, 107, 109, 111, 112, 113, 115, 116, 121, 123, 128, 130, 131, 134, 135, 136, 201, 202, 203, 204, 206, 217, 301, 302, 303, 305, 309, 401, 402, 403, 404, 405, 406, 408, 409, 417, 419, 501, 502, 507, 508, 510, 511,		

	PDR variables		CIHI Codes
	601, 602, 603, 604, 606, 609, 651, 654, 655, 701, 702, 703, 704, 705, 707, 708, 713, 714, 715, 716, 717, 752, 753, 754, 755, 756, 801, 803, 804, 851, 854, 859, 901, 902, 903, 904, 906, 907, 912, 917, 918, 929, 973, or 974		
Transfer to a Higher Level of Care	<p>screen_source = "DL" AND discharge_date < April 1, 2013 AND (institution_id ≠ 104, 109, 202, 102, 302, 401, 703, or 501 AND institution_to = 104, 105, 109, 202, 102, 302, 401, 703, or 501)</p> <p>OR</p> <p>(institution_id ≠ 104, 109, 202, or 102 AND institution_to = 104, 105, 109, 202, or 102)</p>		
	<p>screen_source = "DL" AND discharge_date ≥ April 1, 2013 AND (institution_id ≠ 104, 109, 202, 102, 116, 302, 401, 703, or 501 AND institution_to = 104, 105, 109, 116, 202, 102, 302, 401, 703, or 501)</p> <p>OR</p> <p>(institution_id ≠ 104, 109, 202, or 102 AND institution_to = 104, 105, 109, 202, or 102)</p>		
Post-Delivery Admission Diagnoses			
Routine Postpartum Care (updated 2016)	Post-Delivery Admission	AND	diagnosis_type = "M" and diagnosis_cd begins with Z390, Z392, or Z488
Postpartum Hemorrhage	Post-Delivery Admission	AND	diagnosis_type = "M" and diagnosis_cd begins with O72
Postpartum Infection (updated 2016)	Post-Delivery Admission	AND	diagnosis_type = "M" and diagnosis_cd begins with A40, A41, N10, N11, N12, N15, N30, N34, N390, O753, O85, O86, or T814
Other Diseases Complicating Pregnancy	Post-Delivery Admission	AND	diagnosis_type = "M" and diagnosis_cd begins with O99
Hypertension or Eclampsia (updated 2016)	Post-Delivery Admission	AND	diagnosis_type = "M" and diagnosis_cd begins with I100, O10, O11, O13, O14, O15, or O16
Other Wound Issues	Post-Delivery Admission	AND	diagnosis_type = "M" and diagnosis_cd begins with O70, O71, O75404, O900, O901, O902, or T813
Care of Breasts	Post-Delivery Admission	AND	diagnosis_type = "M" and diagnosis_cd begins with O91, O92, or Z391
Retained Placenta Without Hemorrhage	Post-Delivery Admission	AND	diagnosis_type = "M" and diagnosis_cd begins with O73

	PDR variables		CIHI Codes
Pregnancy-Associated Mental Health	Post-Delivery Admission	AND	diagnosis_type = "M" and diagnosis_cd begins with F53
Complications of Anesthesia	Post-Delivery Admission	AND	diagnosis_type = "M" and diagnosis_cd begins with O74, O89, or T885
Multiple Gestation	multiple_birth_count >1		
In-Hospital Perinatal Mortality			
Crude Stillbirths (includes complete late pregnancy terminations)	stillbirth = "A", "P", or "U"		
Stillbirth >=500g	stillbirth = "A", "P", or "U" and admission_weight ≥ 500		
Early Neonatal Death	stillbirth = "N" and discharge_to = "D" and (discharge_date – date_of_birth) <7 days		
Late Neonatal Death	stillbirth = "N" and discharge_to = "D" and 7 days ≤ (discharge_date – date_of_birth) ≤ 27 days		
Post Neonatal Death	stillbirth = "N" and discharge_to = "D" and 28 days ≤ (discharge_date – date_of_birth) ≤ 364 days		
Birth Injury			diagnosis_code begins with P100, P101, P104, P108, P109, P11, P12, P13, P14, or P15
Neonatal Morbidity			
Sepsis	baby_pos_blood_culture = "Y"	OR	diagnosis_code begins with A40, A41, or P36
Intracranial Hemorrhage			diagnosis_code begins with P10 or P52
Respiratory Distress Syndrome			diagnosis_code begins with P220
Transient Tachypnea			diagnosis_code begins with P221
Other Respiratory Condition			diagnosis_code begins with A481, J, P228, P229, P23-P27, P280, P281, P282, P283, P284, P288, P289, Q30-Q34, Q791, R091, or Z902
	0 ≤ apgar_5_minutes <7	AND	diagnosis_code begins with P285
Any Neonatal Morbidity			diagnosis_code begins with A40, A41, A481, J, P10, P220, P221, P228, P229, P23-P27, P36, P280, P281, P282, P283, P284, P288, P289, P52, Q30-Q34, Q791, R091, or Z902
	0 ≤ apgar_5_minutes <7	AND	diagnosis_code begins with P285
Congenital Anomalies			
Any Congenital Anomaly			diagnosis_code begins with Q
Chromosomal			diagnosis_code begins with Q90-Q99
Circulatory System			diagnosis_code begins with Q20-Q28
Cleft Lip or Palate			diagnosis_code begins with Q35-Q37
Digestive System			diagnosis_code begins with Q38-Q45
Eye, Ear, Face, or Neck			diagnosis_code begins with Q10-Q18

	PDR variables		CIHI Codes
Genital Organs			diagnosis_code begins with Q50-Q56
Musculoskeletal System			diagnosis_code begins with Q65-Q79
Nervous System			diagnosis_code begins with Q00-Q07
Respiratory System			diagnosis_code begins with Q30-Q34
Urinary System			diagnosis_code begins with Q60-Q64
Other Specific Anomaly			diagnosis_code begins with Q80-Q89
Newborn Length of Stay	For the Birth Episode of Care, hours between (discharge_date discharge_time – admission_date admission_time) where institution_id for the Birth Admission ≠ 976 or 977		
Newborn Feeding			
Exclusive Breastfeeding	newborn_feeding = "BR"		
Non-Exclusive Breastfeeding	newborn_feeding = "BF"		
No Breastfeeding	newborn_feeding = "FR"		
Any Breastfeeding	newborn_feeding = "BR" or "BF"		
Weight for Gestational Age			
Small for Gestational Age	Baby's weight is below the 10 th percentile for gestational age and sex Based on gestational age, sex , multiple_birth_count , and admission_weight where screen_source = "NB" and sex = "M" or "F"		
Large for Gestational Age	Baby's weight is above the 90 th percentile for gestational age and sex Based on gestational age, sex , multiple_birth_count , and admission_weight where screen_source = "NB" and sex = "M" or "F"		
Low Birthweight Singletons	screen_source = "NB" and 5 ≤ admission_weight < 2500 and stillbirth = "N" and multiple_birth_count = 1		
Premature Birth			
Spontaneous Preterm	gestational age <37 and labour_spont_flg = "Y" gestational age <37 and labour_none_flg = "Y" and (cesarean_type = 0	OR	Mother does not have a procedure_code beginning with 5MD60)
Iatrogenic Preterm	gestational age <37 and labour_ind_flg = "Y" gestational age <37 and labour_none_flg = "Y" and		

	PDR variables	CIHI Codes
Neonatal Intensive Care Use	<p>cesarean_type = 1, 2, 3, or 4</p> <p>nicu_ii > 0 or nicu_iii > 0 for the Birth Episode of Care</p>	
Neonatal Transfer		
Transferred to Acute Care	<p>screen_source= "NB" and</p> <p>discharge_to= "O" and</p> <p>institution_to = 101, 102, 104, 105, 106, 107, 109, 111, 112, 113, 115, 116, 121, 123, 128, 130, 131, 134, 135, 136, 201, 202, 203, 204, 206, 217, 301, 302, 303, 305, 309, 401, 402, 403, 404, 405, 406, 408, 409, 417, 419, 501, 502, 507, 508, 510, 511, 601, 602, 603, 604, 606, 609, 651, 654, 655, 701, 702, 703, 704, 705, 707, 708, 713, 714, 715, 716, 717, 752, 753, 754, 755, 756, 801, 803, 804, 851, 854, 859, 901, 902, 903, 904, 906, 907, 912, 917, 918, 929, 973, or 974</p>	
Transfer to Higher Level of Care	<p>screen_source = "NB" and</p> <p>institution_id ≠ 102, 104, 109, 112, 116, 121, 130, 202, 302, 401, 501, 609, or 703 and</p> <p>discharge_to = "O" and</p> <p>institution_to = 102, 104, 105, 109, 112, 116, 121, 130, 202, 302, 401, 501, 609, or 703</p>	
	<p>screen_source = "NB" and</p> <p>discharge_to = "O" and</p> <p>institution_id ≠ 104, 109, 116, or 202 and</p> <p>institution_to = 104, 105, 109, 116, or 202</p>	
Transfer to Acute Care Facility with Equal or Lower Level of Care	<p>screen_source = "NB" and</p> <p>discharge_to = "O" and</p> <p>institution_id = 104, 109, 116, or 202 and</p> <p>institution_to = 101, 102, 104, 105, 106, 107, 109, 111, 112, 113, 115, 116, 121, 123, 128, 130, 131, 134, 135, 136, 201, 202, 203, 204, 206, 217, 301, 302, 303, 305, 309, 401, 402, 403, 404, 405, 406, 408, 409, 417, 419, 501, 502, 507, 508, 510, 511, 601, 602, 603, 604, 606, 609, 651, 654, 655, 701, 702, 703, 704, 705, 707, 708, 713, 714, 715, 716, 717, 752, 753, 754, 755, 756, 801, 803, 804, 851, 854, 859, 901, 902, 903, 904, 906, 907, 912, 917, 918, or 929</p>	
	<p>screen_source= "NB" and</p>	

	PDR variables		CIHI Codes
	discharge_to = "O" and institution_id = 102, 112, 121, 130, 302, 401, 501, 609, or 703 and institution_to = 101, 102, 106, 107, 111, 112, 113, 115, 121, 123, 128, 130, 131, 134, 135, 136, 201, 203, 204, 206, 217, 301, 302, 303, 305, 309, 401, 402, 403, 404, 405, 406, 408, 409, 417, 419, 501, 502, 507, 508, 510, 511, 601, 602, 603, 604, 606, 609, 651, 654, 655, 701, 702, 703, 704, 705, 707, 708, 713, 714, 715, 716, 717, 752, 753, 754, 755, 756, 801, 803, 804, 851, 854, 859, 901, 902, 903, 904, 906, 907, 912, 917, 918, or 929		
Resuscitation After Birth	ippv_mask_flg = "Y" or ippv_ett_flg = "Y" or chest_compress_flg = "Y" or drugs = "Y"		
Post-Neonatal Admission Diagnoses			
Jaundice	Post-Neonatal Admission	AND	diagnosis_type = "M" and diagnosis_cd begins with P58, P59, or R17
Low Birth Weight or Preterm Birth	Post-Neonatal Admission	AND	diagnosis_type = "M" and diagnosis_cd begins with P07
Congenital Anomalies	Post-Neonatal Admission	AND	diagnosis_type = "M" and diagnosis_cd begins with G901, P293, or Q
Feeding Problems	Post-Neonatal Admission	AND	diagnosis_type = "M" and diagnosis_cd begins with K21, P741, P7881, P92, R633, or R634
Respiratory Infections	Post-Neonatal Admission	AND	diagnosis_type = "M" and diagnosis_cd begins with A37, J00-J06, J12-J18, J20-J22, or P23
Respiratory Distress	Post-Neonatal Admission	AND	diagnosis_type = "M" and diagnosis_cd begins with P22
Other Infections	Post-Neonatal Admission	AND	diagnosis_type = "M" and diagnosis_cd begins with A (except A37), B, H60-H66, K61, L0, M86, P027, P35-P38, P39 (except P393), P77, R572, T802, T814, T827, or T835
Apnea	Post-Neonatal Admission	AND	diagnosis_type = "M" and diagnosis_cd begins with G4730, P283, P284, or R068
Urinary Tract Infections	Post-Neonatal Admission	AND	diagnosis_type = "M" and diagnosis_cd begins with N390 or P393
Isoimmunization			diagnosis_type = "M" and diagnosis_cd begins with P55
"Normal Labour"	labour_spont_flg = "Y" and prev_cesarian_deliv = 0 and multiple_birth_count = 1 and baby_presentation_delivery = 6 and gestational_age is between 37 and 41		

	PDR variables		CIHI Codes
“Normal Childbirth”	<code>general_flg ≠ "Y"</code> and <code>spinal_flg ≠ "Y"</code> and <code>episiotomy_flg ≠ "Y"</code>	AND	<code>procedure_code</code> does not begin with 5MD53, 5MD54, 5MD55, 5MD56NN, 5MD56NR, 5MD56NW, 5MD56PC, 5MD56PF, 5MD56PJ, or 5MD60 AND <code>anesthetic_type</code> ≠ 1, 2, or 4 for a <code>procedure_code</code> beginning with 5MD
Cervical Dilation on Admission			
0-3cm	$0 \leq \text{cervical_dilation_on_admis} < 4$		
4-10cm	<code>cervical_dilation_on_admis</code> ≥ 4		
Unknown	<code>cervical_dilation_on_admis</code> = null		
Duration of Labour Stages			
Duration of First Stage	hours between (<code>second_stage_date</code> <code>second_stage_time</code> – <code>first_stage_date</code> <code>first_stage_time</code>) where <code>first_stage_date</code> and <code>second_stage_date</code> ≠ null and <code>labour_none_flg</code> ≠ "Y"		
Duration of Second Stage	hours between (<code>delivery_date</code> <code>delivery_time</code> – <code>second_stage_date</code> <code>second_stage_time</code>) where <code>second_stage_date</code> ≠ null and <code>labour_none_flg</code> ≠ "Y"		
Low Apgar Score	$0 \leq \text{apgar_5_minutes} < 7$		

Gestational Age Algorithm

Gestational age at delivery is calculated using an algorithm consistent with that recommended by the Society of Obstetricians and Gynaecologists of Canada. The algorithm takes into account the last menstrual period (LMP), early ultrasound (EUS) before 20 weeks, newborn clinical exam, and chart documented estimate of gestational age. Accurate documentation of each of these on patient charts, including the estimated weeks and days gestation at early ultrasound, permits the most accurate calculation by PSBC.

Gestational age in completed weeks[§] based on LMP and EUS is calculated as follows:

1. If LMP* is recorded and there is no EUS, use GA from LMP.
2. If LMP is recorded, there is no EUS[^], but clinical exam of baby gives a GA at least 3 weeks different than LMP, use GA from newborn clinical exam.
3. If LMP is recorded and equal to GA – in weeks – from EUS at <14 weeks, use GA from LMP. If estimates are not equal, use GA from EUS.
4. If LMP is recorded and within 1 week of GA from EUS at 14-20 weeks, use GA from LMP. If difference is more than 1 week, use GA from EUS.
5. If LMP is not recorded but GA from EUS <20 weeks is recorded, use GA from EUS.
6. If LMP and EUS are not recorded, use GA from newborn clinical exam.
7. If LMP, EUS, and newborn clinical exam are not recorded, use GA from chart documentation.
8. If all are missing or out of range, GA is missing.

[§] Completed weeks of gestation is a term used in the estimated age of the fetus calculated from the first day of the LMP or US. A completed week increments at 7-day intervals. For instance 37 completed weeks includes the time span from 37 weeks and 0 days to 37 weeks and 6 days.

* only LMP estimates of 15-45 weeks are considered. All others are treated as missing.

[^] only GA estimates of 17-43 weeks from EUS are considered. All others are treated as missing.