



Perinatal Health Report  
British Columbia  
2018/19

## **Publication Information**

Copyright © 2021 by Perinatal Services BC

Citation: Perinatal Services BC (March 2021). *Perinatal Health Report: British Columbia 2018/19*. Vancouver, BC.

Perinatal Services BC  
260 – 1770 West 7th Avenue  
Vancouver, BC V6J 4Y6

T: 604-877-2121

F: 604-872-1987

[psbc@phsa.ca](mailto:psbc@phsa.ca)

[www.perinatalervicesbc.ca](http://www.perinatalervicesbc.ca)

# Contents

	<b>Page</b>
<b>General Notes</b>	<b>vi</b>
<b>Section 1: Maternal Health</b>	<b>1</b>
Total Deliveries	2
Deliveries by Resident Health Authority	3
Deliveries Within Home Health Authority	4
Deliveries by Parity	5
Average and Median Maternal Age at Delivery by Parity	5
Maternal Age at Delivery	6
Maternal Age at Delivery, Nulliparous Women	7
Maternal Age at Delivery, Parous Women	8
Antenatal Care Visits	9
Pre-Pregnancy Body Mass Index (BMI)	10
Appropriate Weight Gain During Pregnancy by Pre-Pregnancy Body Mass Index (BMI)	11
Hypertensive Disorders of Pregnancy	12
Diabetes Mellitus in Pregnancy	13
Substance Use During Pregnancy	14
Cigarette Use at Any Time During Pregnancy by Maternal Age	15
Cigarette Use at Any Time During Pregnancy by Parity	16
Maternal Screening Tests	17
Uptake of Prenatal Genetic Screening by Maternal Age	18
Types of Down Syndrome Screening Performed by Maternal Age	19
Uptake of Invasive Diagnostic Testing by Down Syndrome Screening Indications	20
Use of Artificial Reproductive Technology by Plurality	21
Use of Artificial Reproductive Technology, Nulliparous Women by Age	22
<b>Section 2: Labour and Delivery</b>	<b>23</b>
Labour Augmentation	24
Method of Labour Augmentation	25
Labour Induction	26
Method of Labour Induction	27
Primary Indication for Labour Induction	28
Method of Fetal Surveillance During Labour	29
Vaginal Delivery	30
Vaginal Delivery by Maternal Age	31
Type of Vaginal Delivery	32

	<b>Page</b>
Perineal Trauma	33
Cesarean Delivery	34
Cesarean Delivery by Maternal Age	35
Type of Cesarean Delivery	36
Primary Indication for Cesarean Delivery	37
Vaginal Birth After Cesarean (VBAC)	38
Anesthesia or Analgesia During Labour and Delivery, Vaginal Deliveries	39
Anesthesia or Analgesia During Labour and Delivery, Cesarean Deliveries with Labour	40
Epidural Anesthesia or Analgesia During Labour and Delivery by Parity	41
Delivery Provider	42
Deliveries with Midwifery-Involved Care	43
Deliveries at Home with a Registered Midwife	44
Length of Stay (Hours) for the Delivery Episode of Care (Antepartum, Postpartum, and Total) by Mode of Delivery	45
Maternal Morbidity	46
Adverse Outcome of Labour or Delivery	47
Maternal Hospital Transfers	48
Post-Delivery Admissions	49
<b>Section 3: Newborn Health</b>	<b>50</b>
Total Births	51
Total Births by Resident Health Authority	52
Births Part of a Multiple Gestation	53
Preterm Birth	54
Low Birthweight Singletons	55
Weight for Gestational Age	56
Newborn Resuscitation by Gestational Age	57
Birth Injury by Mode of Delivery	58
Neonatal Morbidity by Gestational Age	59
Type of Neonatal Morbidity	60
Congenital Anomalies	61
Open Neural Tube Defects and Selected Aneuploidies	62
Median Length of Stay (Hours) for the Birth Episode of Care by Mode of Delivery	63
Breastfeeding During the Birth Admission	64
Breastfeeding During the Birth Admission by Mode of Delivery	65
Neonatal Intensive Care Use During Birth Episode of Care by Gestational Age	66
Transfer to Another Hospital from the Birth Admission	67

	<b>Page</b>
Transfer to Another Hospital from the Birth Admission, Preterm Births	68
Post-Neonatal Admissions	69
In-Hospital Perinatal Mortality	70
<b>Section 4: 'Normal Labour'</b>	<b>71</b>
Deliveries with 'Normal Labour' by Resident Health Authority	72
Cervical Dilation at Admission	73
Labour Augmentation	74
Method of Fetal Surveillance During Labour	75
Anesthesia and Analgesia During Labour and Delivery	76
Median Length of Labour Stages (Hours) by Mode of Delivery	77
Median Length of Stay (Hours) in Acute Care for Delivery Episode of Care by Mode of Delivery	77
Mode of Delivery	78
Primary Indication for Cesarean Delivery	79
Delivery Provider	80
Deliveries with Midwifery-Involved Care	81
Deliveries with 'Normal Childbirth'	82
Newborn Resuscitation	83
Low 5 Minute Apgar Score	84
Weight for Gestational Age	85
Neonatal Intensive Care Use During Birth Episode of Care	86
<b>Definitions</b>	<b>87</b>
<b>Episodes Included in the Perinatal Health Report</b>	<b>99</b>
<b>Detailed Specifications for Selected Variables</b>	<b>101</b>
<b>Gestational Age Algorithm</b>	<b>113</b>

## **General Notes**

This report is based on delivery, postpartum transfer/readmission, newborn, and newborn transfer/readmission records submitted to Perinatal Services BC's British Columbia Perinatal Data Registry (BCPDR). The registry captures >99% of deliveries and births that occur in the province.

Records used to generate this report meet the following conditions:

- Mother delivery and baby newborn records must be linked. Unlinked mother delivery or newborn records are excluded (<0.2% of babies are not linked to a mother).
- Complete late terminations are excluded from all indicators except the Crude Stillbirth Rate; pregnancies involving selective fetal reduction are retained.
- Mother's delivery record has a discharge date between April 1, 2014 and March 31, 2019.
- Fiscal years begin on April 1 and end on March 31 of the following year. Fiscal year is based on the mother's discharge date from the delivery admission.
- Resident Health Authority was derived by linking the postal code on the mother's delivery record with the September 2016 version of BC Stats' Geocoding Self Service translation file.
- Rates with numerators of 1-4 cases are not reported (NR).

### **Terms used in the Perinatal Health Report (see specifications on pages 99 and 100)**

#### **Delivery Admission<sup>1</sup>**

- Record of care provided between admission to acute care and discharge from acute care for delivery of a baby. Woman can be discharged to home or to another hospital. OR
- Record of care provided by a registered midwife for deliveries at home.

#### **Delivery Episode of Care**

- Total time woman spent in one or more hospitals, beginning from admission to hospital for delivery of a baby. Includes the Delivery Admission and all acute care episodes captured in the BCPDR where the woman was discharged from one hospital and admitted directly to a different hospital.

#### **Maternal Admission**

- Any record of maternal care received by the BCPDR. Includes deliveries at home with a registered midwife, admissions to acute care for delivery, and postpartum readmissions or transfers within 42 days of delivery.

<sup>1</sup>NOTE: Until March 31, 2014, if a woman who delivered at home with a registered midwife was admitted to acute care within 24 hours of delivery, the acute care admission was her Delivery Admission and the transfer was not recorded. Effective April 1, 2014, all deliveries at home with a registered midwife have home as the location of the Delivery Admission. All admissions to acute care within 42 days, including those within 24 hours of delivery, are counted as Post-Delivery Admissions.

### Post-Delivery Admission<sup>1</sup>

- Any record of post-delivery maternal care received by the BCPDR. Includes acute care episodes that are transfers from another hospital and admissions from home, up to 42 days after delivery.

### Birth Admission<sup>1</sup>

- Record of care provided between baby's birth and discharge from acute care after birth. Baby can be discharged home or to another hospital. OR
- Record of care provided by a registered midwife for births at home.

### Birth Episode of Care

- Total time baby spent in hospital between birth and discharge home. Includes the Birth Admission and all acute care episodes captured in the BCPDR where baby was discharged from one hospital and admitted directly to a different hospital.

### Baby Admission

- Any record of baby care received by the BCPDR. Includes births at home with a registered midwife, admissions to acute care from birth, neonatal readmissions or transfers before 28 days of age, and continuous episodes of care (never discharged to home) from birth up to one year of age.

### Post-Neonatal Admission<sup>1</sup>

- Any record of post-birth baby care received by the BCPDR. Includes acute care episodes that are transfers from another hospital and admissions from home, up to 28 days after birth.

<sup>1</sup>NOTE: Until March 31, 2014, if a woman who delivered at home with a registered midwife was admitted to acute care within 24 hours of delivery, the acute care admission was her Delivery Admission and the transfer was not recorded. Effective April 1, 2014, all deliveries at home with a registered midwife have home as the location of the Delivery Admission. All admissions to acute care within 42 days, including those within 24 hours of delivery, are counted as Post-Delivery Admissions.

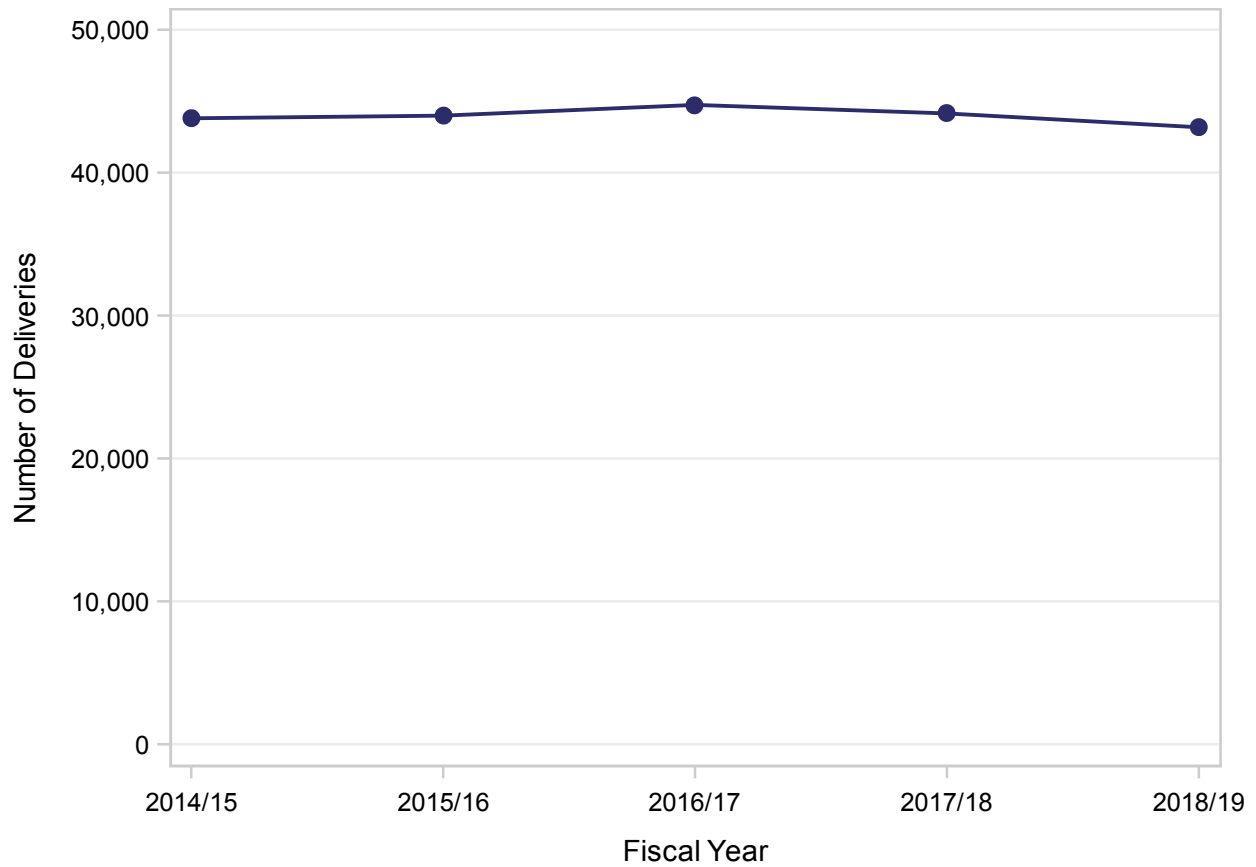
**Perinatal Health Report 2014/15 to 2018/19  
Deliveries in British Columbia**

**Section 1: Maternal Health**



## Total Deliveries

Deliveries in British Columbia: April 1, 2014 - March 31, 2019

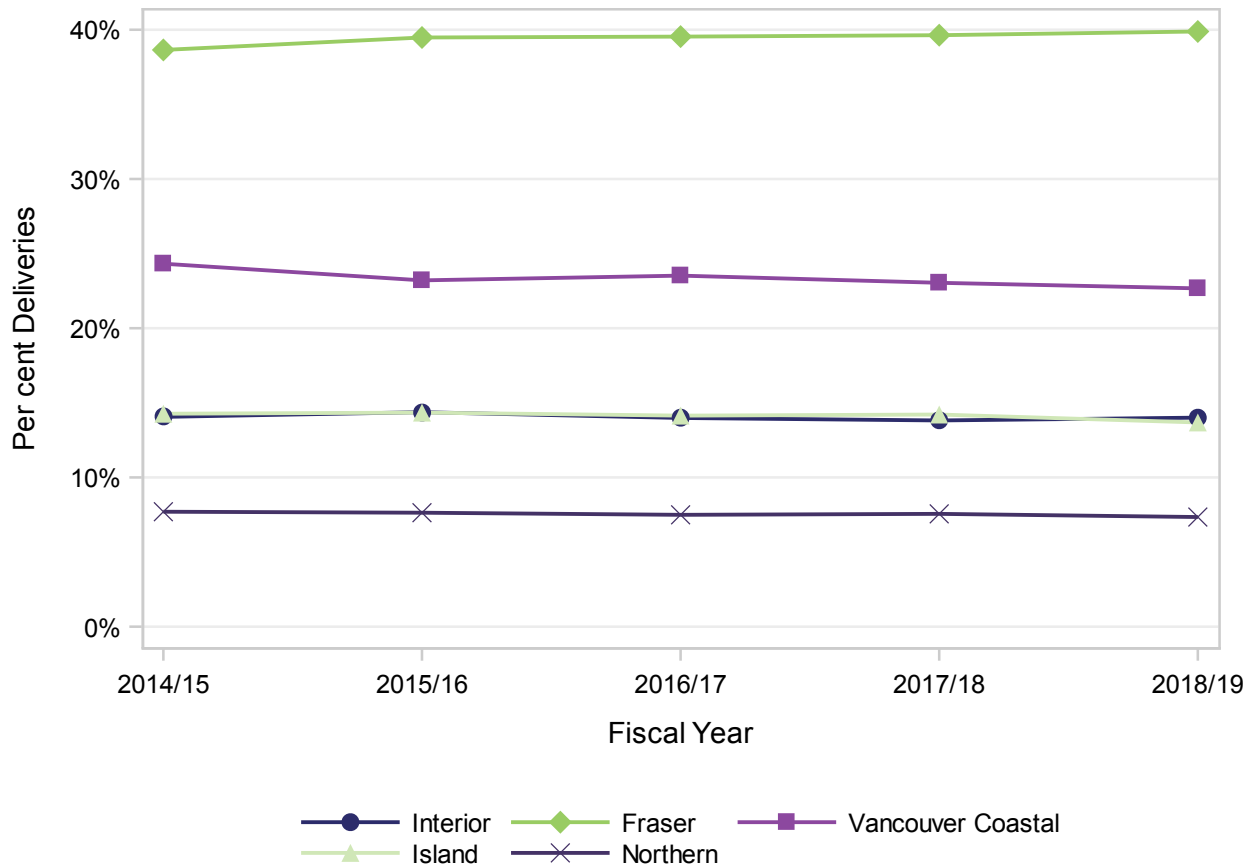


	Fiscal Year				
	2014/15	2015/16	2016/17	2017/18	2018/19
British Columbia	43,803	43,989	44,740	44,143	43,174

Definitions and specifications begin on Page 87 of this document.

## Deliveries by Resident Health Authority

Deliveries in British Columbia: April 1, 2014 - March 31, 2019

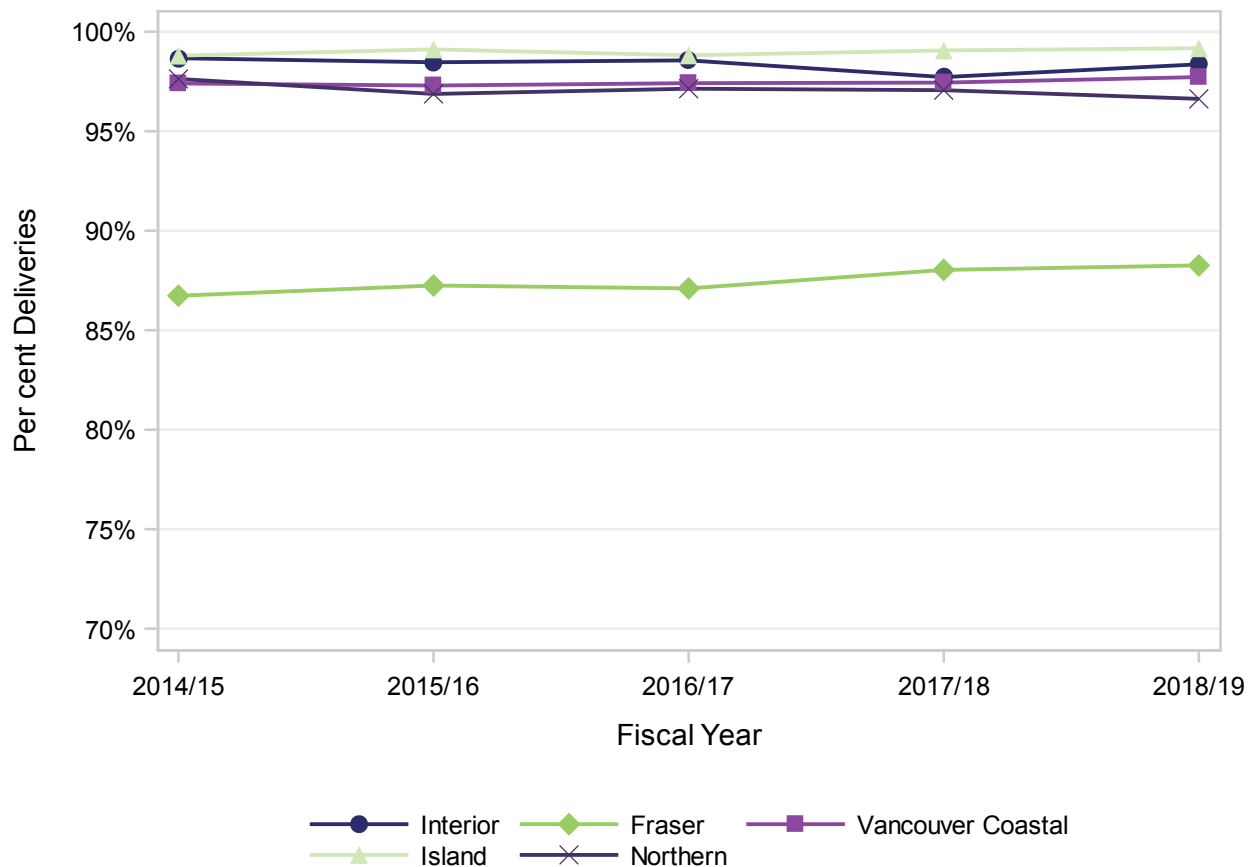


Health Authority	Fiscal Year									
	2014/15		2015/16		2016/17		2017/18		2018/19	
	Count	Per cent	Count	Per cent	Count	Per cent	Count	Per cent	Count	Per cent
Interior	6,158	14.1%	6,322	14.4%	6,257	14.0%	6,100	13.8%	6,047	14.0%
Fraser	16,928	38.6%	17,367	39.5%	17,690	39.5%	17,496	39.6%	17,219	39.9%
Vancouver Coastal	10,654	24.3%	10,208	23.2%	10,524	23.5%	10,172	23.0%	9,787	22.7%
Island	6,250	14.3%	6,310	14.3%	6,327	14.1%	6,275	14.2%	5,908	13.7%
Northern	3,374	7.7%	3,359	7.6%	3,353	7.5%	3,337	7.6%	3,172	7.3%

Deliveries to women with unknown, out of province, or out of country residence are not shown. Definitions and specifications begin on Page 87 of this document.

## Deliveries Within Home Health Authority

Deliveries in British Columbia: April 1, 2014 - March 31, 2019

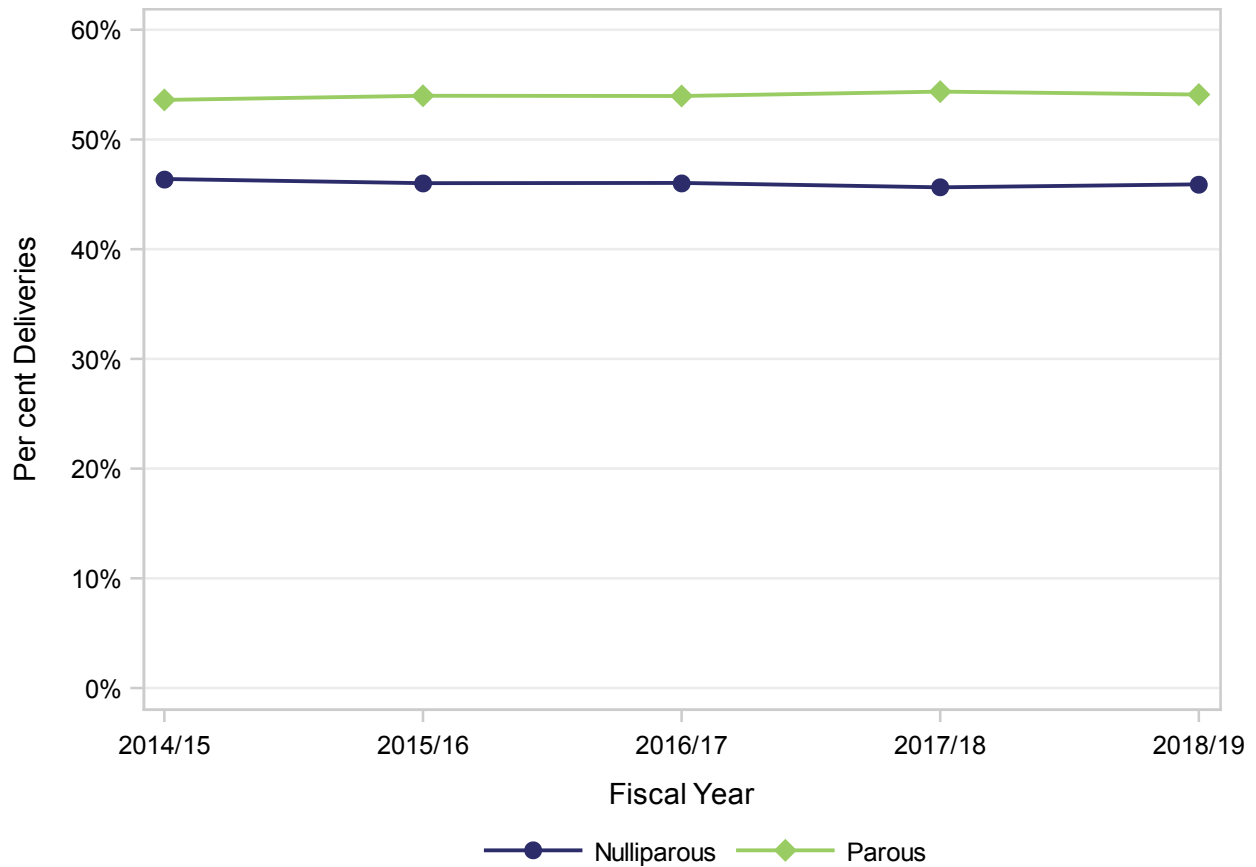


Health Authority	Fiscal Year				
	2014/15	2015/16	2016/17	2017/18	2018/19
Interior	98.7%	98.5%	98.6%	97.7%	98.4%
Fraser	86.7%	87.2%	87.1%	88.0%	88.3%
Vancouver Coastal	97.4%	97.3%	97.4%	97.4%	97.7%
Island	98.8%	99.1%	98.8%	99.1%	99.2%
Northern	97.6%	96.9%	97.1%	97.1%	96.6%

Deliveries to women with unknown, out of province, or out of country residence are not shown. Definitions and specifications begin on Page 87 of this document.

## Deliveries by Parity

Deliveries in British Columbia: April 1, 2014 - March 31, 2019



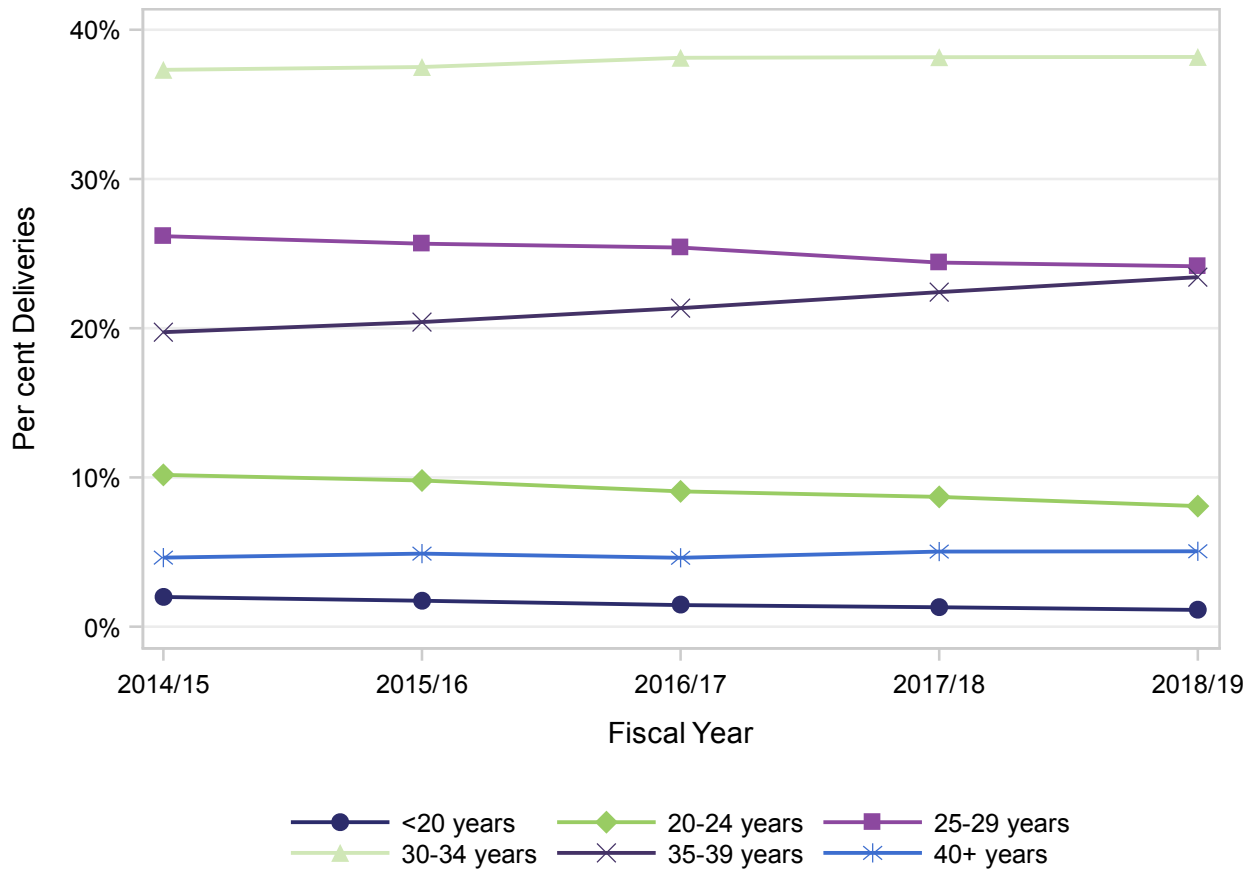
## Average and Median Maternal Age at Delivery by Parity

Parity	Fiscal Year									
	2014/15		2015/16		2016/17		2017/18		2018/19	
	Average	Median	Average	Median	Average	Median	Average	Median	Average	Median
All	31.3	31.4	31.4	31.6	31.6	31.8	31.8	32.0	32.0	32.2
Nulliparous	30.0	30.3	30.2	30.4	30.4	30.6	30.6	30.7	30.8	31
Parous	32.4	32.5	32.5	32.6	32.6	32.8	32.8	33.1	32.9	33.2

Definitions and specifications begin on Page 87 of this document.

# Maternal Age at Delivery

Deliveries in British Columbia: April 1, 2014 - March 31, 2019

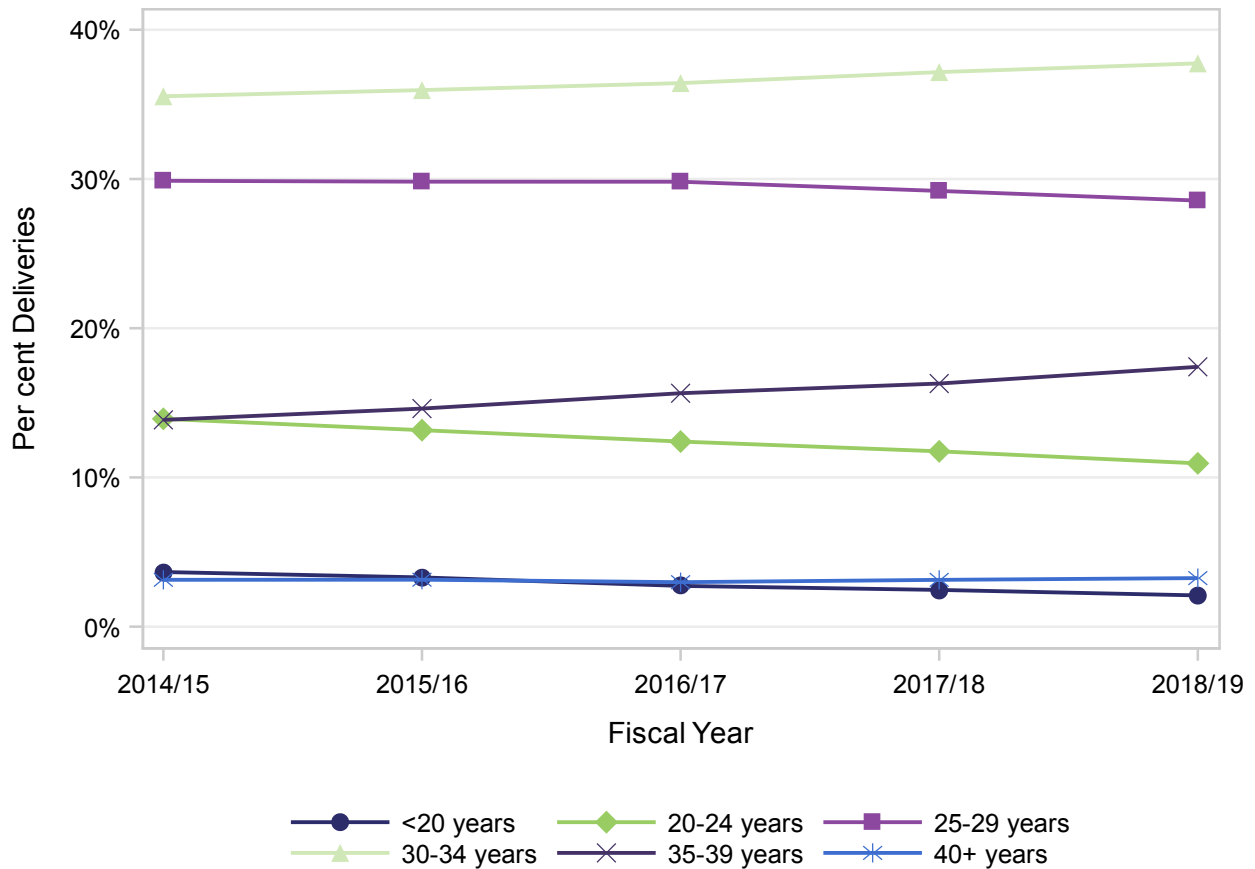


Maternal Age	Fiscal Year				
	2014/15	2015/16	2016/17	2017/18	2018/19
<20 years	2.0%	1.7%	1.4%	1.3%	1.1%
20-24 years	10.2%	9.8%	9.1%	8.7%	8.1%
25-29 years	26.2%	25.7%	25.4%	24.4%	24.1%
30-34 years	37.3%	37.5%	38.1%	38.2%	38.2%
35-39 years	19.7%	20.4%	21.3%	22.4%	23.4%
40+ years	4.6%	4.9%	4.6%	5.0%	5.1%

Definitions and specifications begin on Page 87 of this document.

## Maternal Age at Delivery Nulliparous Women

Deliveries in British Columbia: April 1, 2014 - March 31, 2019

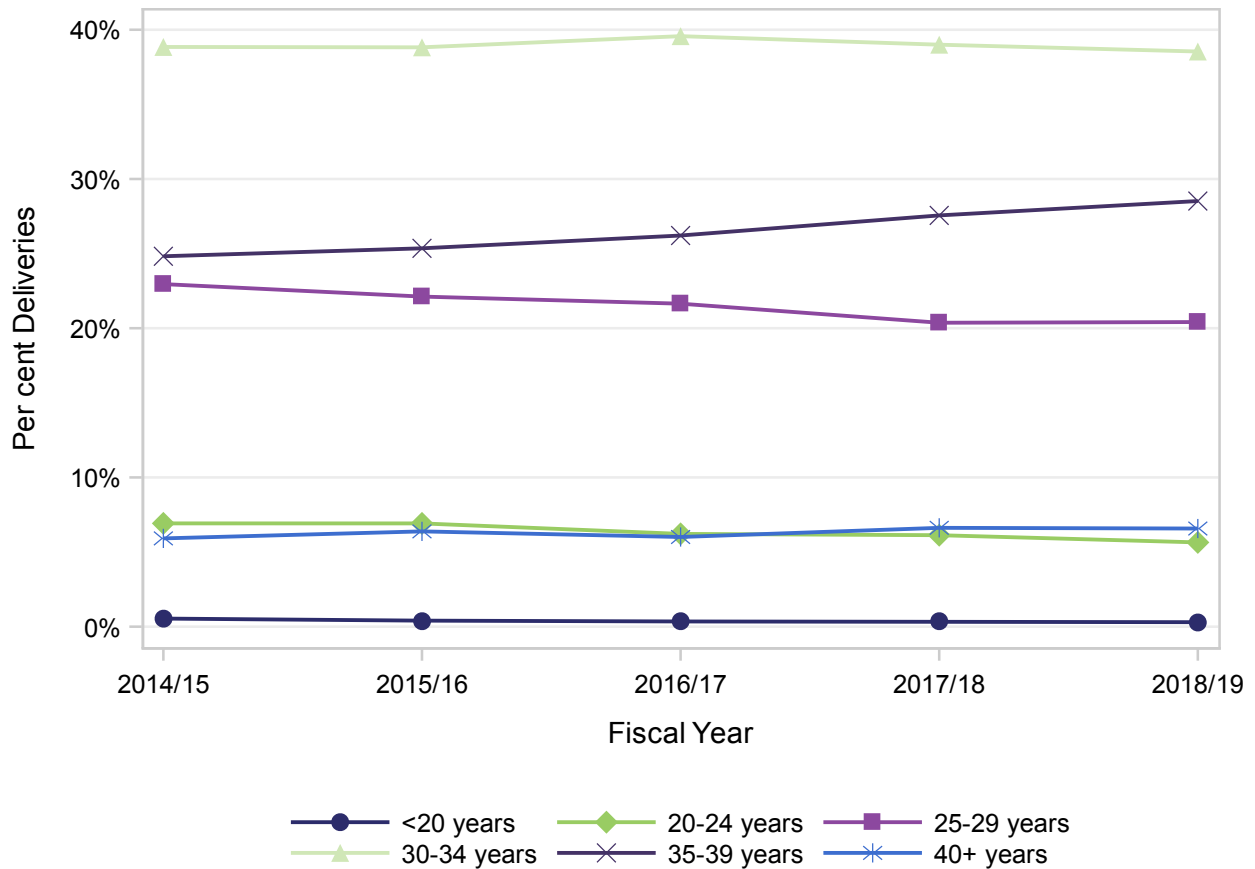


Maternal Age	Fiscal Year				
	2014/15	2015/16	2016/17	2017/18	2018/19
<20 years	3.7%	3.3%	2.7%	2.5%	2.1%
20-24 years	13.9%	13.2%	12.4%	11.7%	10.9%
25-29 years	29.9%	29.8%	29.8%	29.2%	28.6%
30-34 years	35.5%	36.0%	36.4%	37.2%	37.7%
35-39 years	13.9%	14.6%	15.6%	16.3%	17.4%
40+ years	3.1%	3.1%	3.0%	3.1%	3.3%

Definitions and specifications begin on Page 87 of this document.

## Maternal Age at Delivery Parous Women

Deliveries in British Columbia: April 1, 2014 - March 31, 2019



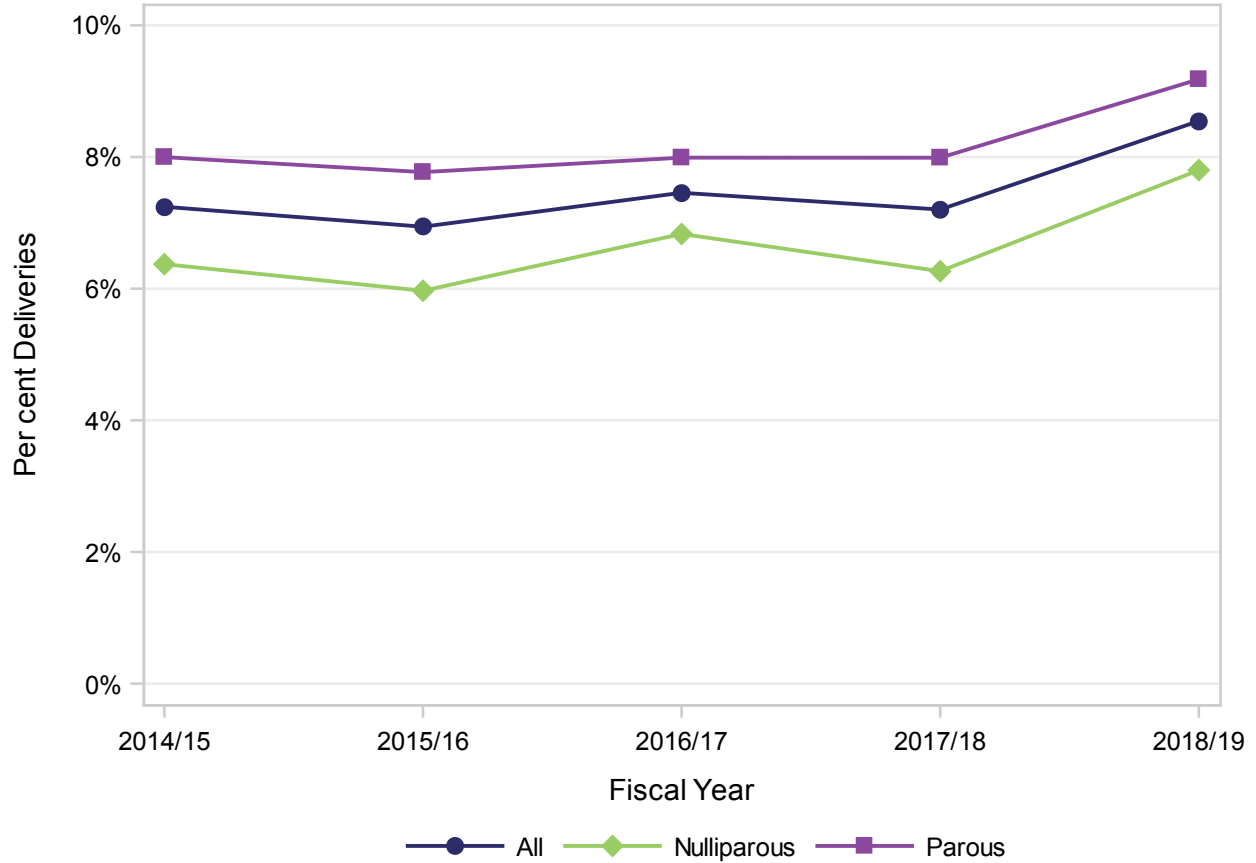
Maternal Age	Fiscal Year				
	2014/15	2015/16	2016/17	2017/18	2018/19
<20 years	0.5%	0.4%	0.3%	0.3%	0.3%
20-24 years	6.9%	6.9%	6.2%	6.1%	5.6%
25-29 years	23.0%	22.1%	21.6%	20.4%	20.4%
30-34 years	38.8%	38.8%	39.6%	39.0%	38.5%
35-39 years	24.8%	25.4%	26.2%	27.6%	28.5%
40+ years	5.9%	6.4%	6.0%	6.6%	6.6%

Definitions and specifications begin on Page 87 of this document.

## Antenatal Care Visits

Deliveries in British Columbia: April 1, 2014 - March 31, 2019

### Deliveries with <5 Antenatal Care Visits by Parity



### Deliveries with <5 Antenatal Care Visits or Missing Number of Visits

	Fiscal Year				
	2014/15	2015/16	2016/17	2017/18	2018/19
<5 Visits	7.2%	6.9%	7.5%	7.2%	8.5%
Missing Visits	10.5%	10.2%	7.8%	12.6%	7.3%

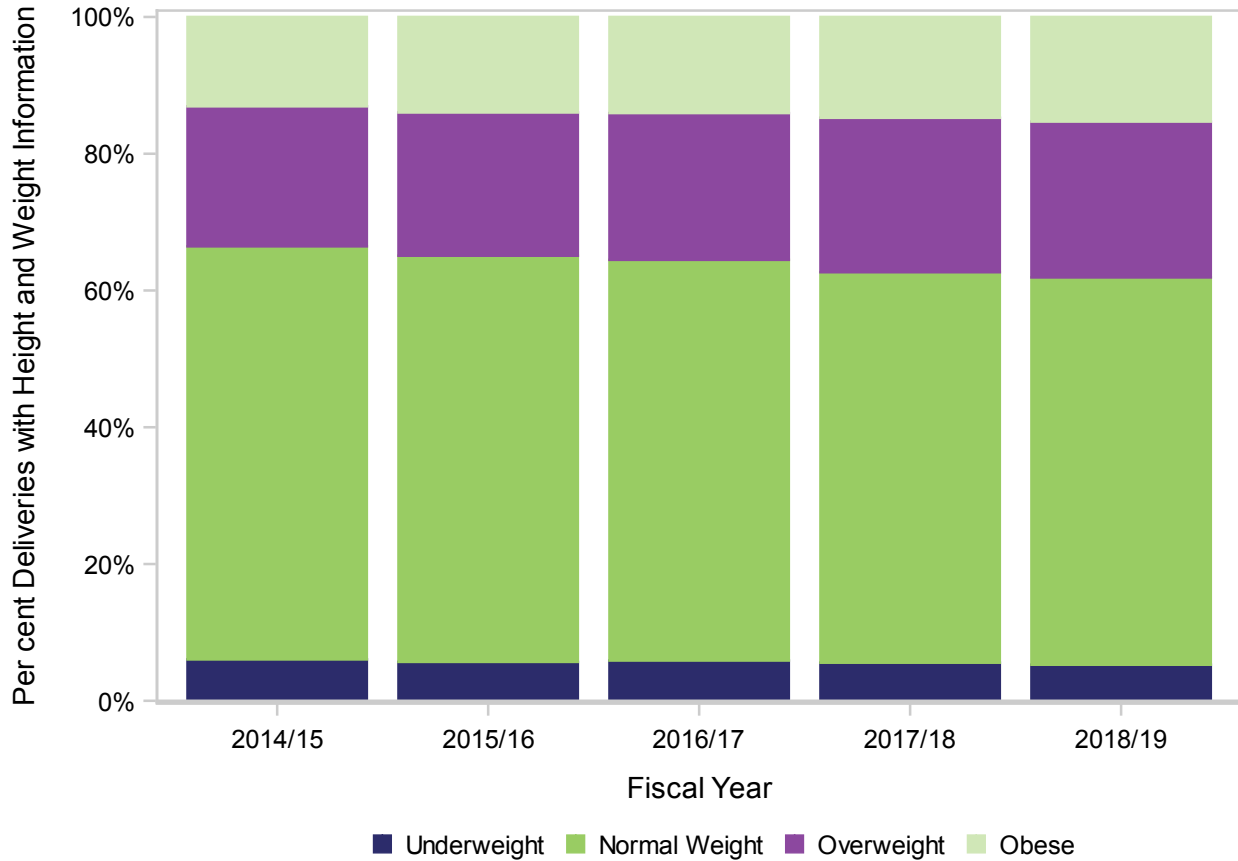
Definitions and specifications begin on Page 87 of this document.



## Pre-Pregnancy Body Mass Index (BMI)

Deliveries in British Columbia: April 1, 2014 - March 31, 2019

### Distribution of Pre-Pregnancy BMI Among Deliveries With COMPLETE Height and Weight



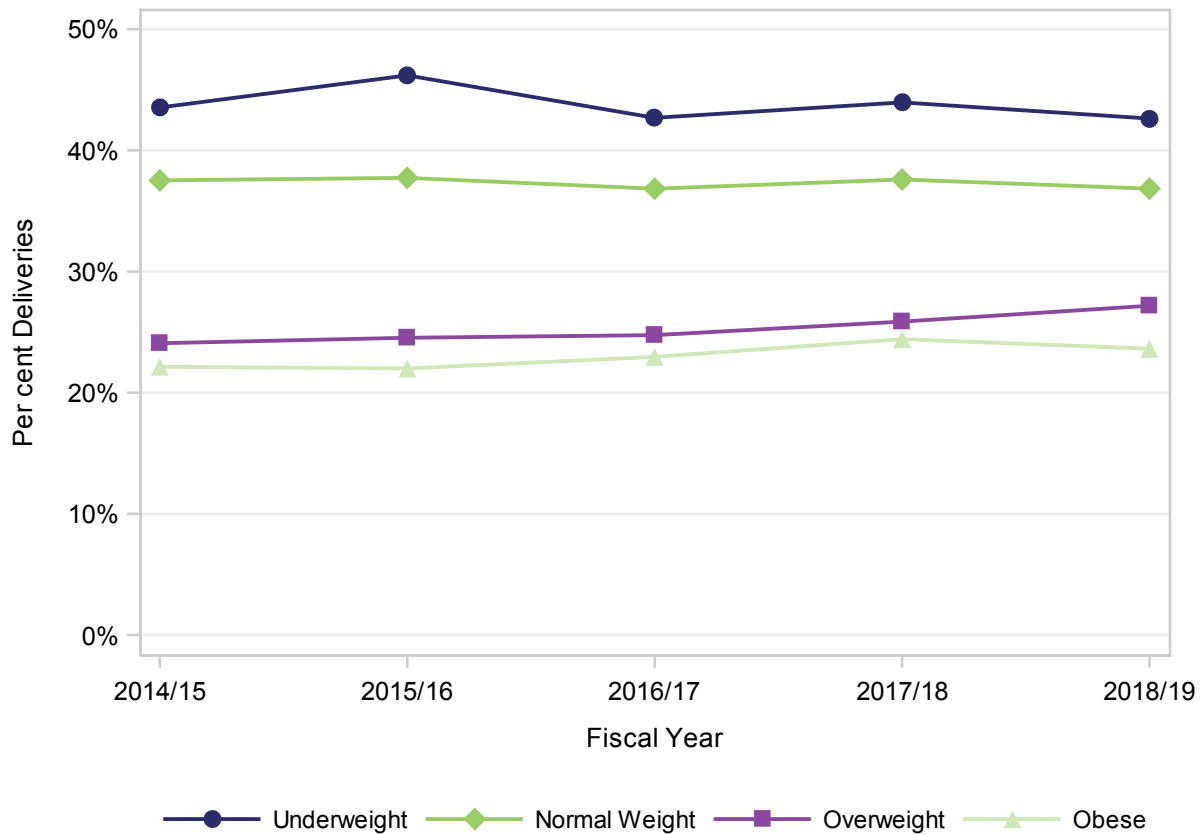
### Distribution of Pre-Pregnancy BMI Among ALL Deliveries

BMI Category	Fiscal Year				
	2014/15	2015/16	2016/17	2017/18	2018/19
Underweight	4.6%	4.4%	4.6%	4.4%	4.2%
Normal Weight	46.1%	45.8%	45.5%	45.0%	45.2%
Overweight	15.6%	16.2%	16.7%	17.8%	18.2%
Obese	10.0%	10.8%	10.9%	11.6%	12.2%
BMI Missing	23.7%	22.8%	22.3%	21.2%	20.2%

Definitions and specifications begin on Page 87 of this document.

## Appropriate\* Weight Gain During Pregnancy by Pre-Pregnancy Body Mass Index (BMI)

Deliveries in British Columbia: April 1, 2014 - March 31, 2019



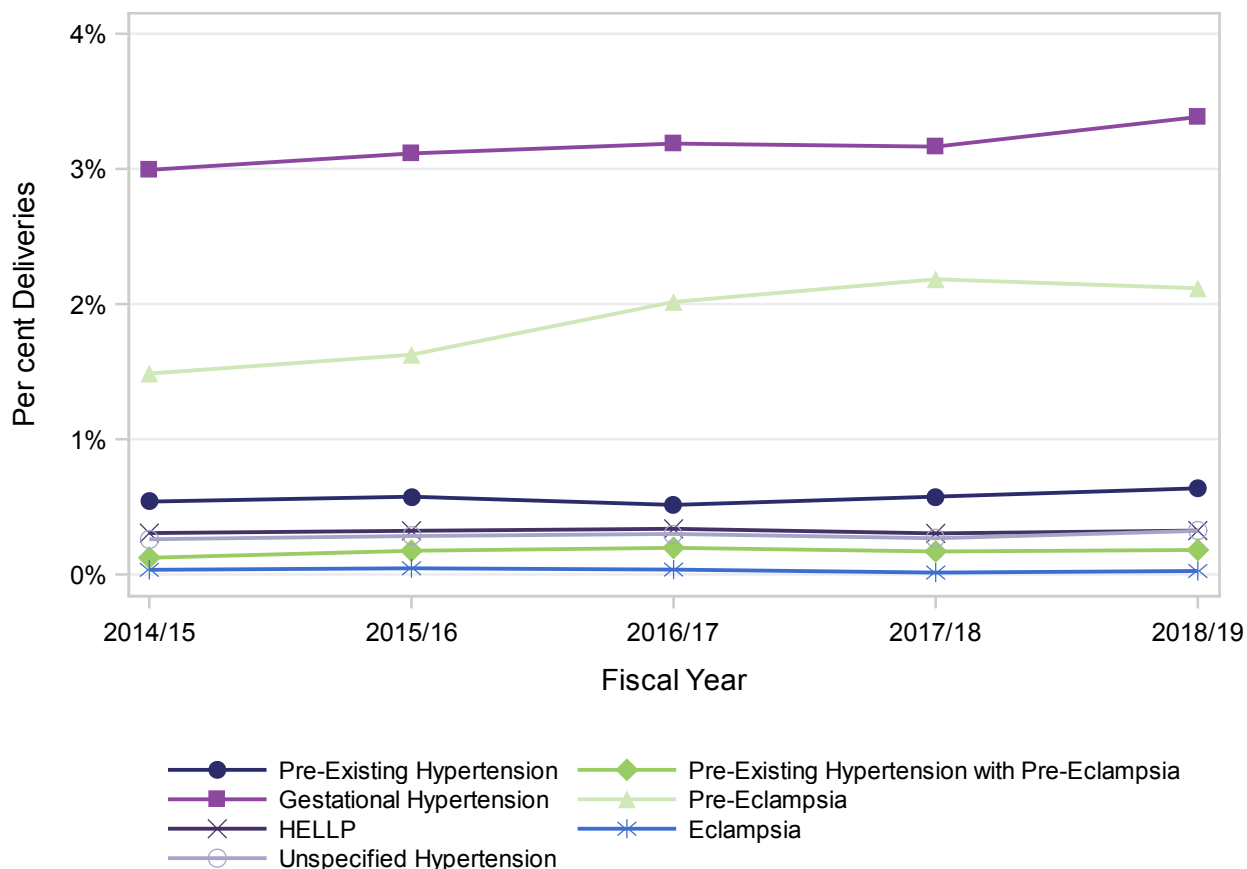
BMI Category	Fiscal Year				
	2014/15	2015/16	2016/17	2017/18	2018/19
Underweight	43.5%	46.2%	42.7%	44.0%	42.6%
Normal Weight	37.5%	37.7%	36.8%	37.6%	36.8%
Overweight	24.1%	24.5%	24.8%	25.9%	27.2%
Obese	22.1%	22.0%	23.0%	24.4%	23.6%

\* As defined by the Institute of Medicine.

Data are limited to deliveries with complete height and weight information (47% of deliveries in 2018/19).  
Definitions and specifications begin on Page 87 of this document.

## Hypertensive Disorders of Pregnancy

Deliveries in British Columbia: April 1, 2014 - March 31, 2019

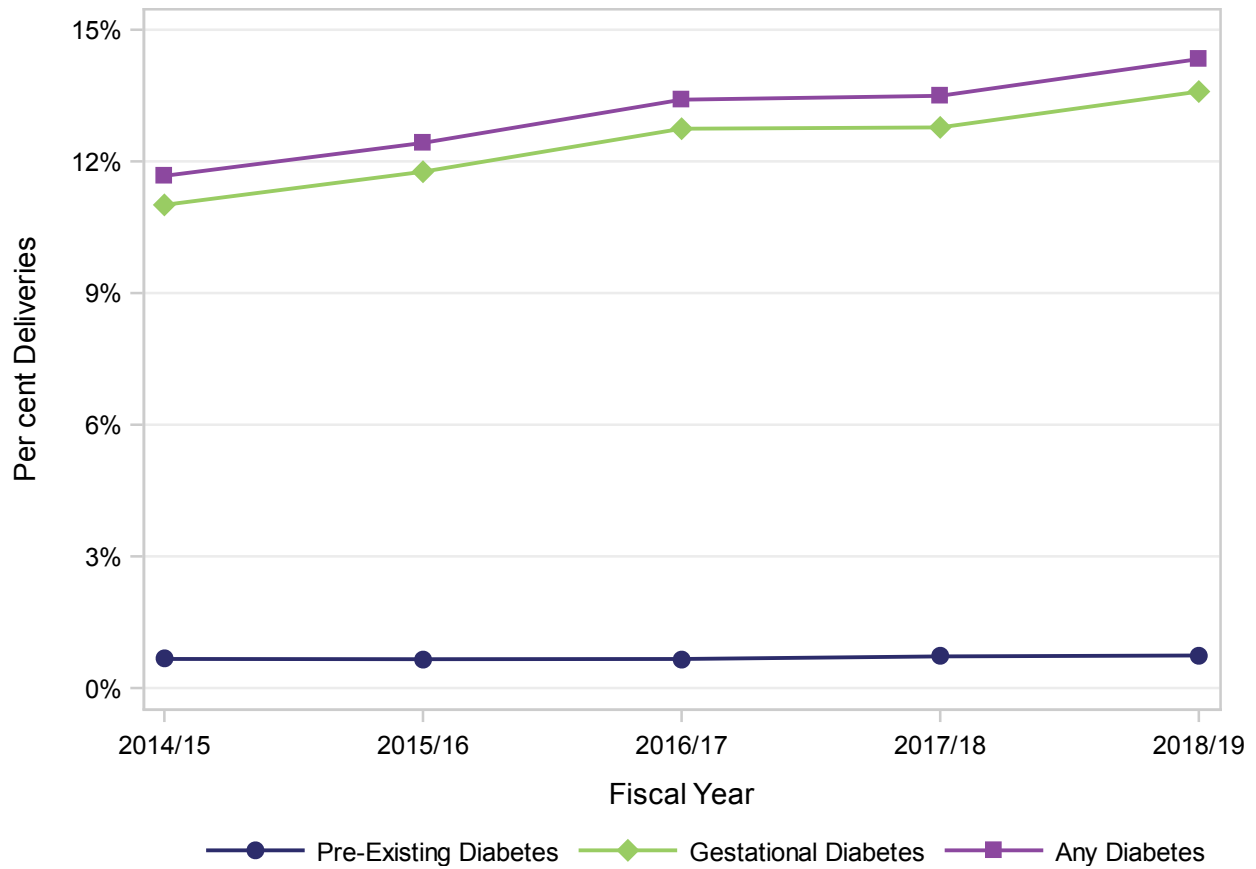


Type of Hypertension	Fiscal Year				
	2014/15	2015/16	2016/17	2017/18	2018/19
No Hypertension	94.3%	93.9%	93.4%	93.3%	93.0%
Pre-Existing Hypertension	0.5%	0.6%	0.5%	0.6%	0.6%
Pre-Existing Hypertension with Pre-Eclampsia	0.1%	0.2%	0.2%	0.2%	0.2%
Gestational Hypertension	3.0%	3.1%	3.2%	3.2%	3.4%
Pre-Eclampsia	1.5%	1.6%	2.0%	2.2%	2.1%
HELLP	0.3%	0.3%	0.3%	0.3%	0.3%
Eclampsia	0.0%	0.0%	0.0%	0.0%	0.0%
Unspecified Hypertension	0.3%	0.3%	0.3%	0.3%	0.3%

Definitions and specifications begin on Page 87 of this document.

## Diabetes Mellitus in Pregnancy

Deliveries in British Columbia: April 1, 2014 - March 31, 2019

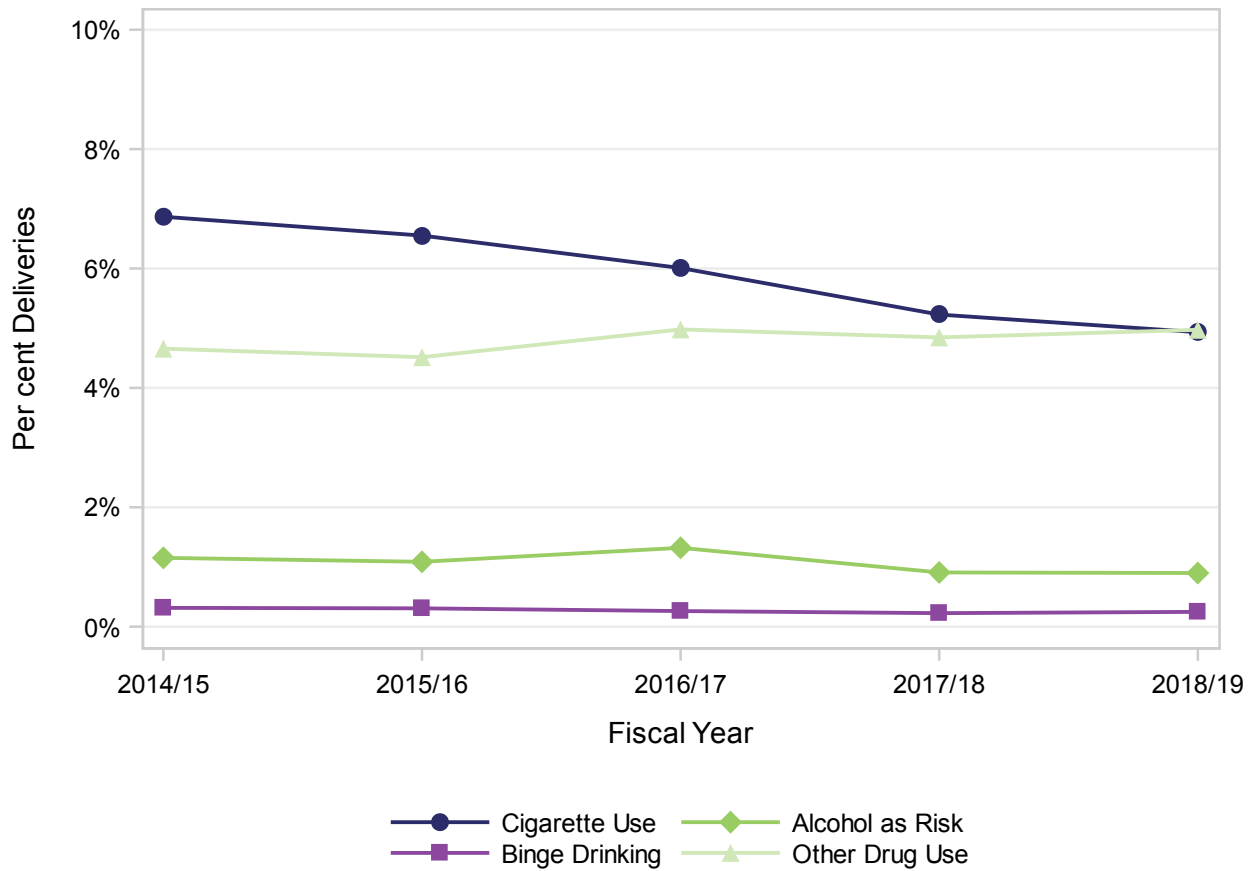


Type of Diabetes	Fiscal Year				
	2014/15	2015/16	2016/17	2017/18	2018/19
Pre-Existing Diabetes	0.7%	0.7%	0.7%	0.7%	0.7%
Gestational Diabetes	11.0%	11.8%	12.7%	12.8%	13.6%
Any Diabetes	11.7%	12.4%	13.4%	13.5%	14.3%

Definitions and specifications begin on Page 87 of this document.

## Substance Use During Pregnancy

Deliveries in British Columbia: April 1, 2014 - March 31, 2019

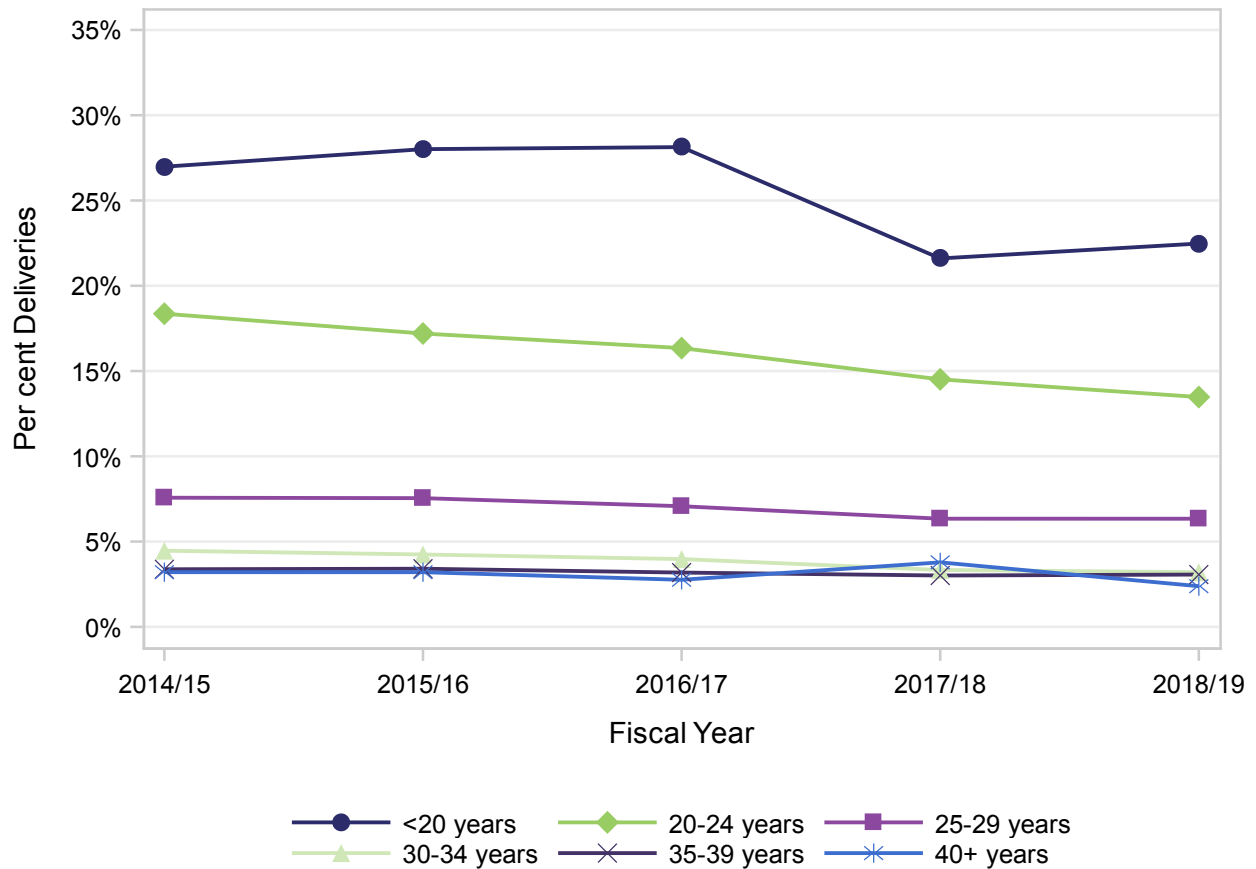


Substance	Fiscal Year				
	2014/15	2015/16	2016/17	2017/18	2018/19
Cigarette Use	6.9%	6.6%	6.0%	5.2%	4.9%
Alcohol as Risk	1.2%	1.1%	1.3%	0.9%	0.9%
Binge Drinking	0.3%	0.3%	0.3%	0.2%	0.2%
Other Drug Use	4.7%	4.5%	5.0%	4.8%	5.0%

Definitions and specifications begin on Page 87 of this document.

## Cigarette Use at Any Time During Pregnancy by Maternal Age

Deliveries in British Columbia: April 1, 2014 - March 31, 2019

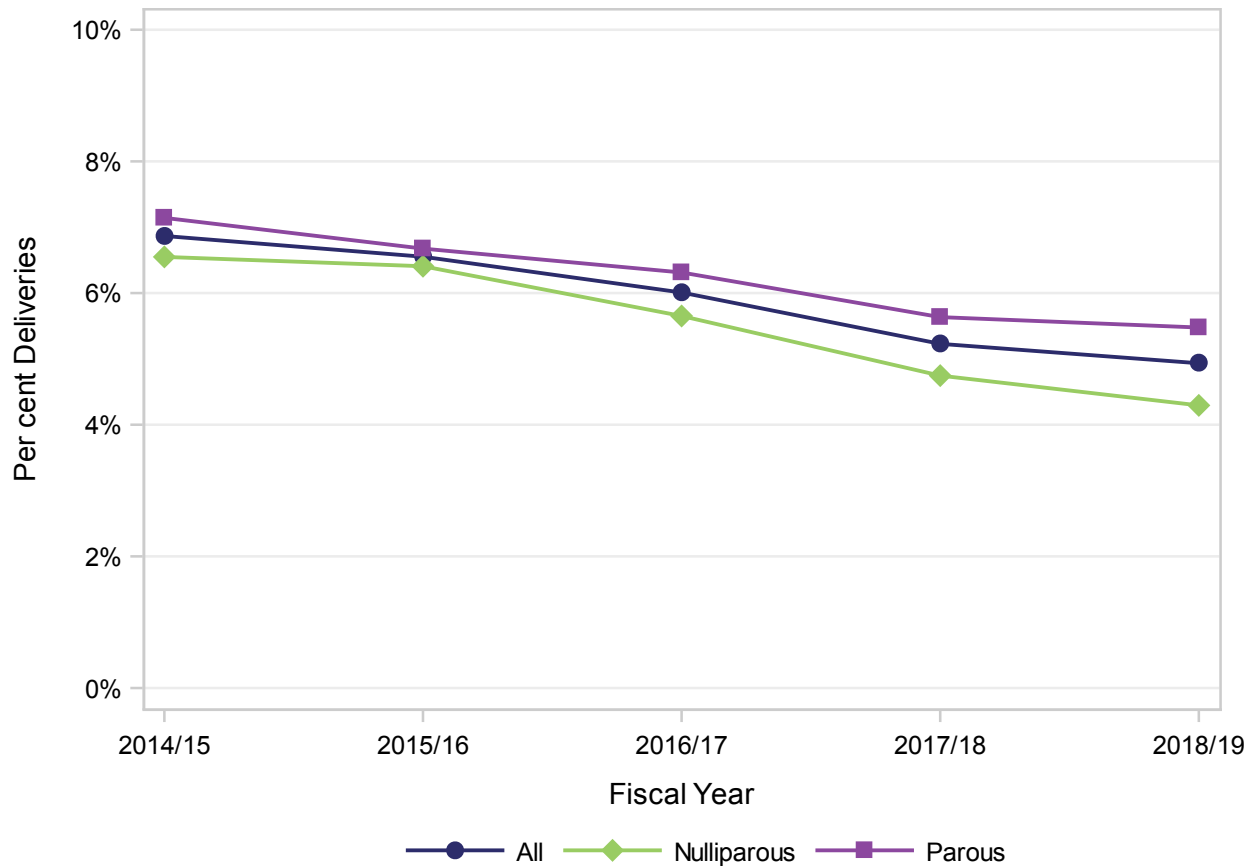


Maternal Age	Fiscal Year				
	2014/15	2015/16	2016/17	2017/18	2018/19
<20 years	27.0%	28.0%	28.1%	21.6%	22.5%
20-24 years	18.4%	17.2%	16.3%	14.5%	13.5%
25-29 years	7.6%	7.5%	7.1%	6.3%	6.3%
30-34 years	4.5%	4.2%	4.0%	3.3%	3.2%
35-39 years	3.4%	3.4%	3.2%	3.0%	3.1%
40+ years	3.2%	3.2%	2.8%	3.8%	2.4%

Definitions and specifications begin on Page 87 of this document.

## Cigarette Use at Any Time During Pregnancy by Parity

Deliveries in British Columbia: April 1, 2014 - March 31, 2019

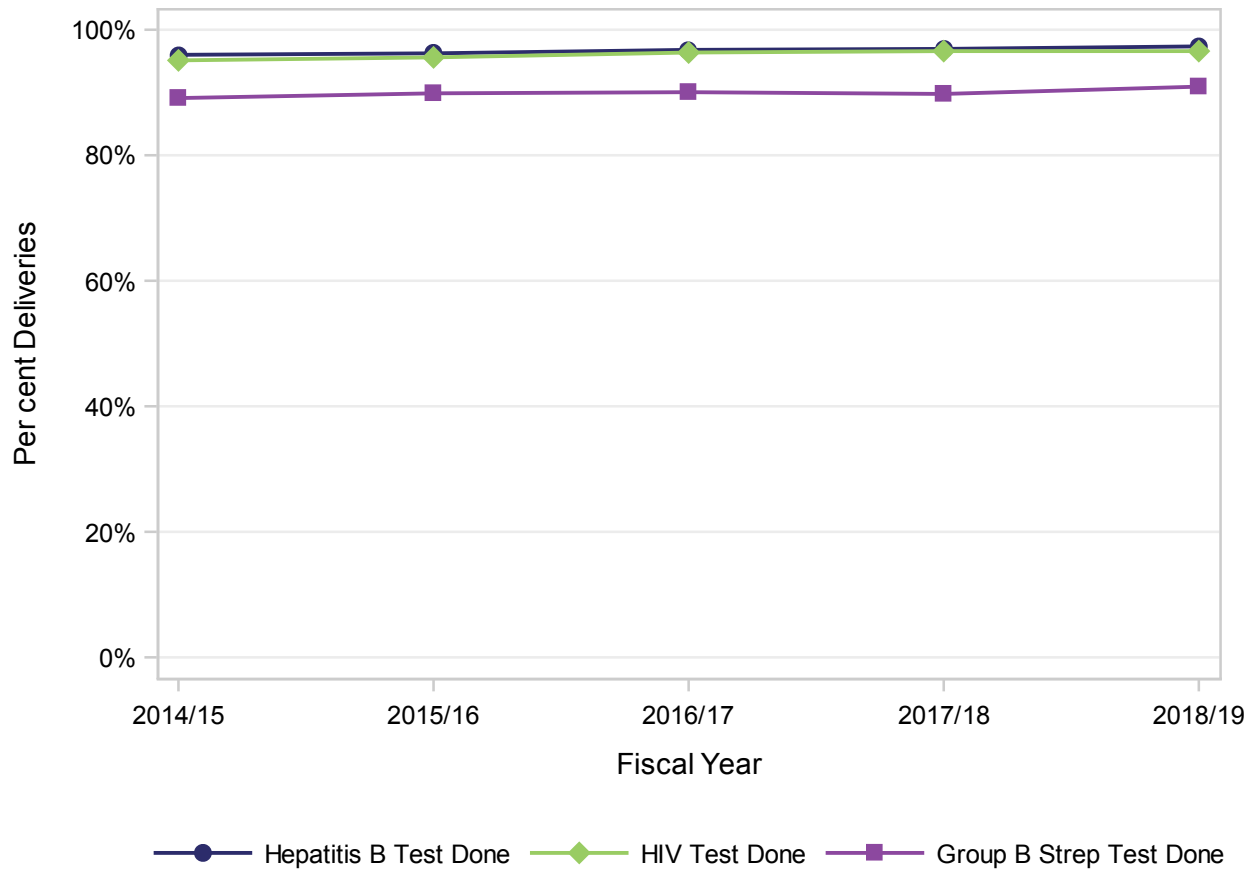


Parity	Fiscal Year				
	2014/15	2015/16	2016/17	2017/18	2018/19
All	6.9%	6.6%	6.0%	5.2%	4.9%
Nulliparous	6.5%	6.4%	5.7%	4.7%	4.3%
Parous	7.1%	6.7%	6.3%	5.6%	5.5%

Definitions and specifications begin on Page 87 of this document.

## Maternal Screening Tests

Deliveries in British Columbia: April 1, 2014 - March 31, 2019



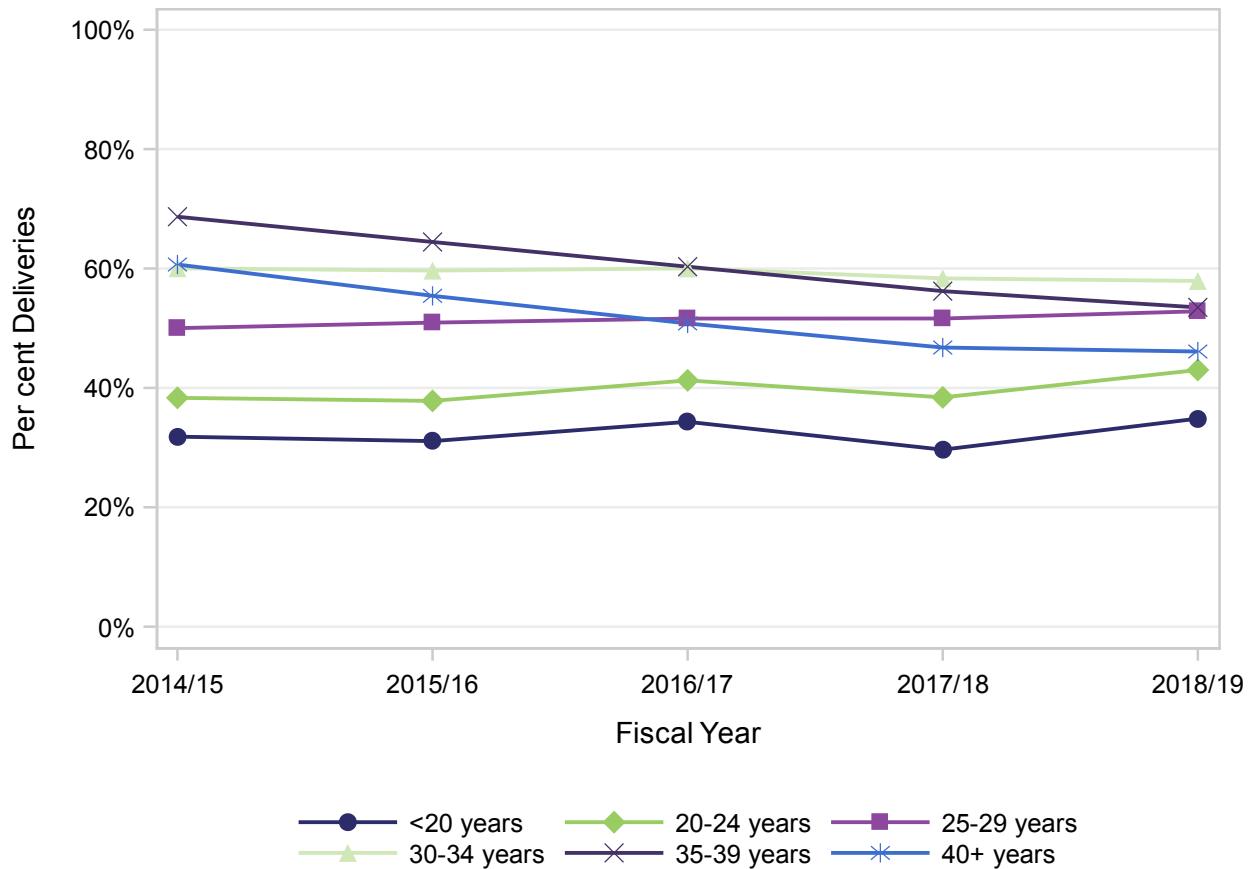
Type of Screening	Fiscal Year				
	2014/15	2015/16	2016/17	2017/18	2018/19
Hepatitis B Test Done	96.0%	96.2%	96.8%	96.9%	97.3%
HIV Test Done	95.1%	95.6%	96.4%	96.6%	96.6%
Group B Strep Test Done	89.1%	89.9%	90.1%	89.8%	90.9%

Woman who delivered a baby at 35 weeks gestation or more was screened for Group B Streptococcus. Definitions and specifications begin on Page 87 of this document.



# Uptake of Prenatal Genetic Screening by Maternal Age

Deliveries in British Columbia: April 1, 2014 - March 31, 2019



Maternal Age	Fiscal Year				
	2014/15	2015/16	2016/17	2017/18	2018/19
<20 years	31.8%	31.1%	34.3%	29.6%	34.9%
20-24 years	38.3%	37.8%	41.3%	38.4%	43.0%
25-29 years	50.0%	50.9%	51.6%	51.6%	52.8%
30-34 years	60.0%	59.7%	60.0%	58.3%	57.9%
35-39 years	68.7%	64.4%	60.3%	56.2%	53.5%
40+ years	60.7%	55.4%	50.8%	46.8%	46.1%

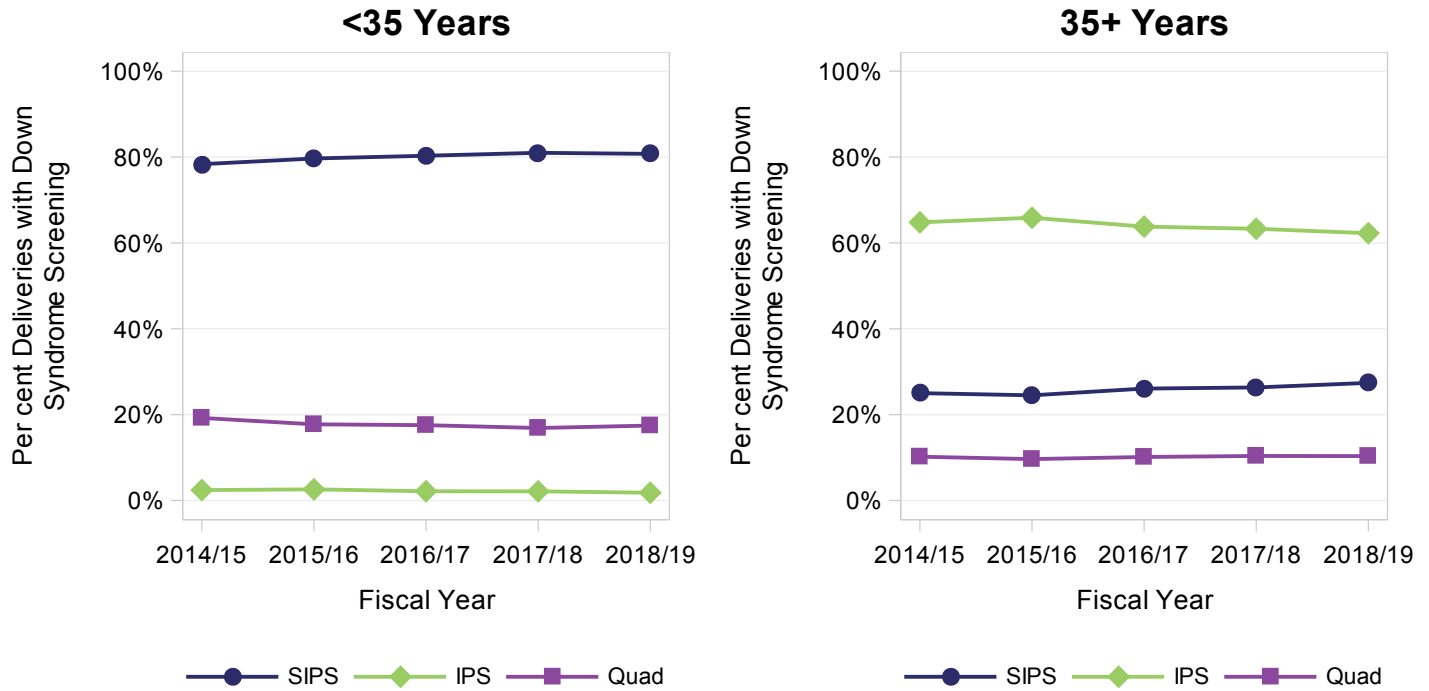
Prenatal Genetic Screening includes blood tests, amniocentesis, or chorionic villus sampling performed as part of the BC Prenatal Genetic Screening Program.

[Click here for information on the BC Prenatal Genetic Screening Program.](#)

Definitions and specifications begin on Page 87 of this document.

# Types of Down Syndrome Screening Performed by Maternal Age

Deliveries in British Columbia: April 1, 2014 - March 31, 2019



		Fiscal Year				
Maternal Age	Types of Screening	2014/15	2015/16	2016/17	2017/18	2018/19
<35 years	SIPS	78.3%	79.7%	80.3%	81.0%	80.7%
	IPS	2.4%	2.6%	2.1%	2.1%	1.8%
	Quad	19.2%	17.7%	17.5%	16.9%	17.5%
35+ years	SIPS	25.0%	24.5%	26.1%	26.3%	27.4%
	IPS	64.8%	65.9%	63.8%	63.3%	62.3%
	Quad	10.2%	9.6%	10.1%	10.4%	10.3%

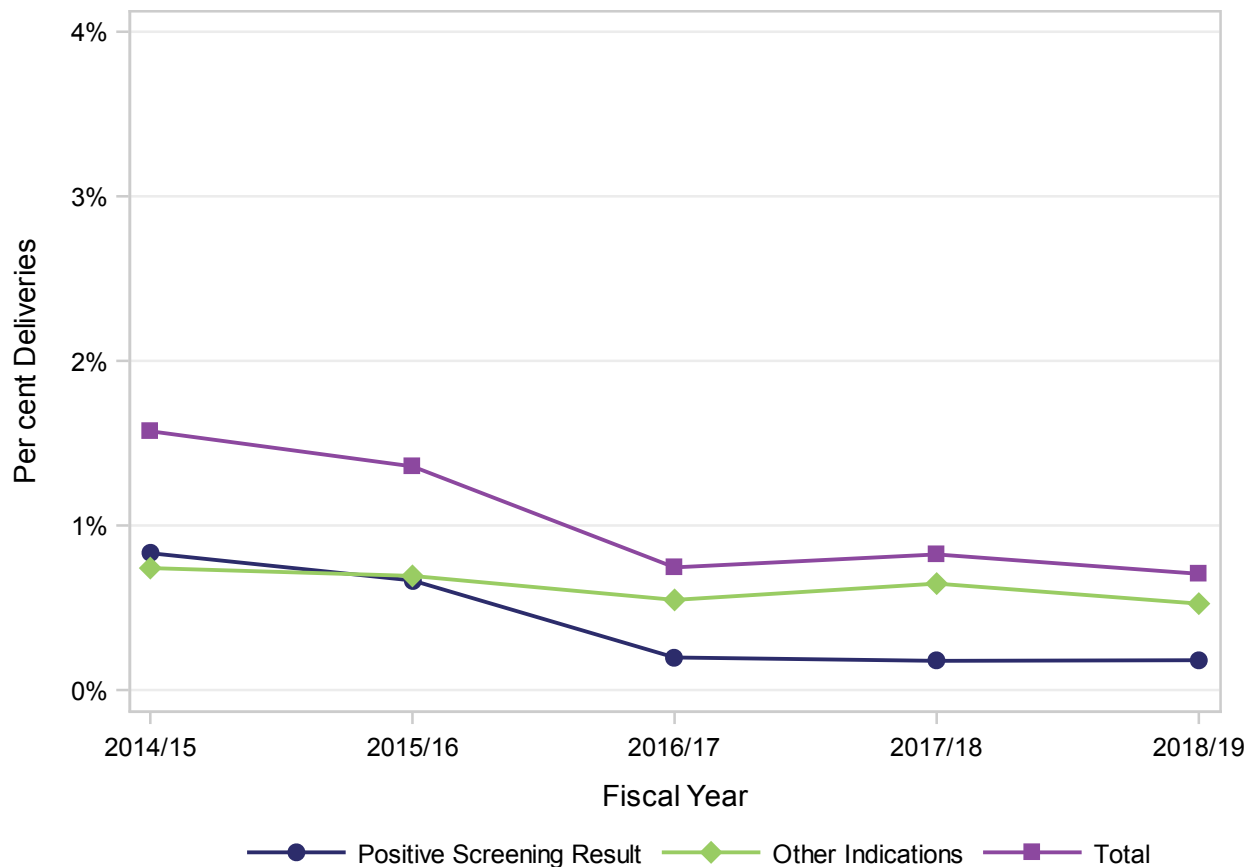
SIPS, IPS, and Quad are publicly-funded Down syndrome screenings performed as part of the BC Prenatal Genetic Screening Program. Data are limited to singleton deliveries with Down syndrome screening performed (53% of all deliveries in 2018/19).

[Click here for information on the BC Prenatal Genetic Screening Program.](#)

Definitions and specifications begin on Page 87 of this document.

## Uptake of Invasive Diagnostic Testing by Down Syndrome Screening Indications

Deliveries in British Columbia: April 1, 2014 - March 31, 2019



Down Syndrome Screening Indications	Fiscal Year				
	2014/15	2015/16	2016/17	2017/18	2018/19
Positive Screening Result	0.8%	0.7%	0.2%	0.2%	0.2%
Other Indications	0.7%	0.7%	0.5%	0.6%	0.5%
Total	1.6%	1.4%	0.7%	0.8%	0.7%

Invasive diagnostic testing includes chorionic villus sampling or amniocentesis.

Data are limited to singleton deliveries.

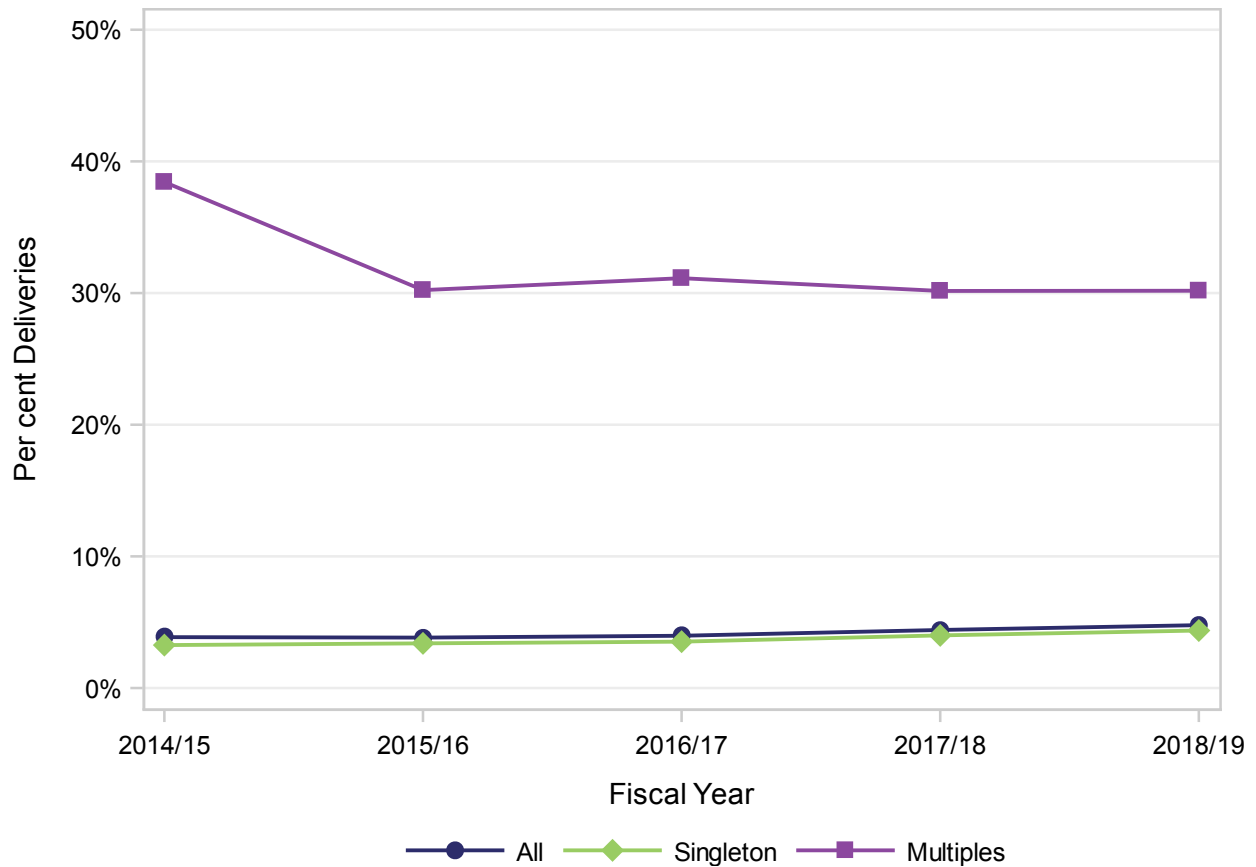
Other indications include no screening, negative screening result, or any other indications for invasive diagnostic testing to be performed.

[Click here for information on the BC Prenatal Genetic Screening Program.](#)

Definitions and specifications begin on Page 87 of this document.

## Use of Artificial Reproductive Technology by Plurality

Deliveries in British Columbia: April 1, 2014 - March 31, 2019

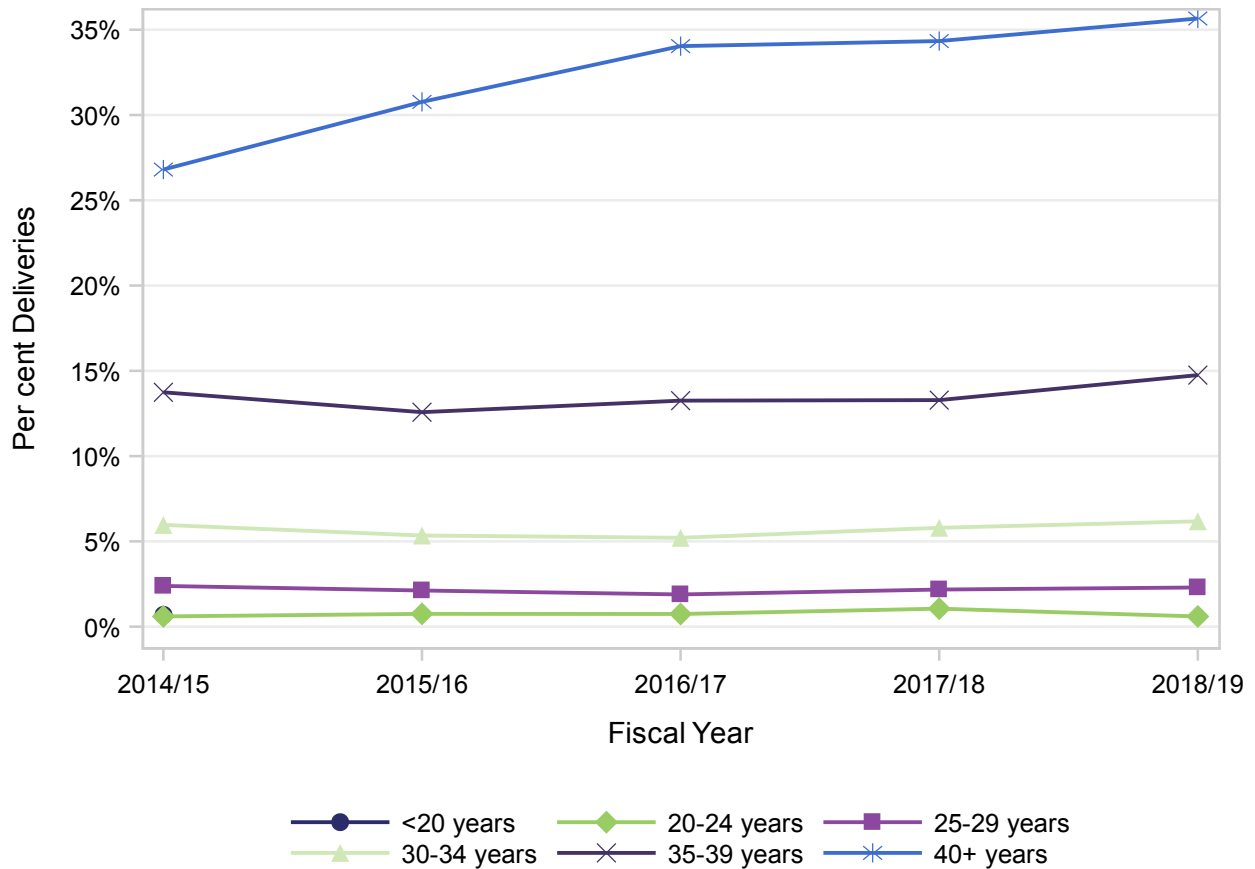


Plurality	Fiscal Year				
	2014/15	2015/16	2016/17	2017/18	2018/19
All	3.9%	3.8%	4.0%	4.4%	4.8%
Singleton	3.3%	3.4%	3.5%	4.0%	4.4%
Multiples	38.4%	30.2%	31.1%	30.2%	30.2%

Definitions and specifications begin on Page 87 of this document.

## Use of Artificial Reproductive Technology Nulliparous Women by Age

Deliveries in British Columbia: April 1, 2014 - March 31, 2019



Maternal Age	Fiscal Year				
	2014/15	2015/16	2016/17	2017/18	2018/19
<20 years	0.7%	NR	NR	NR	NR
20-24 years	0.6%	0.8%	0.7%	1.1%	0.6%
25-29 years	2.4%	2.1%	1.9%	2.2%	2.3%
30-34 years	6.0%	5.3%	5.2%	5.8%	6.2%
35-39 years	13.7%	12.6%	13.3%	13.3%	14.7%
40+ years	26.8%	30.8%	34.0%	34.3%	35.7%

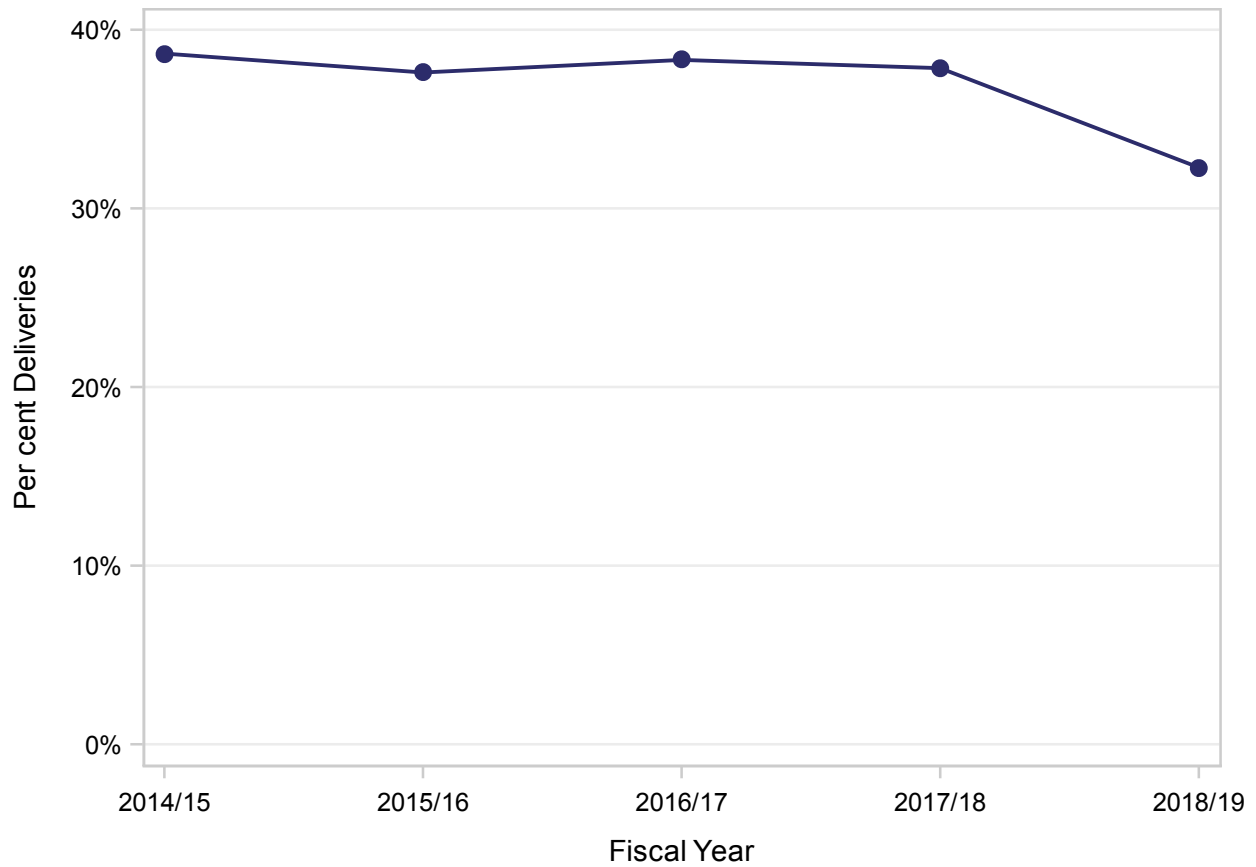
NR: Rates and per cents based on numerators of 1 to 4 are not reported.  
Definitions and specifications begin on Page 87 of this document.

**Perinatal Health Report 2014/15 to 2018/19  
Deliveries in British Columbia**

**Section 2: Labour and Delivery**

## Labour Augmentation

Deliveries in British Columbia: April 1, 2014 - March 31, 2019

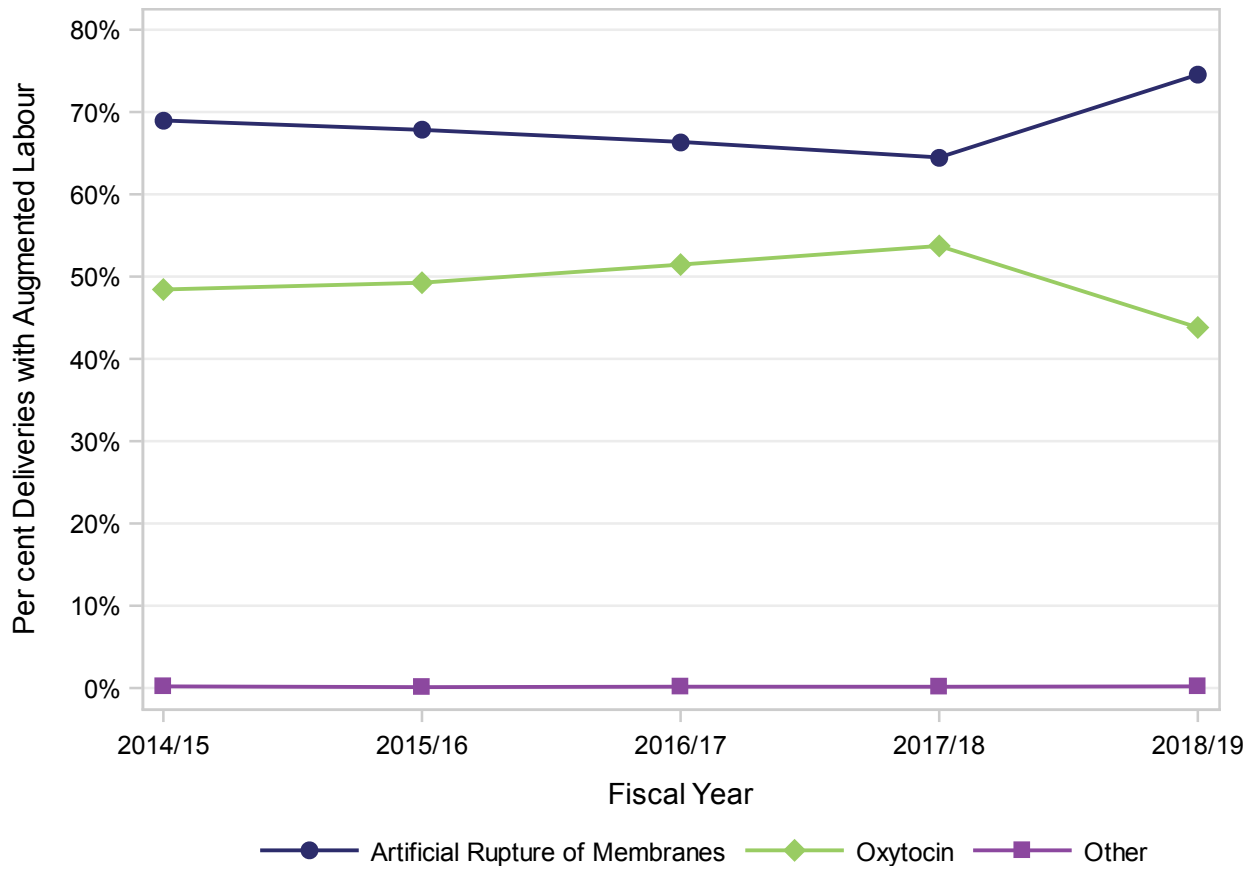


	Fiscal Year				
	2014/15	2015/16	2016/17	2017/18	2018/19
Labour Augmentation	38.7%	37.6%	38.3%	37.8%	32.3%

Definitions and specifications begin on Page 87 of this document.

## Method of Labour Augmentation

Deliveries in British Columbia: April 1, 2014 - March 31, 2019



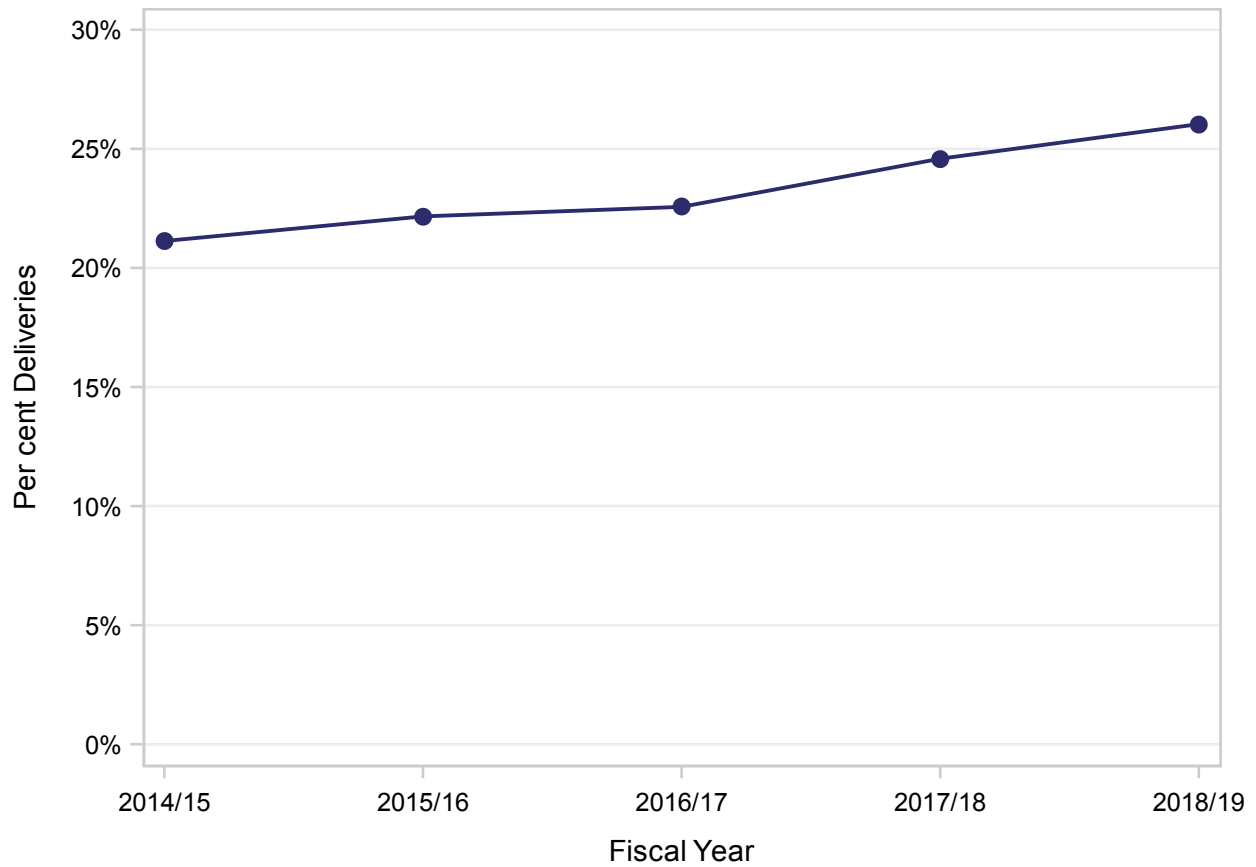
Method of Labour Augmentation	Fiscal Year				
	2014/15	2015/16	2016/17	2017/18	2018/19
Artificial Rupture of Membranes	69.0%	67.8%	66.4%	64.5%	74.5%
Oxytocin	48.4%	49.3%	51.5%	53.7%	43.8%
Other	0.2%	0.1%	0.2%	0.2%	0.2%

Multiple methods may be used.  
Definitions and specifications begin on Page 87 of this document.



## Labour Induction

Deliveries in British Columbia: April 1, 2014 - March 31, 2019

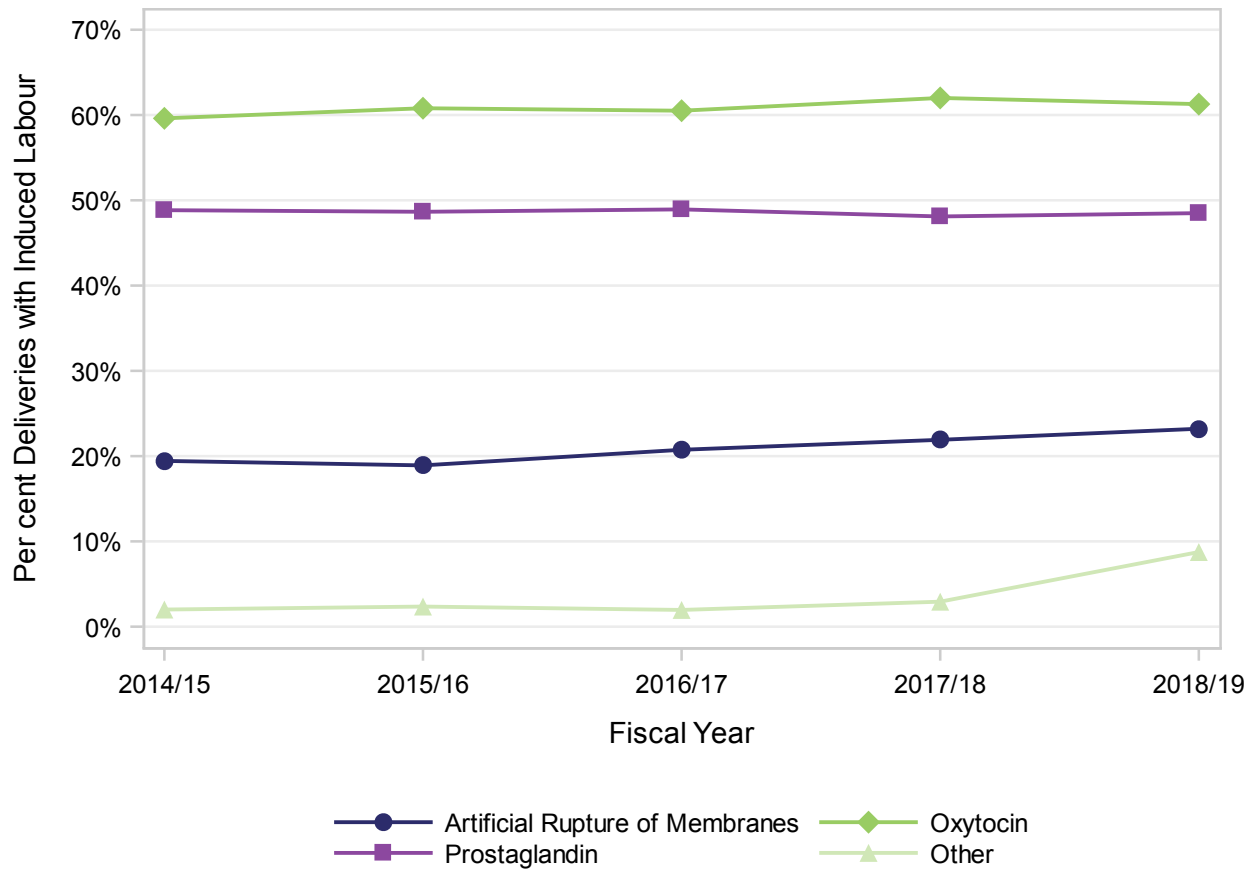


	Fiscal Year				
	2014/15	2015/16	2016/17	2017/18	2018/19
Labour Induction	21.1%	22.2%	22.6%	24.6%	26.0%

Definitions and specifications begin on Page 87 of this document.

## Method of Labour Induction

Deliveries in British Columbia: April 1, 2014 - March 31, 2019

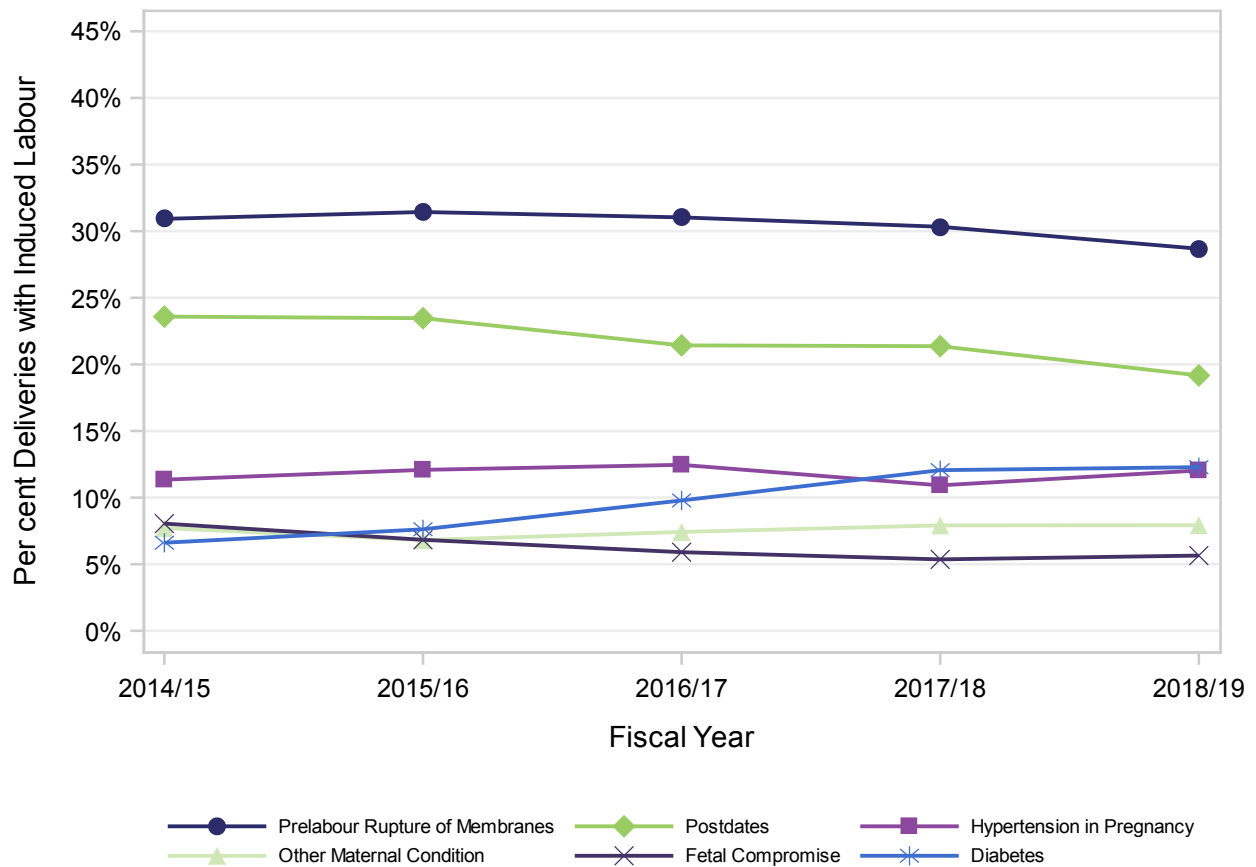


Method of Labour Induction	Fiscal Year				
	2014/15	2015/16	2016/17	2017/18	2018/19
Artificial Rupture of Membranes	19.4%	18.9%	20.7%	21.9%	23.2%
Oxytocin	59.6%	60.8%	60.5%	62.0%	61.3%
Prostaglandin	48.8%	48.7%	48.9%	48.1%	48.5%
Other	2.0%	2.4%	2.0%	2.9%	8.8%

Multiple methods may be used.  
Definitions and specifications begin on Page 87 of this document.

## Primary Indication for Labour Induction

Deliveries in British Columbia: April 1, 2014 - March 31, 2019

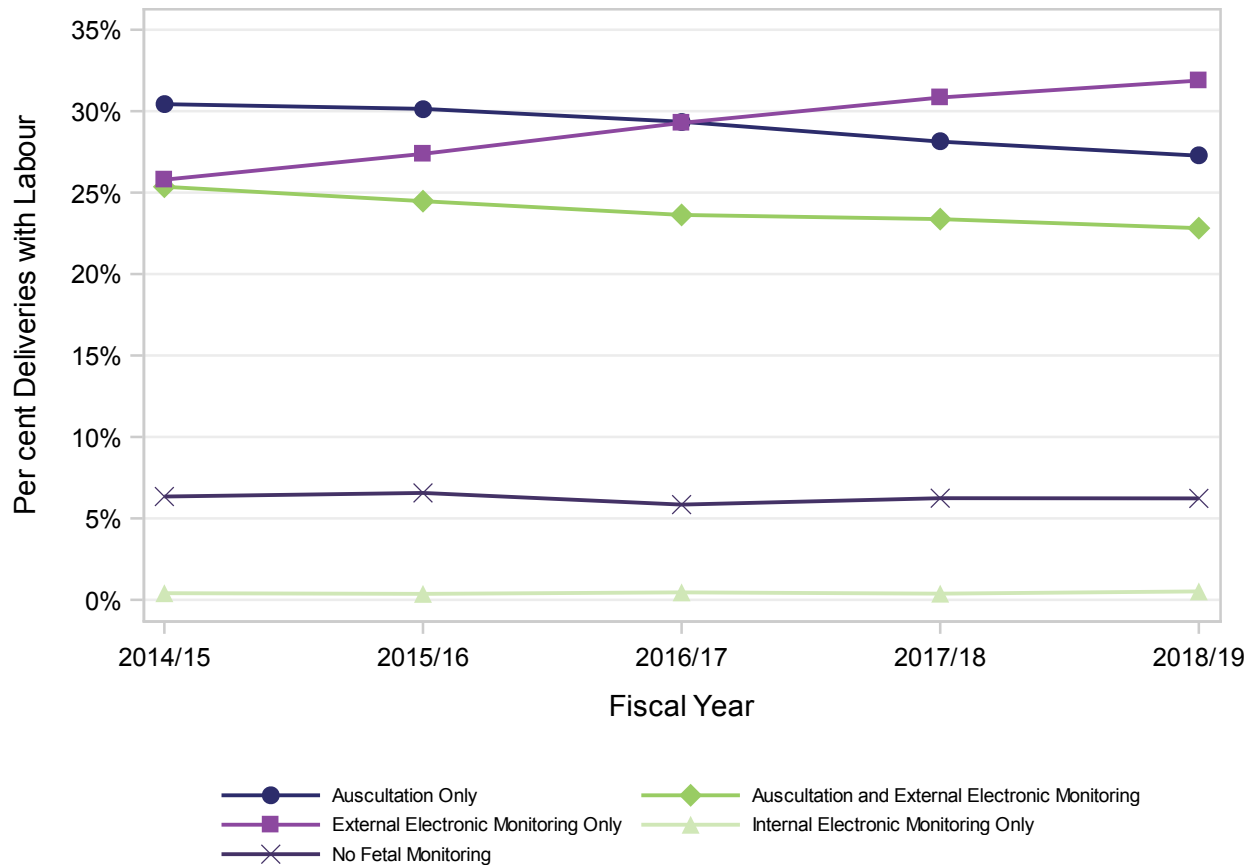


Primary Indication for Labour Induction	Fiscal Year				
	2014/15	2015/16	2016/17	2017/18	2018/19
Prelabour Rupture of Membranes	30.9%	31.4%	31.0%	30.3%	28.7%
Post Dates	23.6%	23.5%	21.4%	21.4%	19.2%
Hypertension in Pregnancy	11.3%	12.1%	12.5%	10.9%	12.0%
Other Maternal Condition	7.7%	6.8%	7.4%	7.9%	7.9%
Fetal Compromise	8.0%	6.8%	5.9%	5.4%	5.6%
Diabetes	6.6%	7.6%	9.8%	12.1%	12.3%
Fetal Demise	1.3%	1.1%	1.0%	1.1%	1.0%
Logistics	0.6%	0.6%	0.6%	0.5%	0.5%
Antepartum Hemorrhage	0.3%	0.3%	0.2%	0.2%	0.3%
Chorioamnionitis	0.1%	0.1%	0.1%	0.1%	0.1%
Other	8.7%	9.0%	9.6%	9.7%	11.7%
Unknown	0.7%	0.8%	0.5%	0.5%	0.7%

Selected indications are included in the figure; all indications are included in the table. Definitions and specifications begin on Page 87 of this document.

## Method of Fetal Surveillance During Labour

Deliveries in British Columbia: April 1, 2014 - March 31, 2019

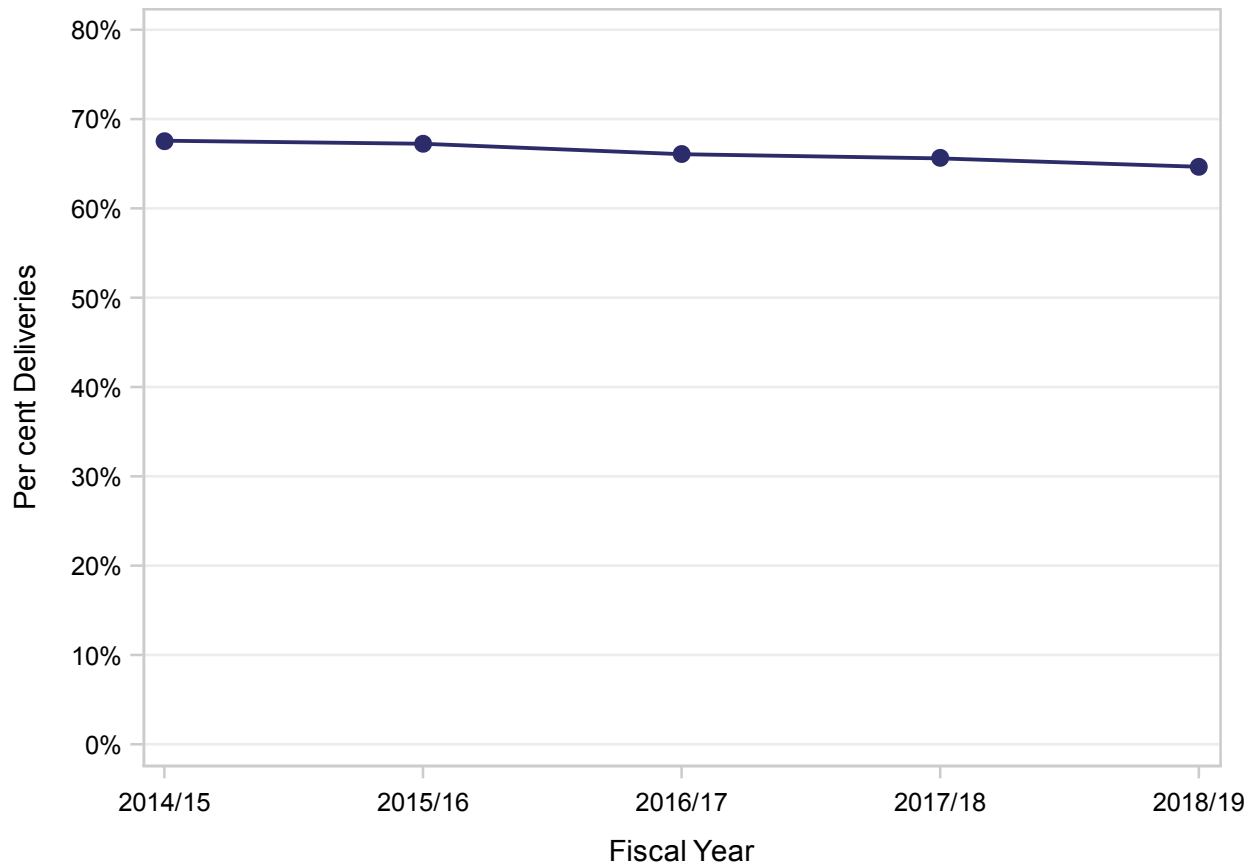


Method of Fetal Surveillance During Labour	Fiscal Year				
	2014/15	2015/16	2016/17	2017/18	2018/19
Auscultation Only	30.4%	30.1%	29.4%	28.1%	27.3%
Auscultation and External Electronic Monitoring	25.4%	24.5%	23.6%	23.4%	22.8%
External Electronic Monitoring Only	25.8%	27.4%	29.3%	30.8%	31.9%
Internal Electronic Monitoring Only	0.4%	0.4%	0.5%	0.4%	0.5%
No Fetal Monitoring	6.3%	6.6%	5.8%	6.2%	6.2%

Definitions and specifications begin on Page 87 of this document.

## Vaginal Delivery

Deliveries in British Columbia: April 1, 2014 - March 31, 2019

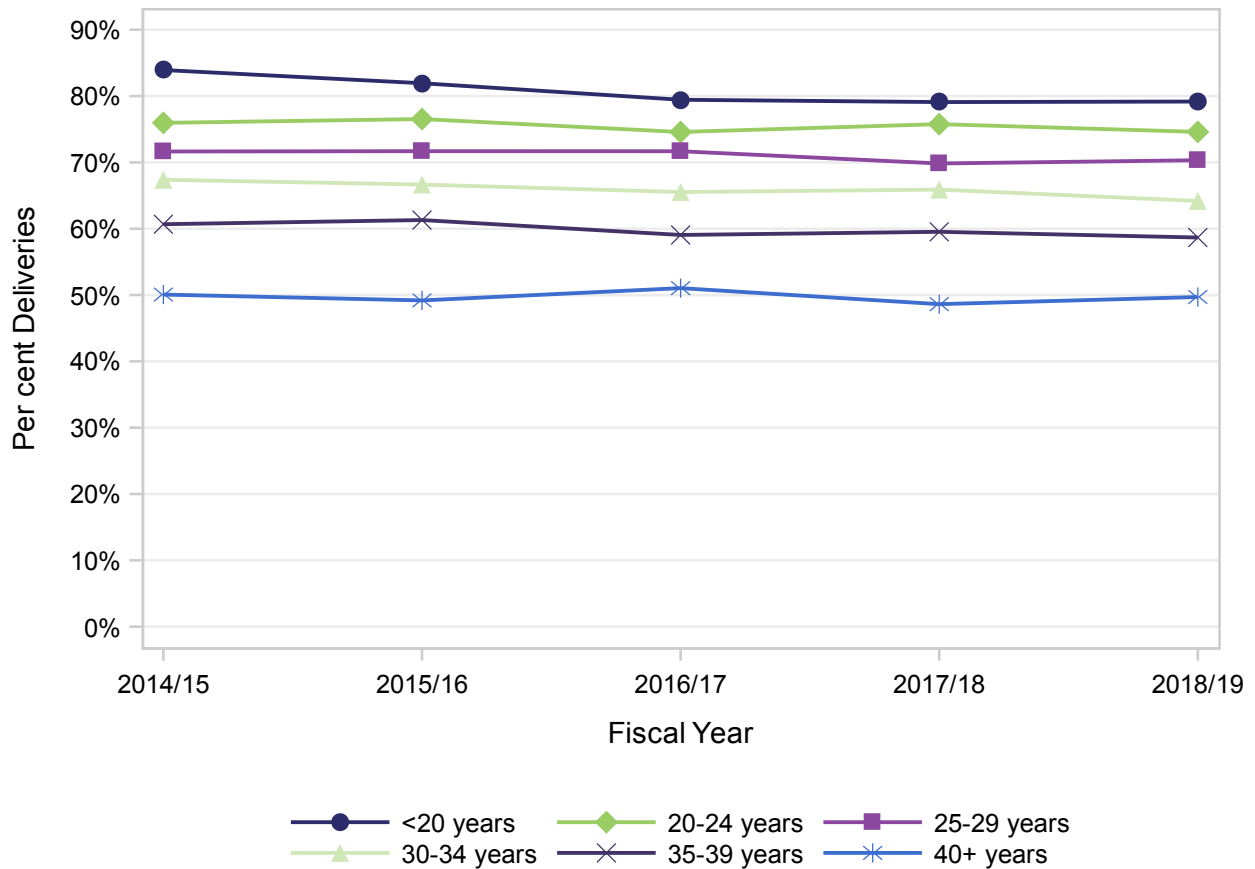


	Fiscal Year				
	2014/15	2015/16	2016/17	2017/18	2018/19
Vaginal Delivery	67.6%	67.2%	66.1%	65.6%	64.7%

Definitions and specifications begin on Page 87 of this document.

## Vaginal Delivery by Maternal Age

Deliveries in British Columbia: April 1, 2014 - March 31, 2019

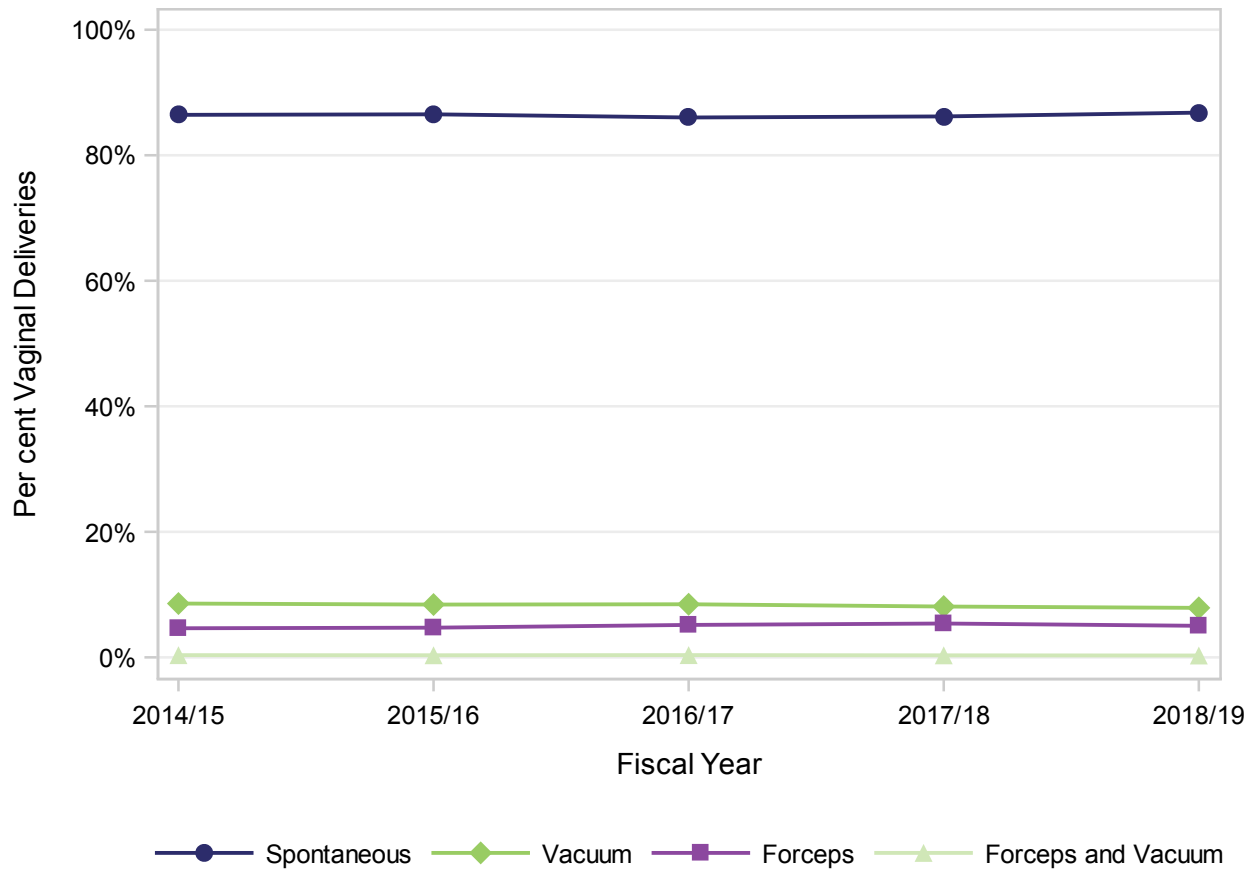


Maternal Age	Fiscal Year				
	2014/15	2015/16	2016/17	2017/18	2018/19
<20 years	83.9%	81.9%	79.4%	79.1%	79.2%
20-24 years	76.0%	76.5%	74.6%	75.8%	74.6%
25-29 years	71.6%	71.7%	71.7%	69.8%	70.3%
30-34 years	67.4%	66.7%	65.5%	65.9%	64.2%
35-39 years	60.7%	61.3%	59.1%	59.5%	58.7%
40+ years	50.1%	49.2%	51.0%	48.6%	49.7%

Definitions and specifications begin on Page 87 of this document.

## Type of Vaginal Delivery

Deliveries in British Columbia: April 1, 2014 - March 31, 2019

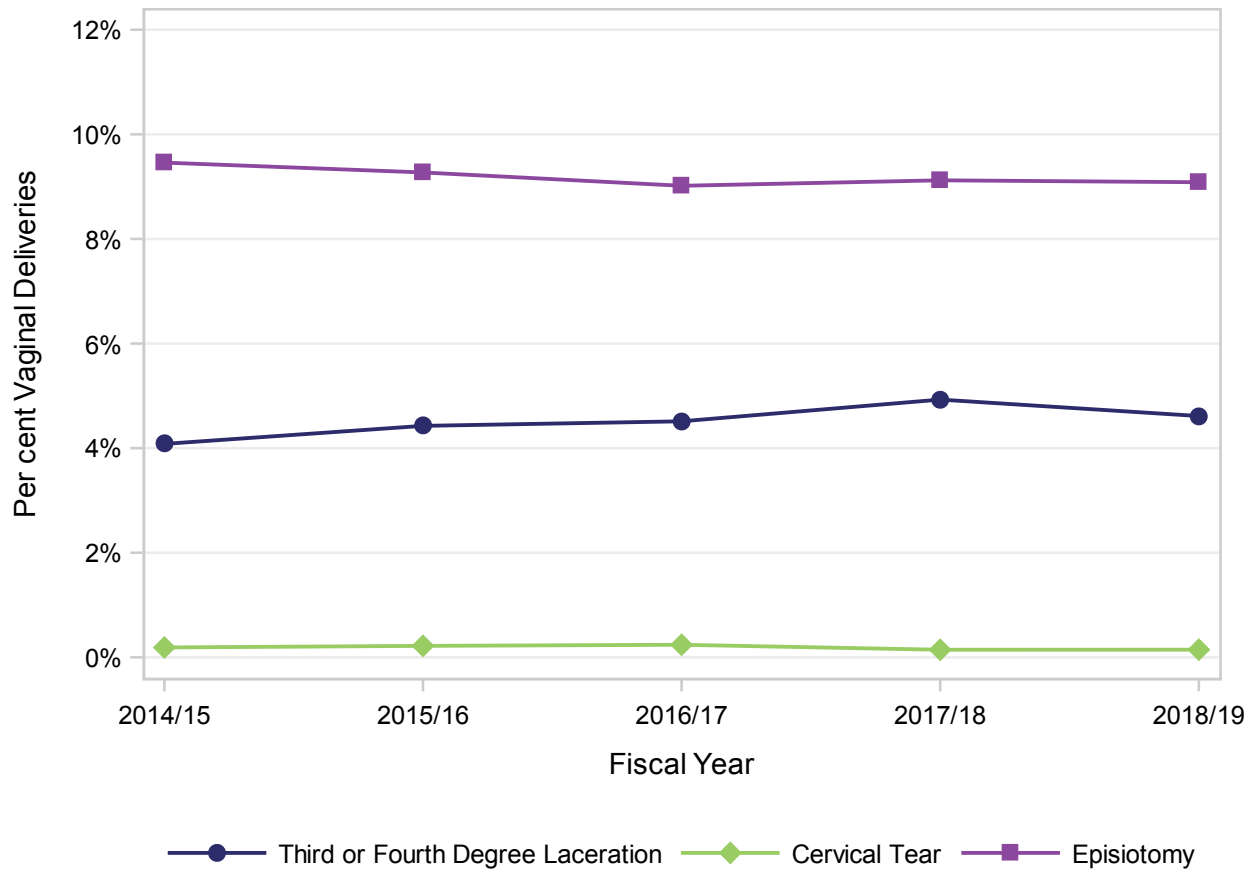


Type of Vaginal Delivery	Fiscal Year				
	2014/15	2015/16	2016/17	2017/18	2018/19
Spontaneous	86.4%	86.5%	86.0%	86.2%	86.8%
Vacuum	8.6%	8.4%	8.5%	8.1%	7.9%
Forceps	4.6%	4.7%	5.2%	5.4%	5.0%
Forceps and Vacuum	0.4%	0.3%	0.4%	0.3%	0.3%

Definitions and specifications begin on Page 87 of this document.

## Perineal Trauma

Deliveries in British Columbia: April 1, 2014 - March 31, 2019



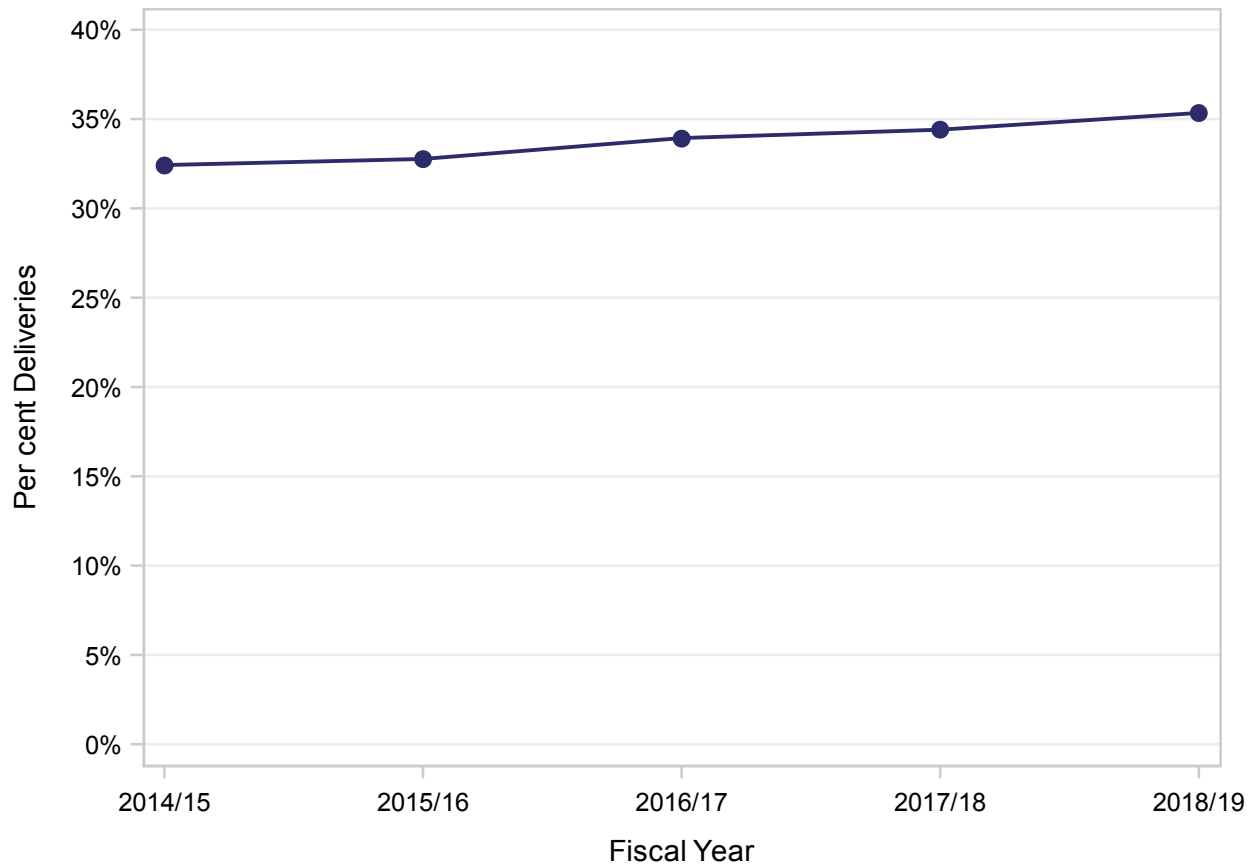
Perineal Trauma	Fiscal Year				
	2014/15	2015/16	2016/17	2017/18	2018/19
Third or Fourth Degree Laceration	4.1%	4.4%	4.5%	4.9%	4.6%
Cervical Tear	0.2%	0.2%	0.2%	0.1%	0.1%
Episiotomy	9.5%	9.3%	9.0%	9.1%	9.1%

Definitions and specifications begin on Page 87 of this document.



## Cesarean Delivery

Deliveries in British Columbia: April 1, 2014 - March 31, 2019

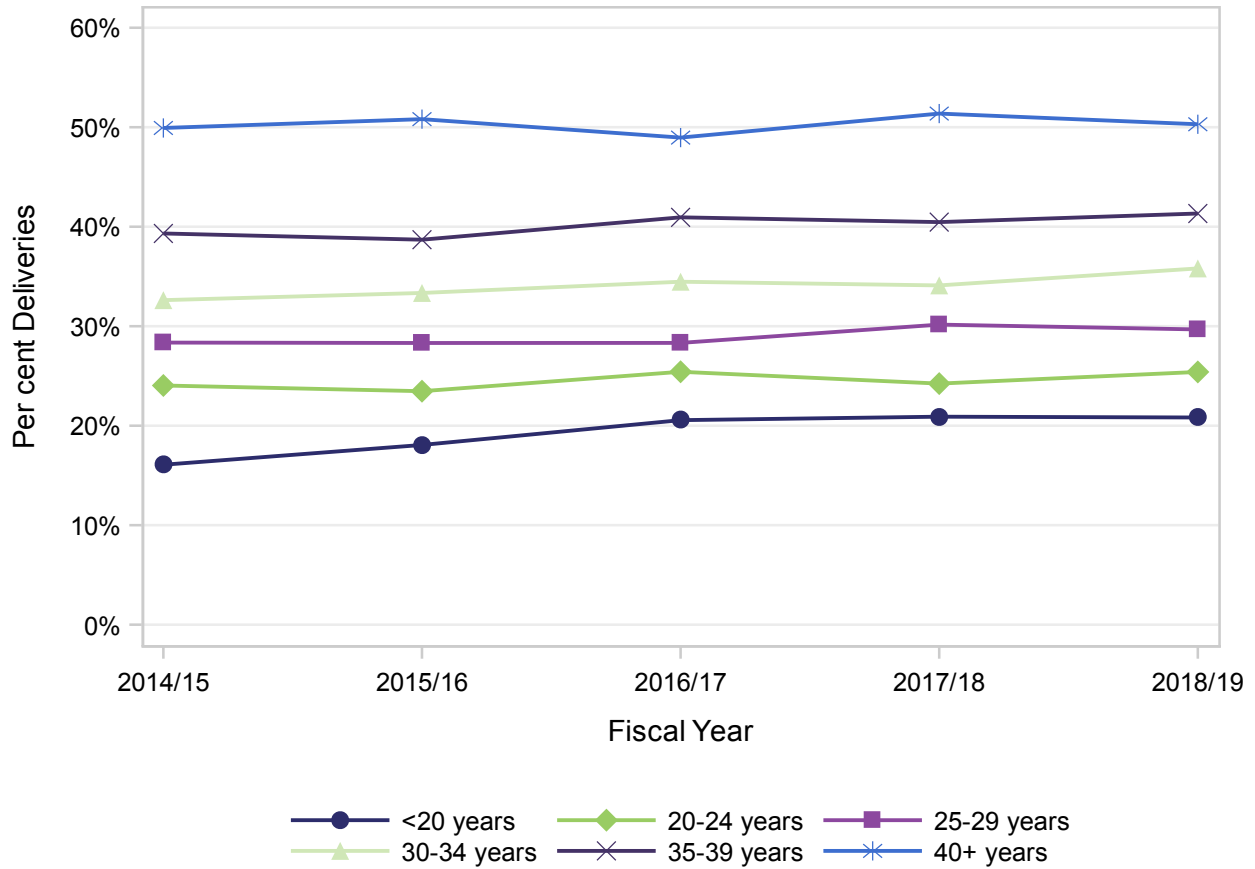


	Fiscal Year				
	2014/15	2015/16	2016/17	2017/18	2018/19
Cesarean Delivery	32.4%	32.8%	33.9%	34.4%	35.3%

Definitions and specifications begin on Page 87 of this document.

## Cesarean Delivery by Maternal Age

Deliveries in British Columbia: April 1, 2014 - March 31, 2019

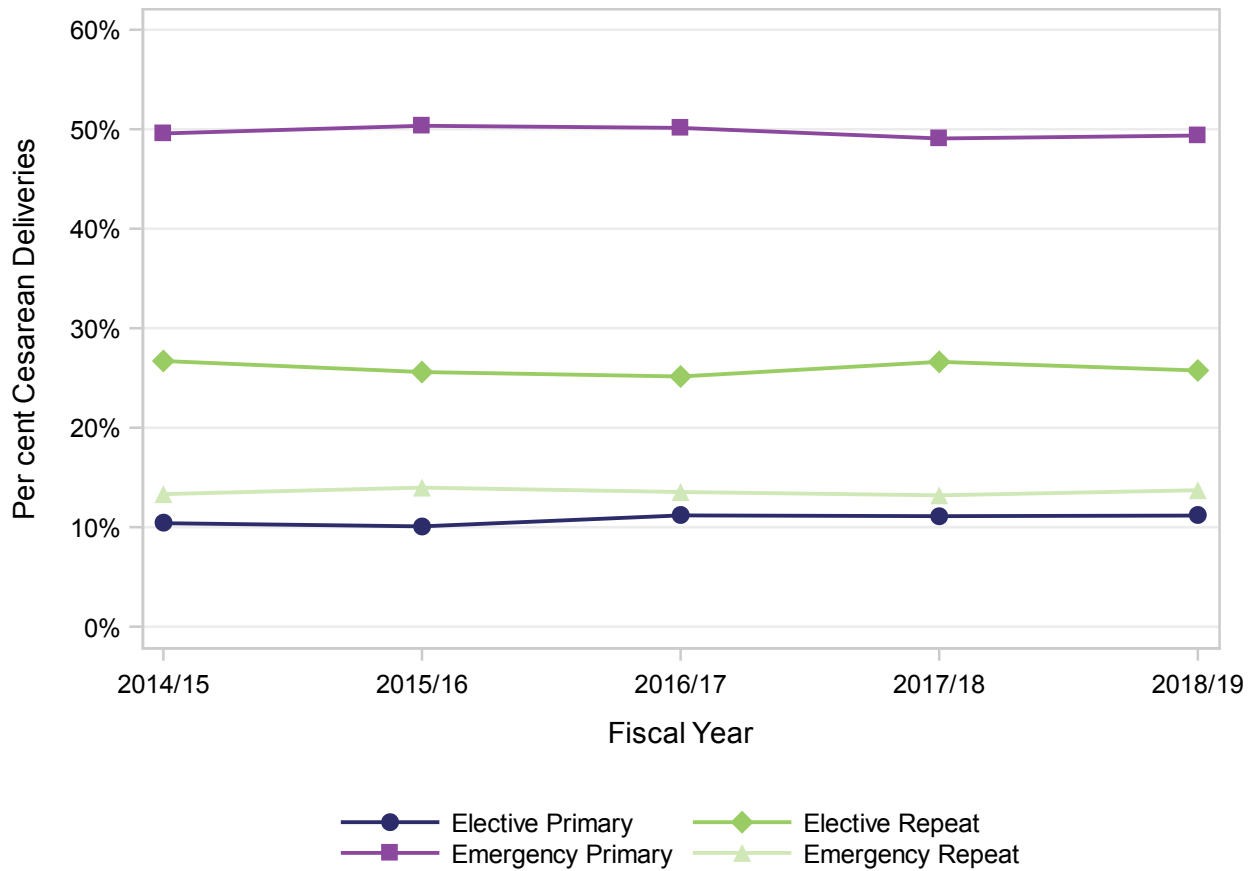


Maternal Age	Fiscal Year				
	2014/15	2015/16	2016/17	2017/18	2018/19
<20 years	16.1%	18.1%	20.6%	20.9%	20.8%
20-24 years	24.0%	23.5%	25.4%	24.2%	25.4%
25-29 years	28.4%	28.3%	28.3%	30.2%	29.7%
30-34 years	32.6%	33.3%	34.5%	34.1%	35.8%
35-39 years	39.3%	38.7%	40.9%	40.5%	41.3%
40+ years	49.9%	50.8%	49.0%	51.4%	50.3%

Definitions and specifications begin on Page 87 of this document.

## Type of Cesarean Delivery

Deliveries in British Columbia: April 1, 2014 - March 31, 2019

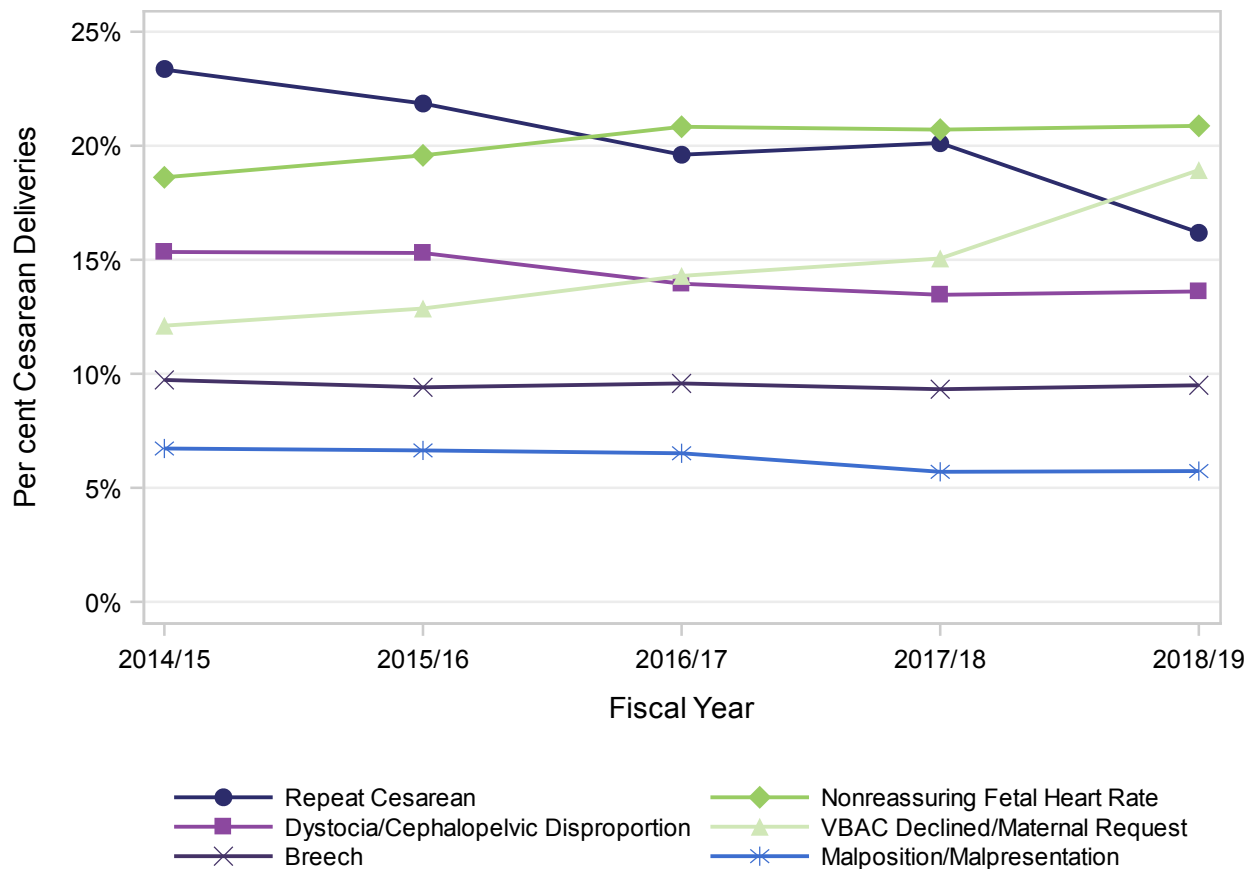


Type of Cesarean Delivery	Fiscal Year				
	2014/15	2015/16	2016/17	2017/18	2018/19
Elective Primary	10.4%	10.1%	11.2%	11.1%	11.2%
Elective Repeat	26.7%	25.6%	25.1%	26.6%	25.7%
Emergency Primary	49.6%	50.3%	50.1%	49.1%	49.4%
Emergency Repeat	13.3%	14.0%	13.5%	13.2%	13.7%

Definitions and specifications begin on Page 87 of this document.

## Primary Indication for Cesarean Delivery

Deliveries in British Columbia: April 1, 2014 - March 31, 2019



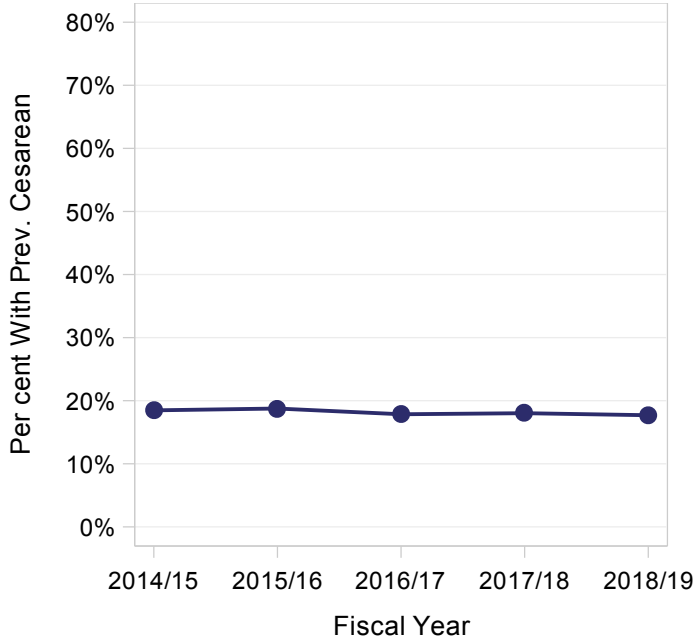
Primary Indication for Cesarean Delivery	Fiscal Year				
	2014/15	2015/16	2016/17	2017/18	2018/19
Repeat Cesarean	23.3%	21.9%	19.6%	20.1%	16.2%
Nonreassuring Fetal Heart Rate	18.6%	19.6%	20.8%	20.7%	20.9%
Dystocia/Cephalopelvic Disproportion	15.3%	15.3%	13.9%	13.5%	13.6%
VBAC Declined/Maternal Request	12.1%	12.9%	14.3%	15.1%	18.9%
Breech	9.7%	9.4%	9.6%	9.3%	9.5%
Malposition/Malpresentation	6.7%	6.6%	6.5%	5.7%	5.7%
Placenta Previa	2.0%	1.8%	2.1%	1.9%	1.6%
Abruptio Placenta	1.0%	0.9%	1.1%	0.8%	0.8%
Active Herpes	0.2%	0.3%	0.3%	0.3%	0.3%
Other	10.9%	11.4%	11.8%	12.5%	12.5%
Unknown	NR	0.1%	NR	0.1%	0.0%

Selected indications are included in the figure; all indications are included in the table.  
 NR: Rates and per cents based on numerators of 1 to 4 are not reported.  
 Definitions and specifications begin on Page 87 of this document.

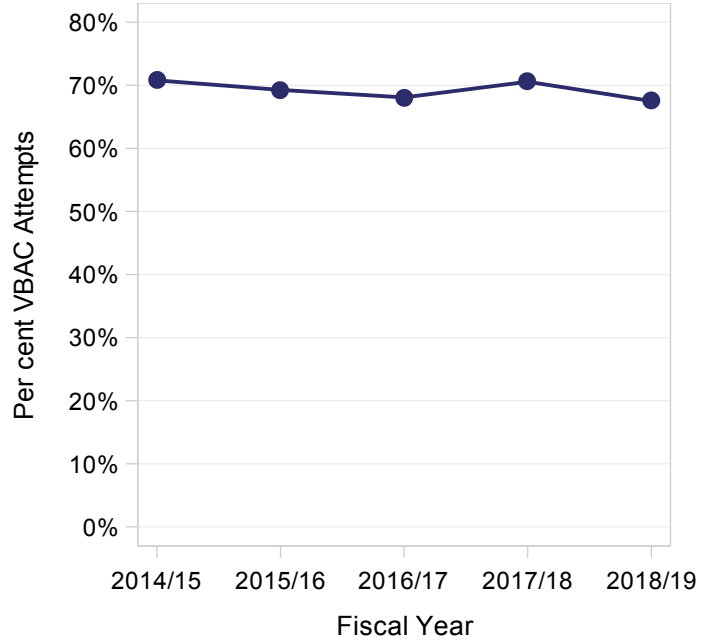
## Vaginal Birth After Cesarean (VBAC)

Deliveries in British Columbia: April 1, 2014 - March 31, 2019

### Crude VBAC Rate



### VBAC Success Rate



### Vaginal Birth After Cesarean (VBAC)

	Fiscal Year				
	2014/15	2015/16	2016/17	2017/18	2018/19
Crude VBAC Rate	18.5%	18.8%	17.8%	18.0%	17.7%
VBAC Eligible Rate	80.3%	79.3%	75.7%	76.2%	77.5%
VBAC Attempted Rate	32.3%	34.1%	34.5%	33.4%	33.7%
VBAC Success Rate	70.8%	69.3%	68.1%	70.6%	67.5%

**Crude VBAC Rate:** Total number vaginal deliveries / Women with a previous cesarean

**VBAC Eligible Rate:** Women considered eligible for VBAC / Women with a previous cesarean

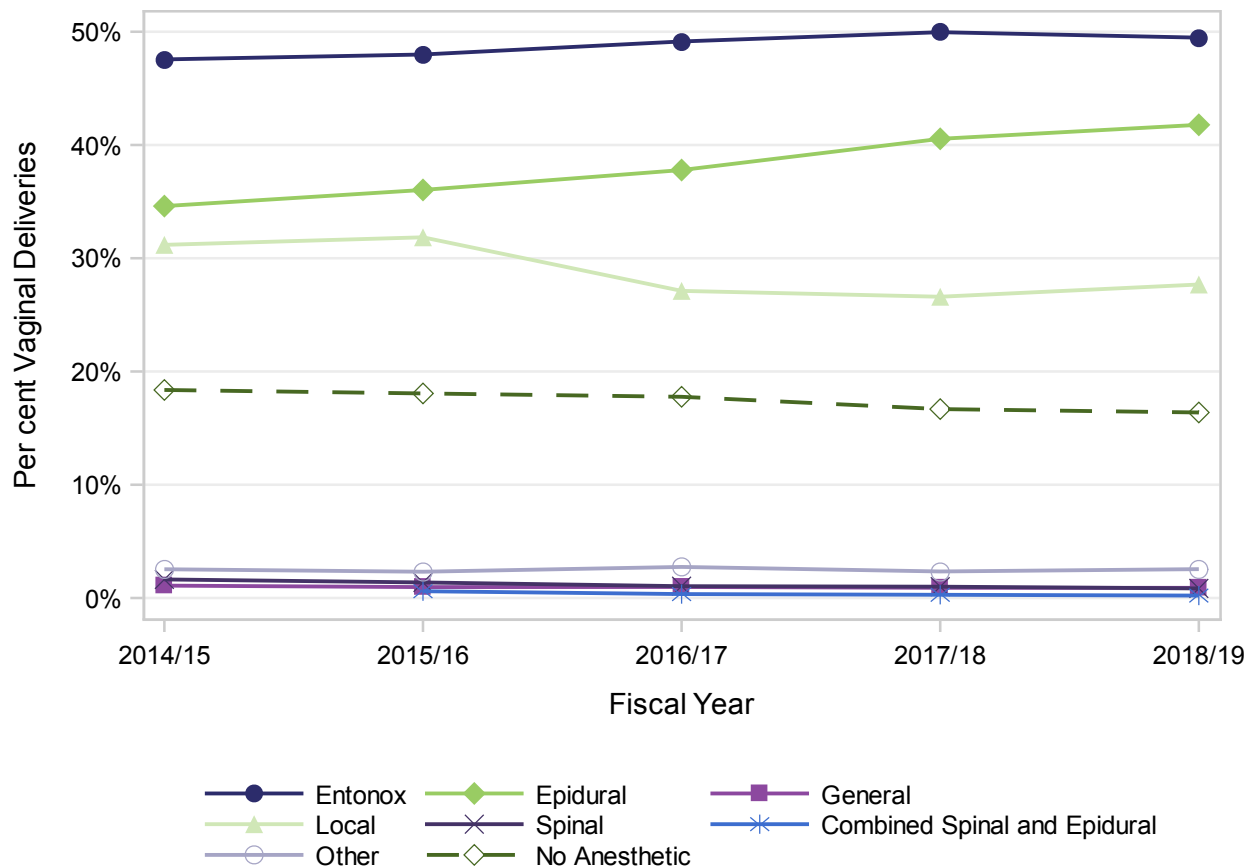
**VBAC Attempted Rate:** Women who attempted a VBAC / Women considered eligible for VBAC

**VBAC Success Rate:** Women with a vaginal delivery / Women who were eligible for and attempted VBAC

Definitions and specifications begin on Page 87 of this document.

## Anesthesia or Analgesia During Labour and Delivery Vaginal Deliveries

Deliveries in British Columbia: April 1, 2014 - March 31, 2019



Anesthesia or Analgesia	Fiscal Year				
	2014/15	2015/16	2016/17	2017/18	2018/19
Entonox	47.6%	48.0%	49.1%	50.0%	49.5%
Epidural	34.6%	36.0%	37.8%	40.5%	41.8%
General	1.1%	1.0%	1.0%	0.9%	0.9%
Local	31.2%	31.8%	27.1%	26.6%	27.7%
Spinal	1.6%	1.4%	1.0%	1.0%	0.8%
Combined Spinal and Epidural	-	-	-	NR	0.2%
Other	2.5%	2.3%	2.7%	2.3%	2.5%
No Anesthetic	18.4%	18.1%	17.8%	16.7%	16.4%

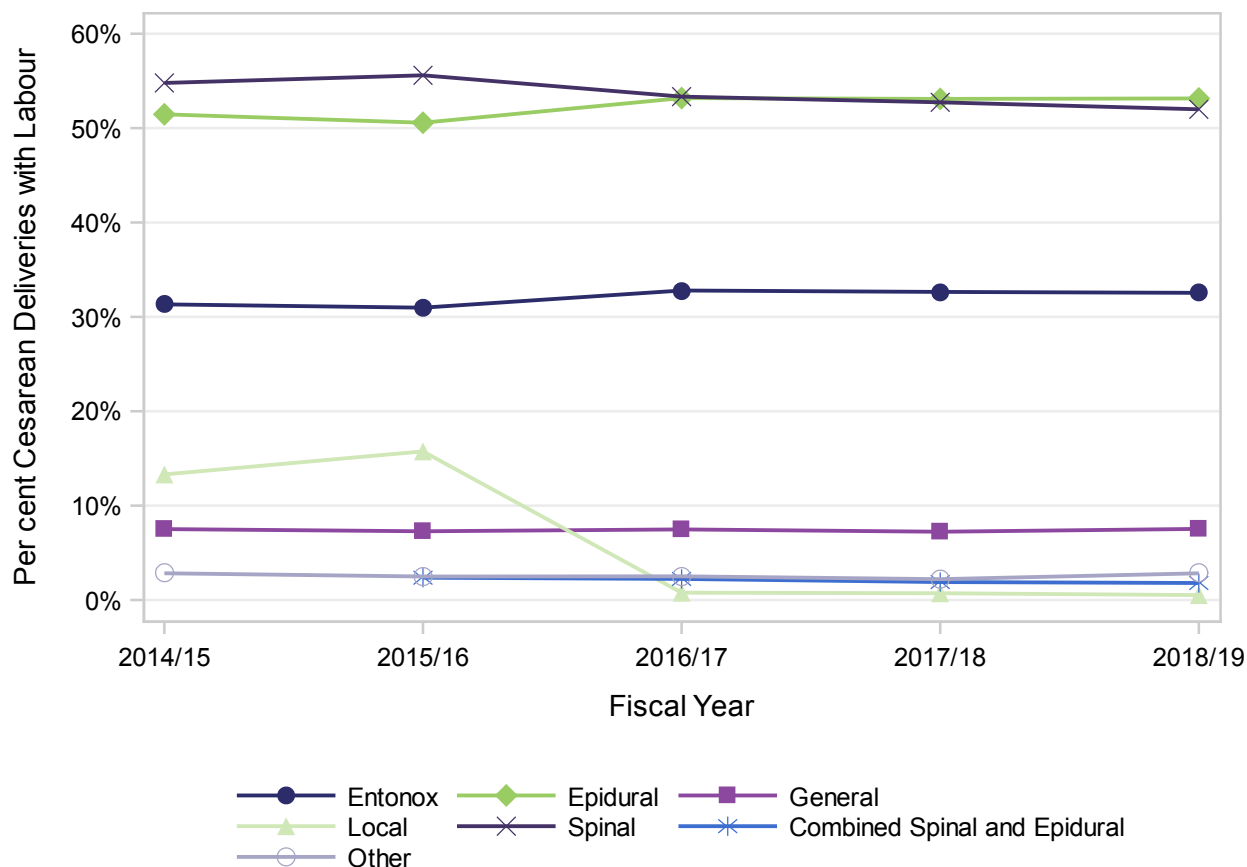
Effective April 2015, Combined spinal and epidural anaesthetic (CSE) is coded when a combined spinal and epidural are given at the same time. Multiple agents may be used.

NR: Rates and per cents based on numerators of 1 to 4 are not reported.

Definitions and specifications begin on Page 87 of this document.

## Anesthesia or Analgesia During Labour and Delivery Cesarean Deliveries with Labour

Deliveries in British Columbia: April 1, 2014 - March 31, 2019



Anesthesia or Analgesia	Fiscal Year				
	2014/15	2015/16	2016/17	2017/18	2018/19
Entonox	31.3%	31.0%	32.8%	32.6%	32.5%
Epidural	51.5%	50.6%	53.2%	53.1%	53.1%
General	7.5%	7.3%	7.5%	7.2%	7.5%
Local	13.3%	15.7%	0.8%	0.7%	0.5%
Spinal	54.8%	55.6%	53.3%	52.7%	52.0%
Combined Spinal and Epidural	-	-	-	NR	1.8%
Other	2.8%	2.5%	2.5%	2.2%	2.8%

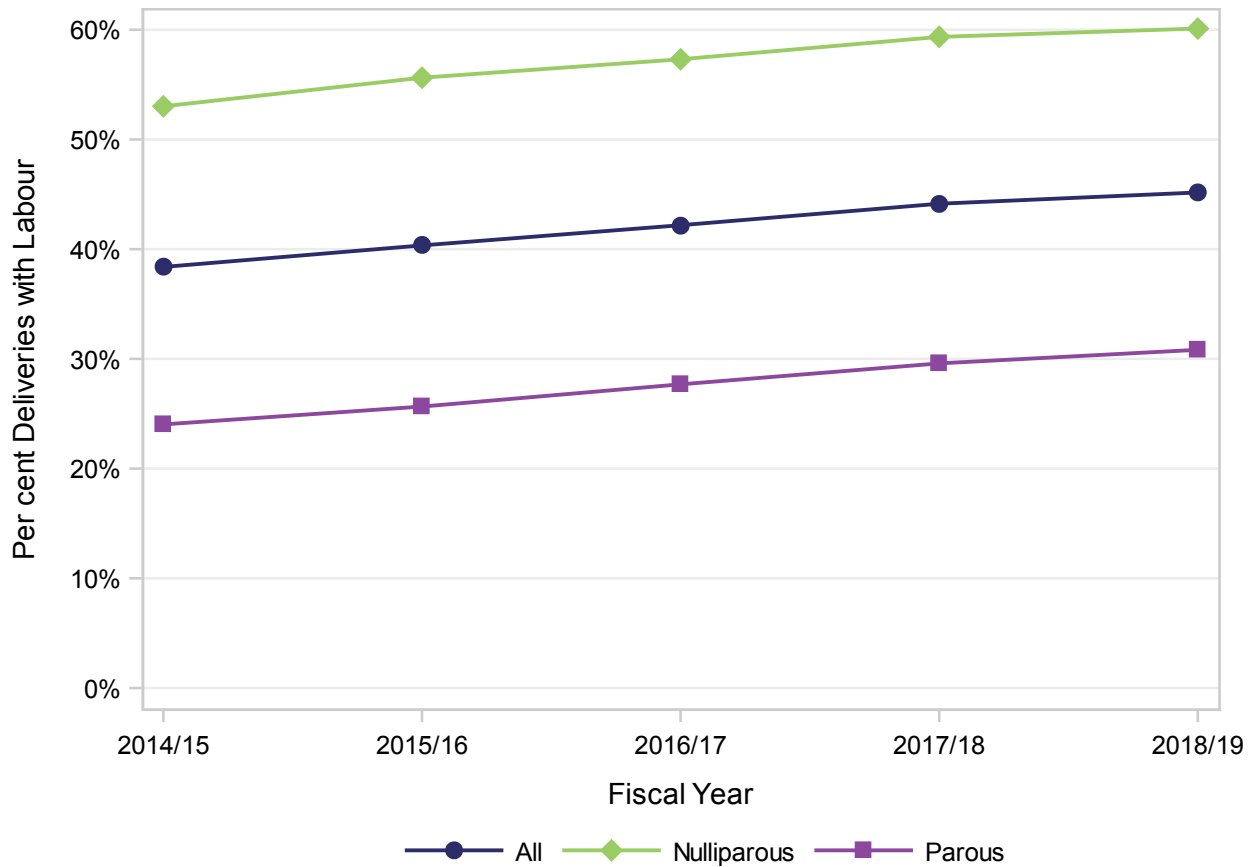
Effective April 2015, Combined spinal and epidural anaesthetic (CSE) is coded when a combined spinal and epidural are given at the same time. Multiple agents may be used.

NR: Rates and per cents based on numerators of 1 to 4 are not reported.

Definitions and specifications begin on Page 87 of this document.

# Epidural Anesthesia or Analgesia During Labour and Delivery by Parity

Deliveries in British Columbia: April 1, 2014 - March 31, 2019



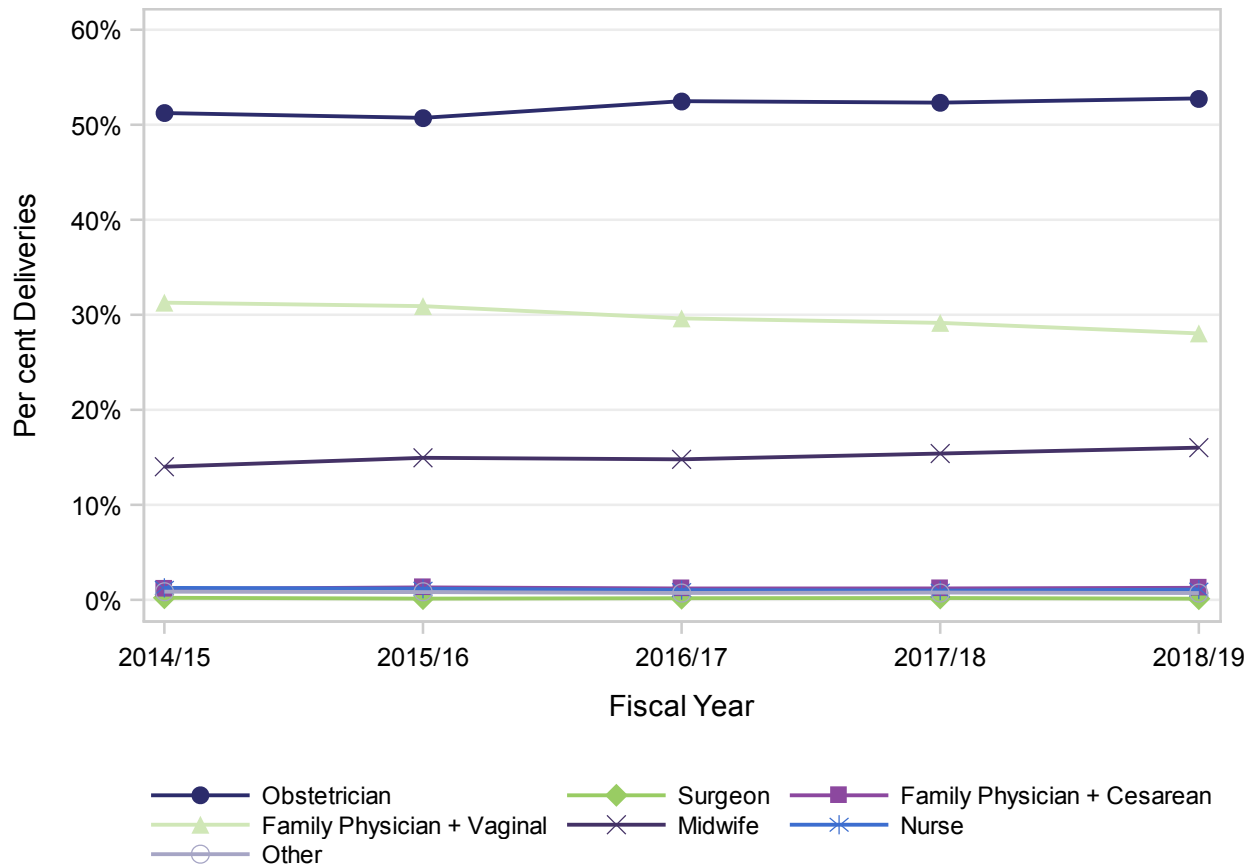
Parity	Fiscal Year				
	2014/15	2015/16	2016/17	2017/18	2018/19
All	38.4%	40.3%	42.2%	44.1%	45.2%
Nulliparous	53.0%	55.6%	57.3%	59.3%	60.1%
Parous	24.0%	25.7%	27.7%	29.6%	30.8%

Effective April 2015, Combined spinal and epidural anaesthetic (CSE) is coded when a combined spinal and epidural are given at the same time. Includes Combined spinal and epidural anaesthetic (CSE). Definitions and specifications begin on Page 87 of this document.



## Delivery Provider

Deliveries in British Columbia: April 1, 2014 - March 31, 2019

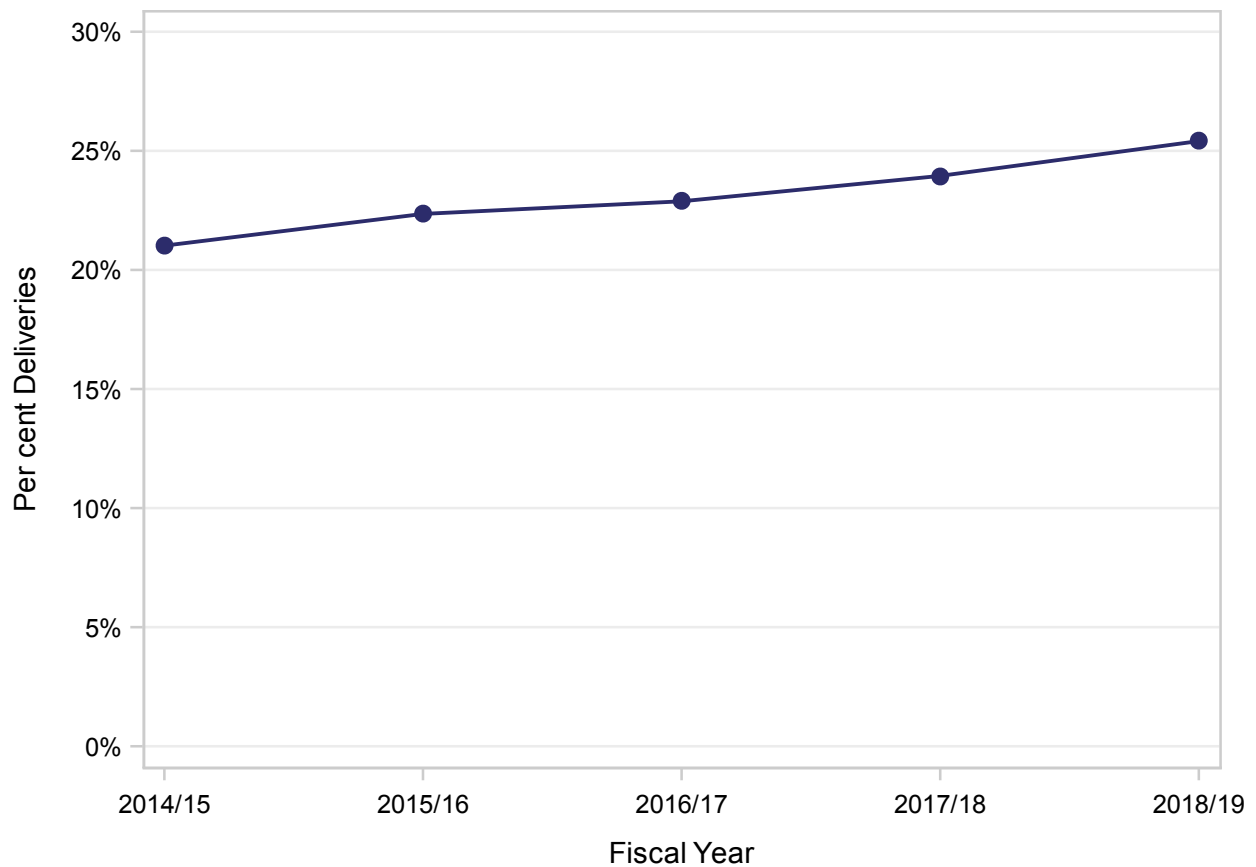


Delivery Provider	Fiscal Year				
	2014/15	2015/16	2016/17	2017/18	2018/19
Obstetrician	51.2%	50.7%	52.5%	52.3%	52.8%
Surgeon	0.2%	0.1%	0.2%	0.2%	0.1%
Family Physician + Cesarean	1.2%	1.3%	1.2%	1.2%	1.3%
Family Physician + Vaginal	31.3%	30.9%	29.6%	29.1%	28.0%
Midwife	14.0%	14.9%	14.8%	15.4%	16.0%
Nurse	1.3%	1.2%	1.0%	1.0%	1.1%
Other	0.9%	0.8%	0.7%	0.8%	0.7%

Describes the training of the provider who delivered the baby. This may not be the same type of health care professional who provided antenatal care. Definitions and specifications begin on Page 87 of this document.

## Deliveries with Midwifery-Involved Care

Deliveries in British Columbia: April 1, 2014 - March 31, 2019

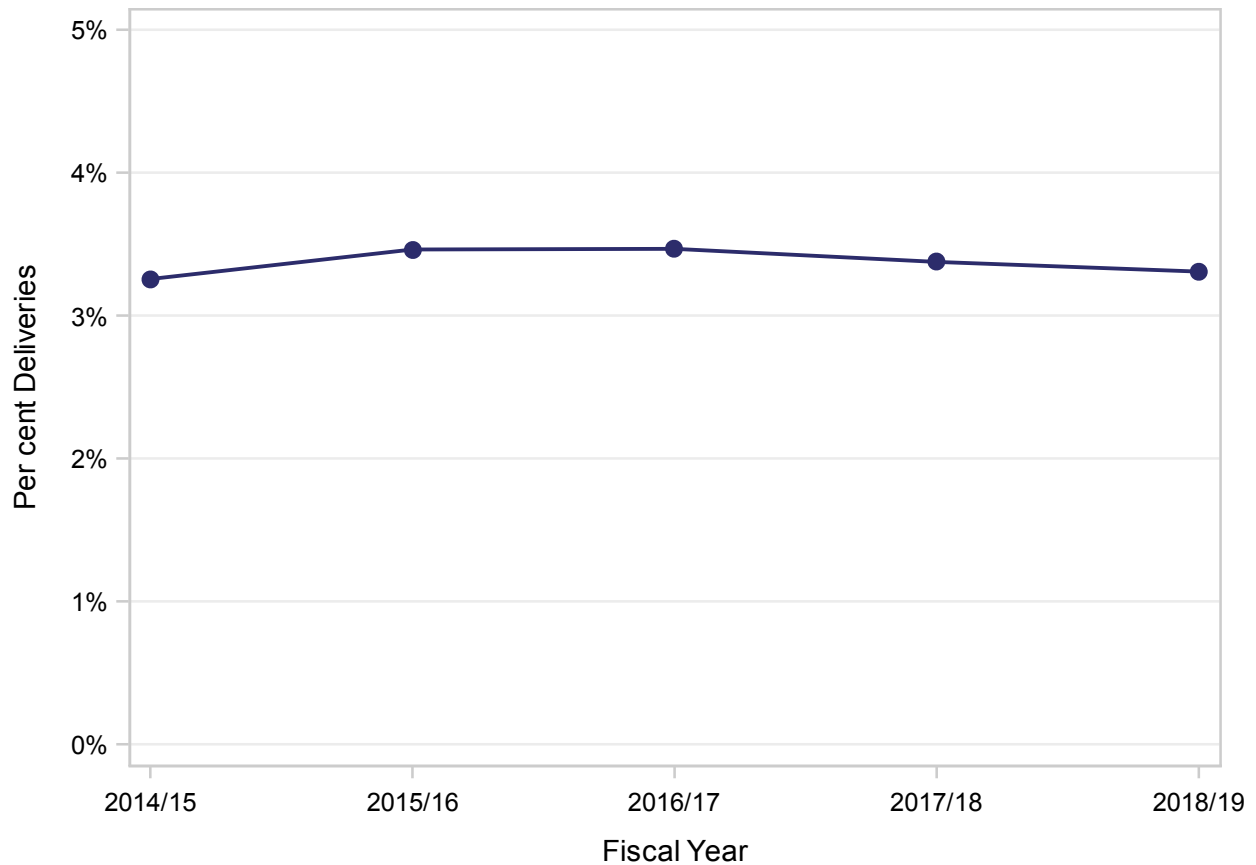


	Fiscal Year				
	2014/15	2015/16	2016/17	2017/18	2018/19
Deliveries with Midwifery-Involved Care	21.0%	22.4%	22.9%	23.9%	25.4%

Indicates if a registered midwife was involved at any point in maternal or newborn care. May not be the provider who performs the delivery. Definitions and specifications begin on Page 87 of this document.

## Deliveries at Home with a Registered Midwife

Deliveries in British Columbia: April 1, 2014 - March 31, 2019



	Fiscal Year				
	2014/15	2015/16	2016/17	2017/18	2018/19
Deliveries at Home	3.3%	3.5%	3.5%	3.4%	3.3%

Includes deliveries at home where the woman was admitted to acute care within 24 hours.

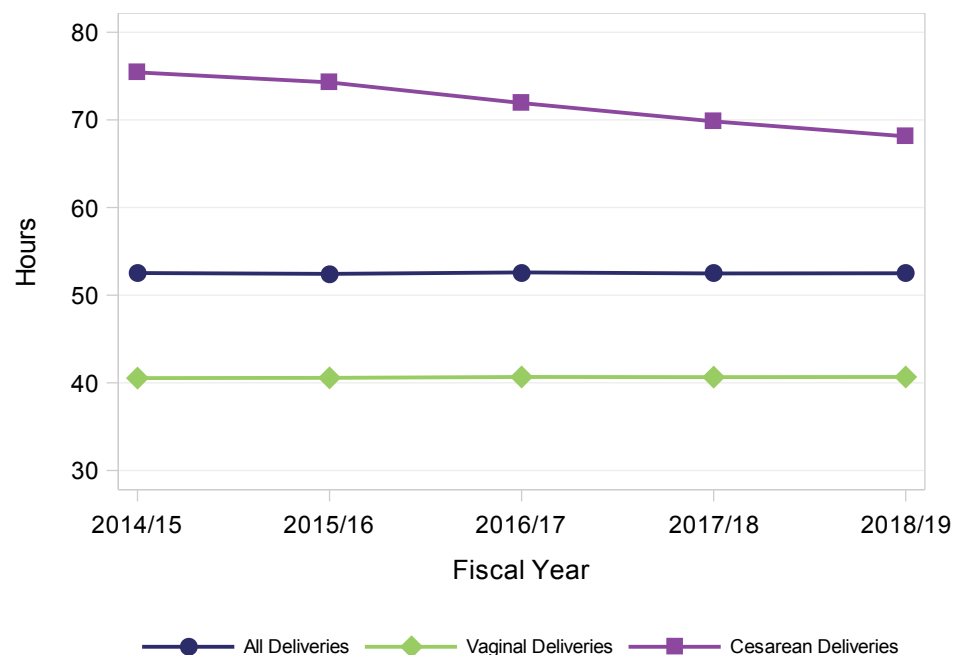
Until March 31, 2014, if a baby born at home with a registered midwife was admitted to acute care within 24 hours birth, the acute care admission was their Birth Admission and the transfer was not recorded. Effective April 1, 2014, babies born at home with a registered midwife have home as the location of the Birth Admission. All admissions to acute care within 28 days, including those within 24 hours of birth, are counted as Post-Neonatal Admissions.

Definitions and specifications begin on Page 87 of this document.

## Length of Stay for the Delivery Episode of Care by Mode of Delivery

Deliveries in British Columbia: April 1, 2014 - March 31, 2019

Median Total Length of Stay (Hours)



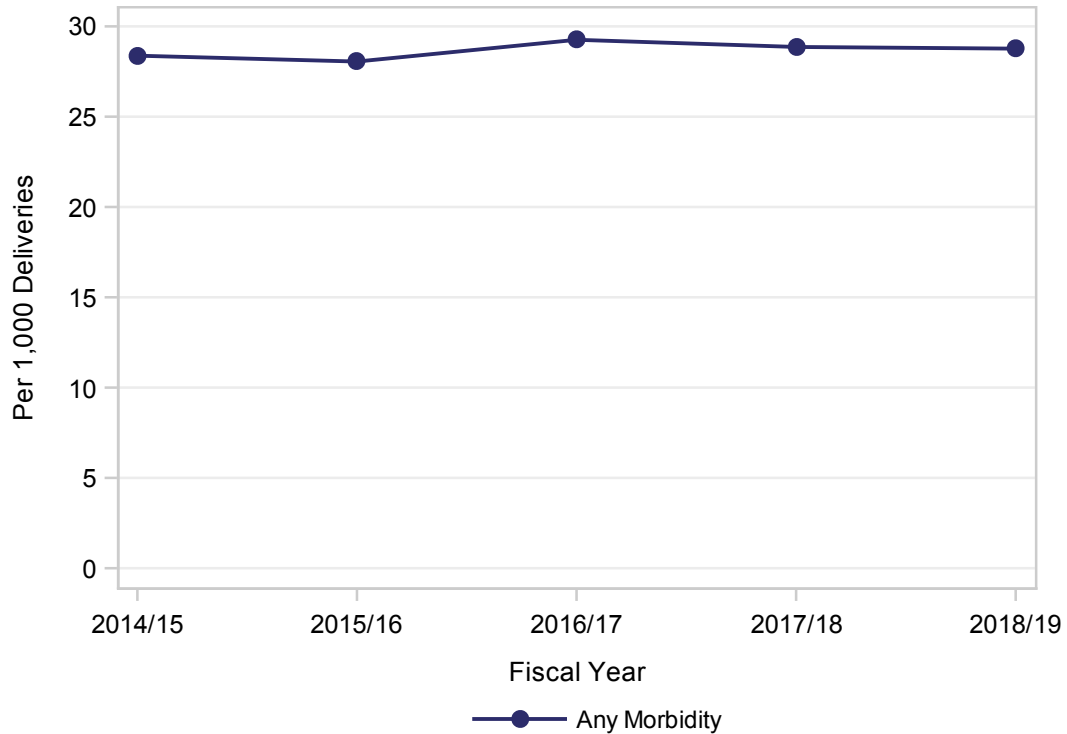
### Median Antepartum, Postpartum, and Total Length of Stay for the Delivery Episode of Care

Mode of Delivery	Antepartum LOS (Hours)					Postpartum LOS (Hours)					Total LOS (Hours)				
	Fiscal Year					Fiscal Year					Fiscal Year				
	14/15	15/16	16/17	17/18	18/19	14/15	15/16	16/17	17/18	18/19	14/15	15/16	16/17	17/18	18/19
All Deliveries	5.7	5.7	5.8	6.0	5.9	44.0	43.9	44.2	44.1	44.1	52.5	52.4	52.6	52.5	52.5
Vaginal Deliveries	5.7	5.6	5.8	6.0	6.0	33.6	33.7	33.5	33.3	33.3	40.5	40.6	40.7	40.7	40.7
Cesarean Deliveries	5.8	5.8	5.8	5.7	5.7	64.3	62.2	59.8	57.9	56.5	75.4	74.3	71.9	69.8	68.1

Deliveries outside acute care facilities are excluded.  
Definitions and specifications begin on Page 87 of this document.

## Maternal Morbidity

Deliveries in British Columbia: April 1, 2014 - March 31, 2019



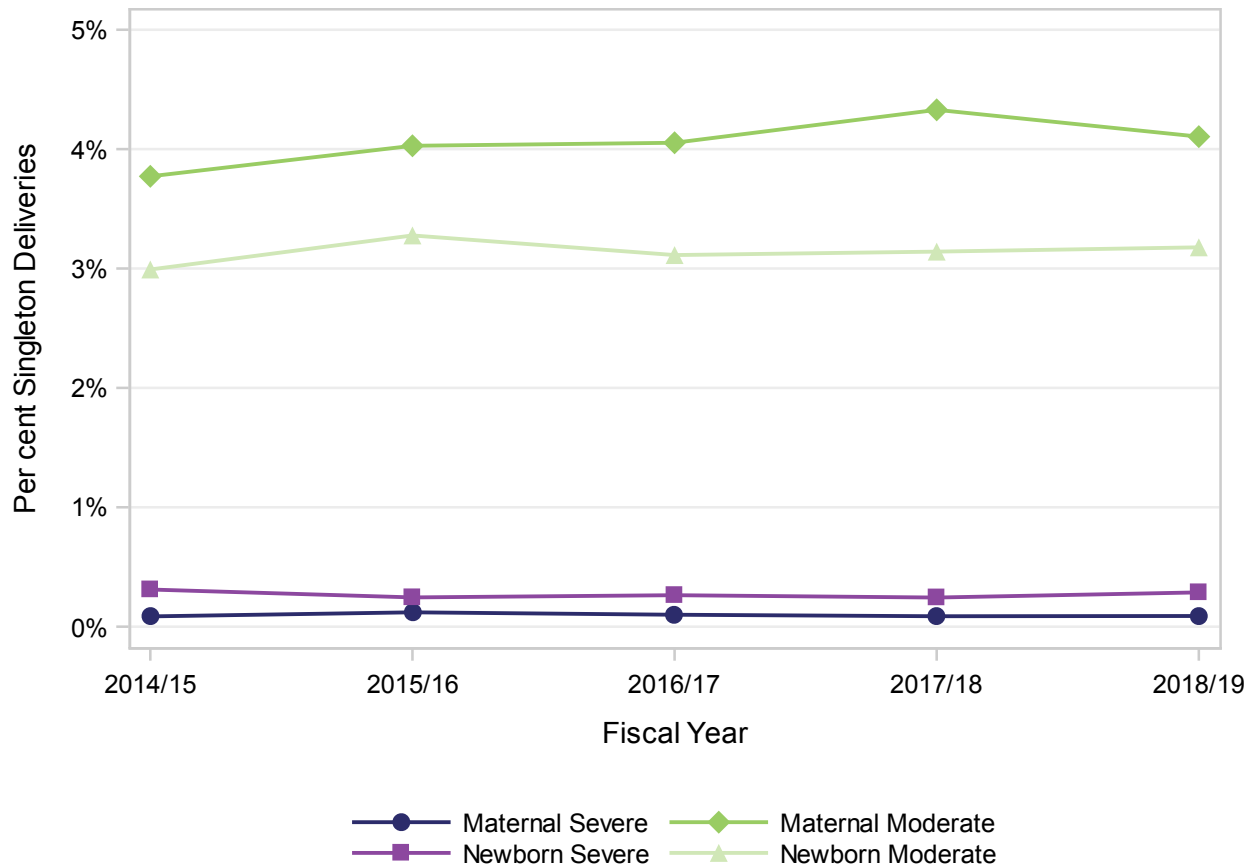
### Specific Maternal Morbidities

Type of Morbidity	Fiscal Year				
	2014/15 per 1,000	2015/16 per 1,000	2016/17 per 1,000	2017/18 per 1,000	2018/19 per 1,000
Liver Complications	7.3	7.9	7.9	9.9	9.8
Postpartum Hemorrhage with Transfusion	5.5	6.0	7.0	6.9	6.5
Urinary Tract Infection	4.5	4.6	4.1	3.3	3.6
Sepsis	5.6	5.1	4.6	4.5	4.4
Wound Infection	4.0	3.0	3.3	3.0	2.8
HELLP	3.1	3.2	3.4	3.0	3.2
Anesthetic Complications	1.8	1.7	2.3	1.6	1.4
Antepartum Hemorrhage with Transfusion	1.4	1.3	1.9	1.5	2.1
Eclampsia	0.5	0.5	0.4	0.2	0.4
Shock	0.3	0.6	0.5	0.3	0.3
Pulmonary Embolism	0.3	0.4	0.4	0.3	0.2
Postpartum Hemorrhage with Hysterectomy	0.5	0.5	0.5	0.5	0.4
Stroke	0.3	0.4	0.4	0.5	0.5

Definitions and specifications begin on Page 87 of this document.

## Adverse Outcome of Labour or Delivery

Deliveries in British Columbia: April 1, 2014 - March 31, 2019

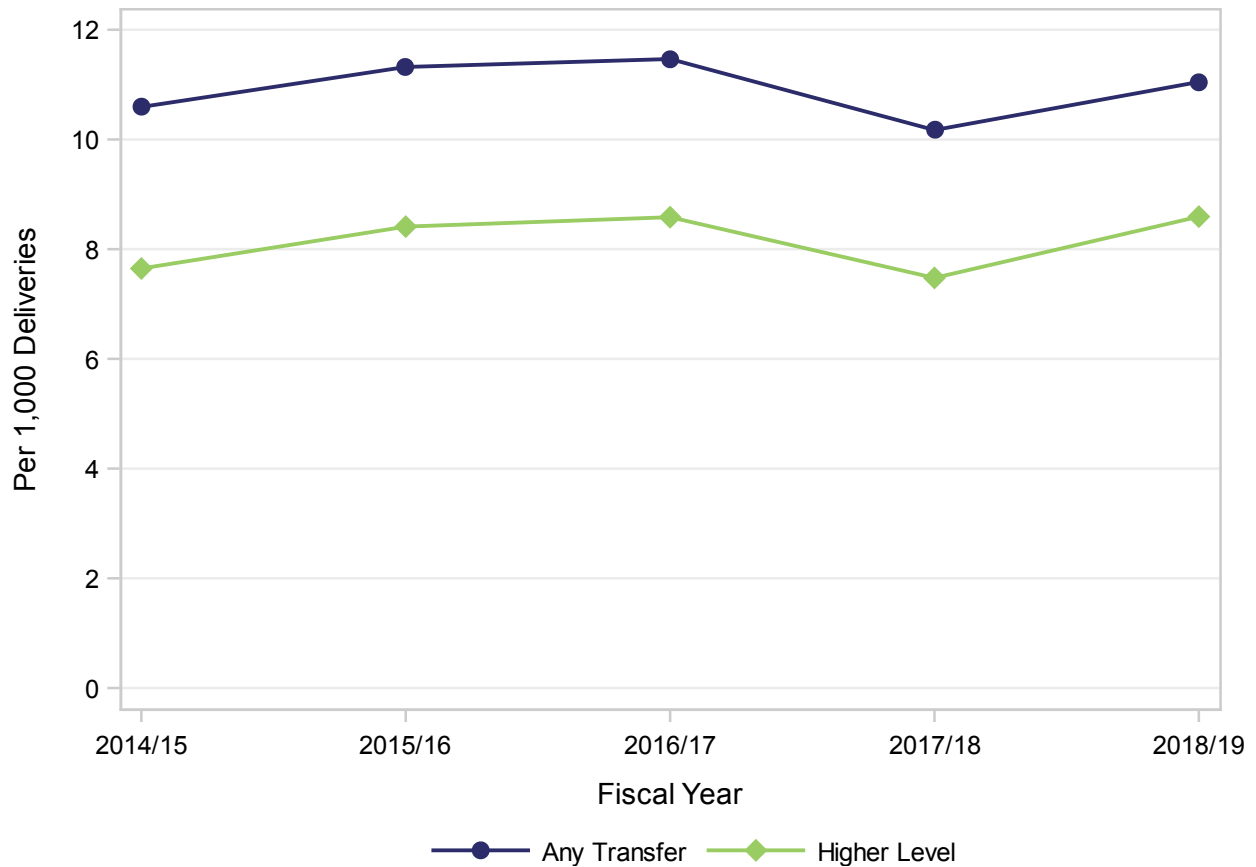


	Fiscal Year				
	2014/15	2015/16	2016/17	2017/18	2018/19
Any Adverse Outcome	7.0%	7.5%	7.3%	7.6%	7.5%
Maternal Severe Adverse Outcome	0.1%	0.1%	0.1%	0.1%	0.1%
Maternal Moderate Adverse Outcome	3.8%	4.0%	4.1%	4.3%	4.1%
Neonatal Severe Adverse Outcome	0.3%	0.2%	0.3%	0.2%	0.3%
Neonatal Moderate Adverse Outcome	3.0%	3.3%	3.1%	3.1%	3.2%

Definitions and specifications begin on Page 87 of this document.

# Maternal Hospital Transfers

Deliveries in British Columbia: April 1, 2014 - March 31, 2019



Type of Transfer	Fiscal Year				
	2014/15	2015/16	2016/17	2017/18	2018/19
	per 1,000	per 1,000	per 1,000	per 1,000	per 1,000
Any Transfer	10.6	11.3	11.5	10.2	11.0
Higher Level	7.6	8.4	8.6	7.5	8.6

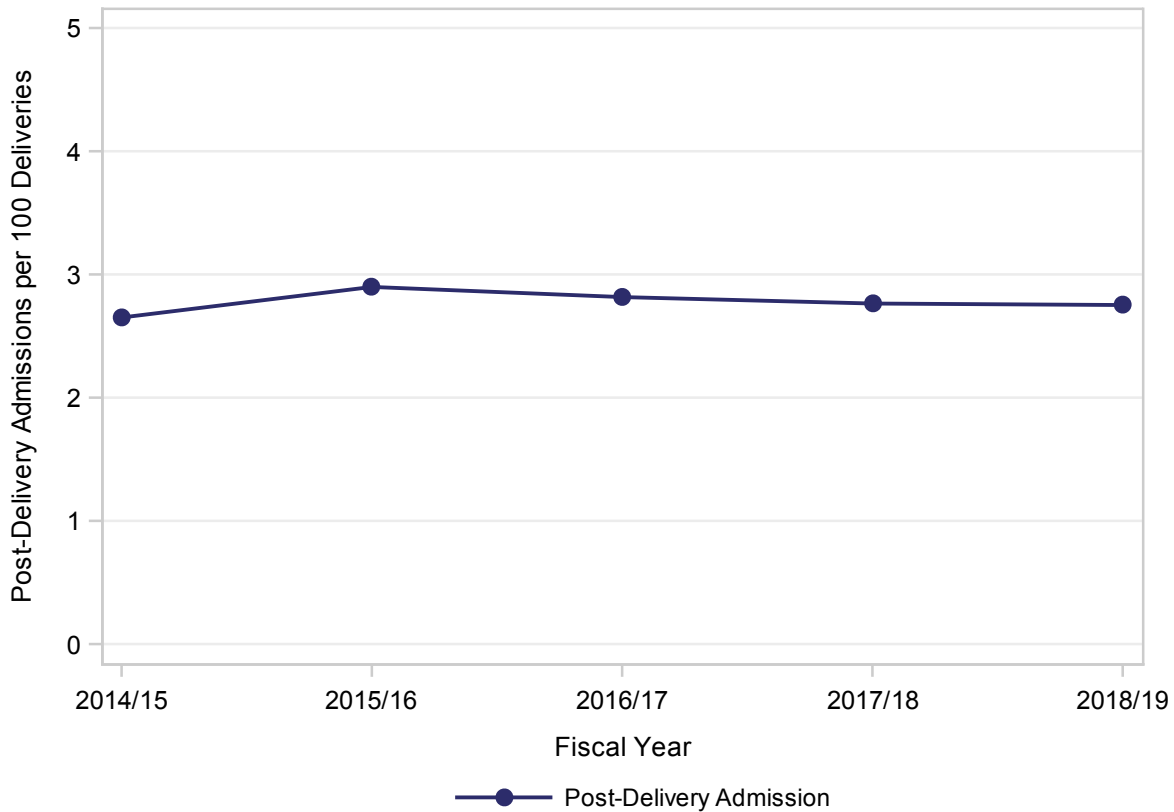
Women may be transferred to another hospital for either maternal or neonatal indications.

Includes transfers from an inpatient Delivery Admission directly to another acute care facility. Women who delivered at home and were subsequently admitted to acute care are not included.

Definitions and specifications begin on Page 87 of this document.

## Post-Delivery Admissions

Deliveries in British Columbia: April 1, 2014 - March 31, 2019



### Leading Diagnoses Associated with Post-Delivery Admissions Per cent Post-Delivery Admissions

Most Responsible Diagnosis	Fiscal Year				
	2014/15	2015/16	2016/17	2017/18	2018/19
Routine Postpartum Care	27.2%	28.0%	23.9%	23.3%	22.9%
Postpartum Hemorrhage	16.0%	17.0%	16.3%	18.4%	17.3%
Postpartum Infection	18.8%	16.3%	16.7%	17.4%	15.7%
Hypertension or Eclampsia	6.3%	7.0%	10.2%	12.0%	12.5%
Other Diseases Complicating Pregnancy	9.0%	10.1%	9.7%	9.3%	9.6%
Other Wound Issues	6.1%	6.3%	5.7%	5.3%	6.9%
Retained Placenta Without Hemorrhage	2.1%	1.5%	2.8%	2.3%	2.5%
Complications of Anesthesia	2.6%	2.4%	2.9%	1.3%	2.0%
Care of Breasts	1.5%	2.0%	1.7%	2.0%	1.9%
Pregnancy-Associated Mental Health	1.0%	1.1%	1.0%	0.7%	0.9%

Post-Delivery Admissions include inter-hospital transfers and readmissions from home. Definitions and specifications begin on Page 87 of this document.

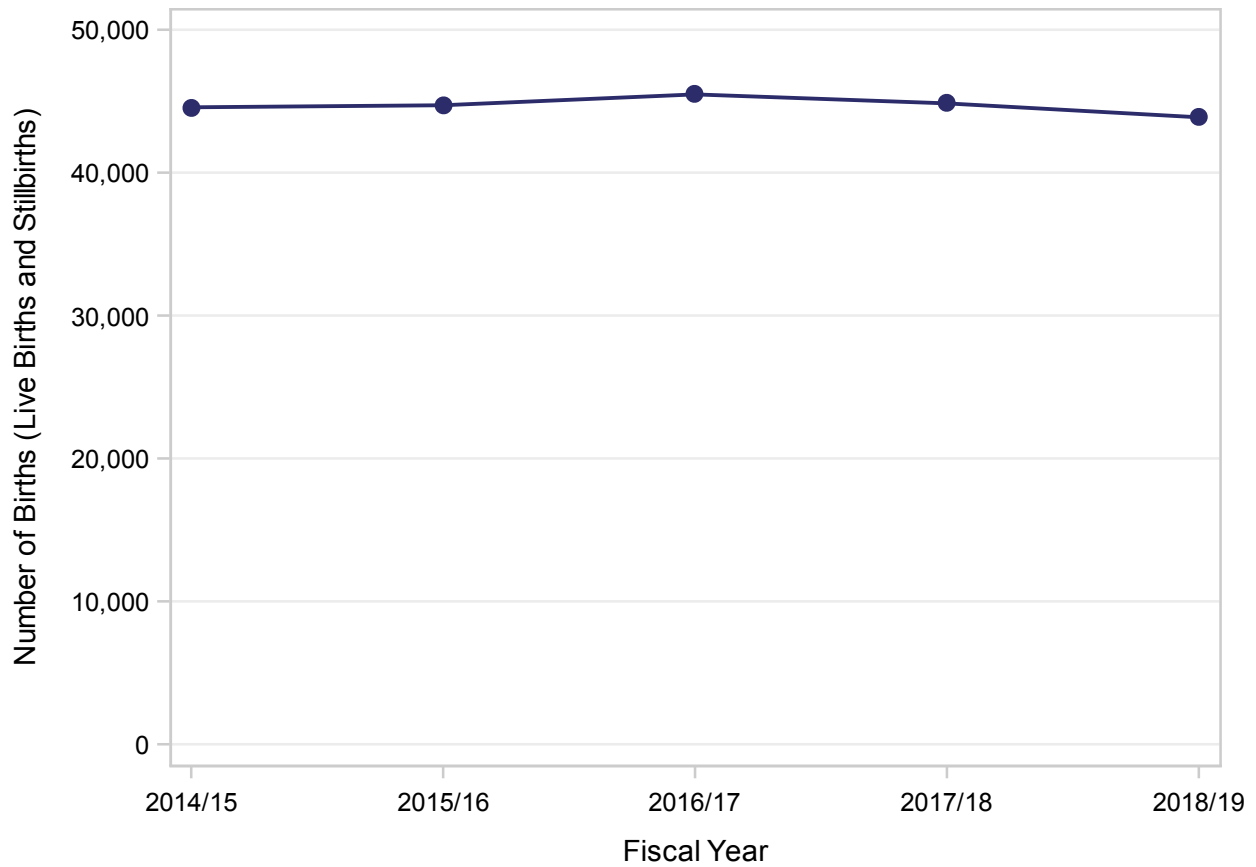


**Perinatal Health Report 2014/15 to 2018/19**  
**Births in British Columbia**

**Section 3: Newborn Health**

## Total Births

Births in British Columbia: April 1, 2014 - March 31, 2019

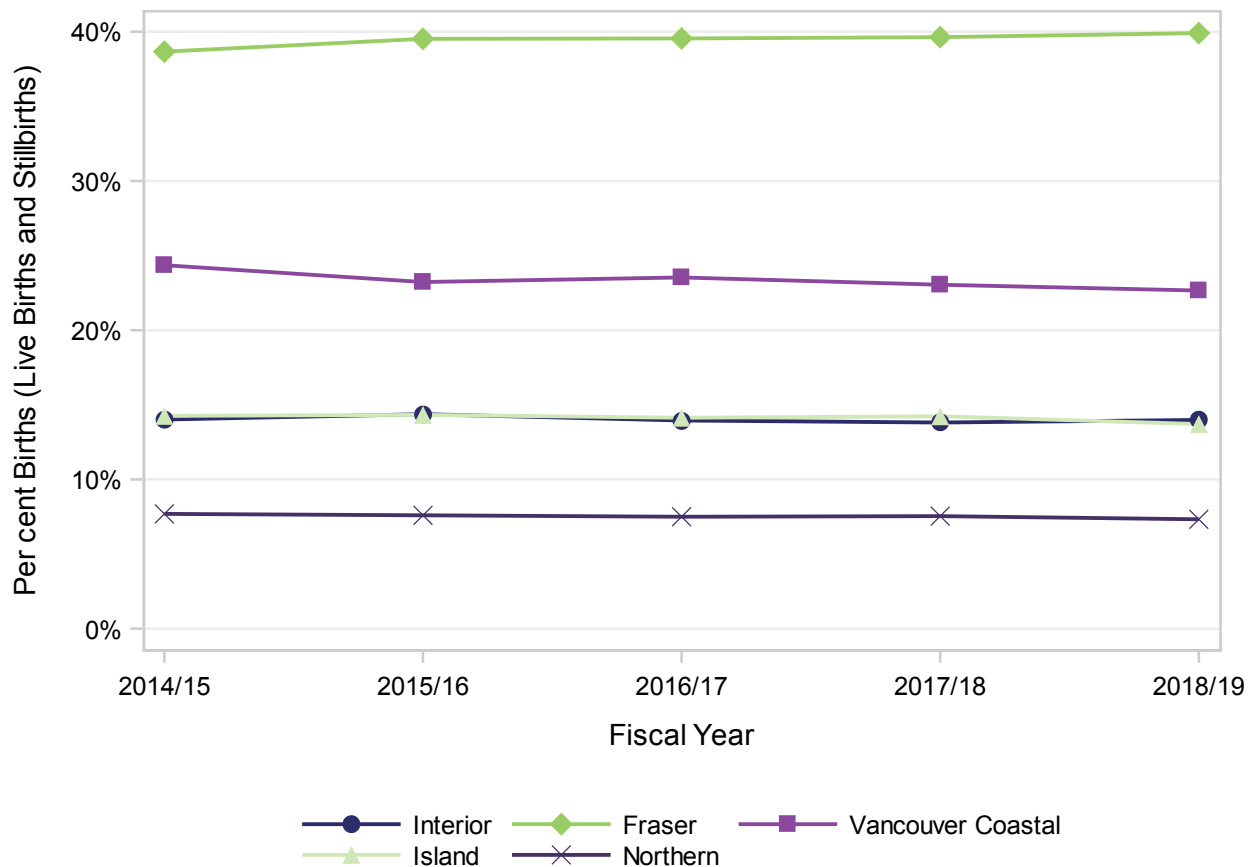


	Fiscal Year				
	2014/15	2015/16	2016/17	2017/18	2018/19
British Columbia	44,572	44,716	45,476	44,846	43,872

Definitions and specifications begin on Page 87 of this document.

## Total Births by Resident Health Authority

Births in British Columbia: April 1, 2014 - March 31, 2019



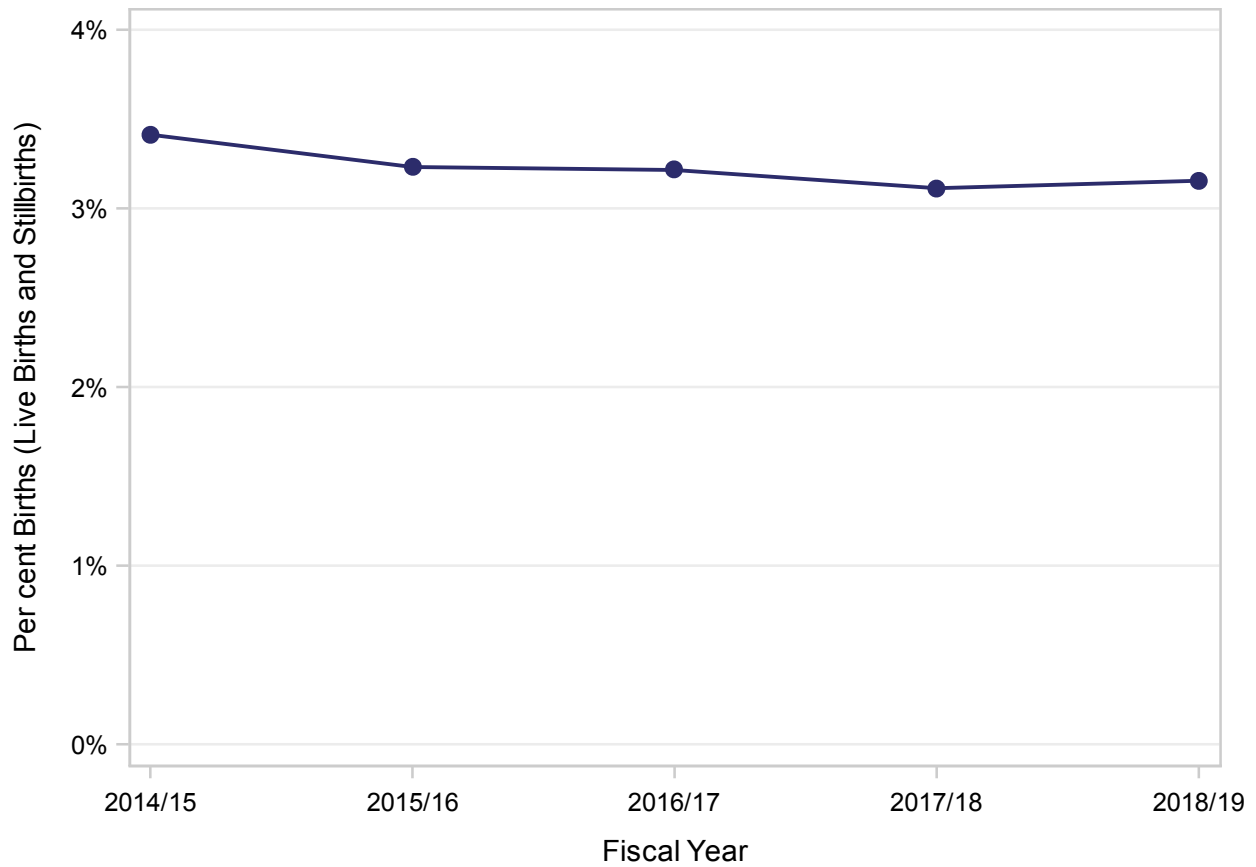
Health Authority	Fiscal Year									
	2014/15		2015/16		2016/17		2017/18		2018/19	
	Count	Per cent	Count	Per cent	Count	Per cent	Count	Per cent	Count	Per cent
Interior	6,246	14.0%	6,427	14.4%	6,344	14.0%	6,195	13.8%	6,136	14.0%
Fraser	17,233	38.7%	17,674	39.5%	17,986	39.6%	17,775	39.6%	17,509	39.9%
Vancouver Coastal	10,856	24.4%	10,386	23.2%	10,703	23.5%	10,335	23.0%	9,940	22.7%
Island	6,356	14.3%	6,406	14.3%	6,428	14.1%	6,383	14.2%	6,015	13.7%
Northern	3,428	7.7%	3,397	7.6%	3,411	7.5%	3,382	7.5%	3,215	7.3%

Only births with known British Columbia Health Authority of residence are shown. Resident Health Authority was determined from the mother's delivery record.

Definitions and specifications begin on Page 87 of this document.

## Births Part of a Multiple Gestation

Births in British Columbia: April 1, 2014 - March 31, 2019

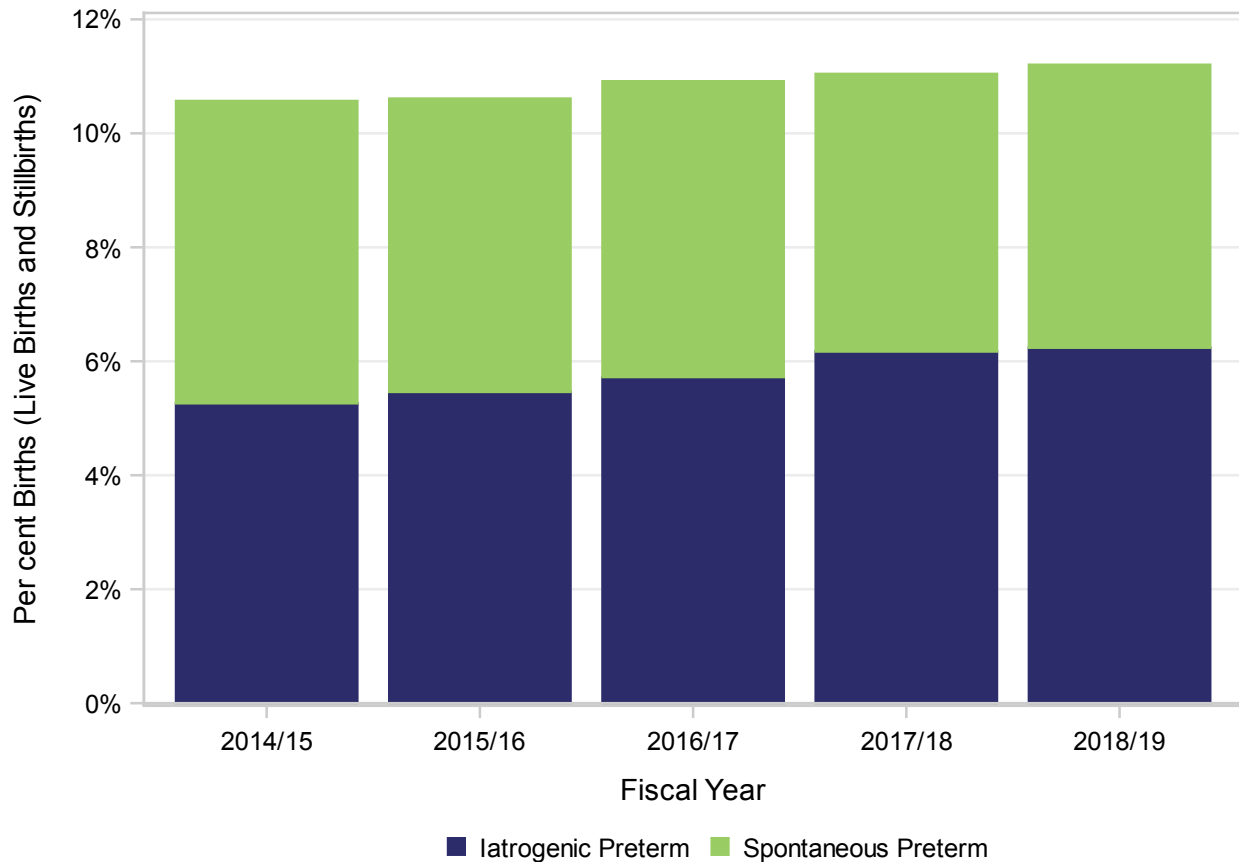


	Fiscal Year				
	2014/15	2015/16	2016/17	2017/18	2018/19
Multiple Gestation	3.4%	3.2%	3.2%	3.1%	3.2%

Includes twin, triplet, and quadruplet births.  
 Definitions and specifications begin on Page 87 of this document.

## Preterm Birth

Births in British Columbia: April 1, 2014 - March 31, 2019

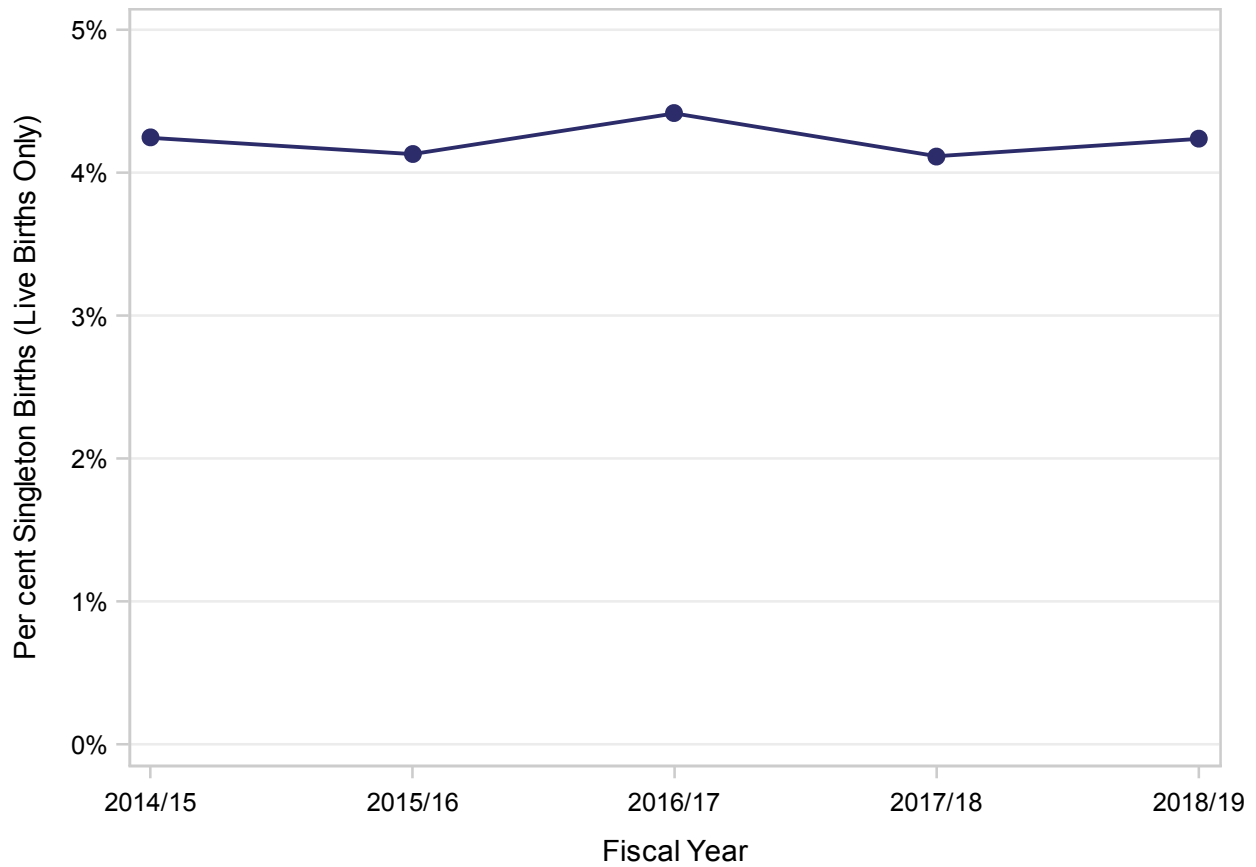


	Fiscal Year				
	2014/15	2015/16	2016/17	2017/18	2018/19
Iatrogenic Preterm	5.3%	5.5%	5.7%	6.2%	6.2%
Spontaneous Preterm	5.3%	5.1%	5.2%	4.9%	5.0%
Total Preterm	10.6%	10.6%	10.9%	11.0%	11.2%

Definitions and specifications begin on Page 87 of this document.

## Low Birthweight Singletons

Births in British Columbia: April 1, 2014 - March 31, 2019

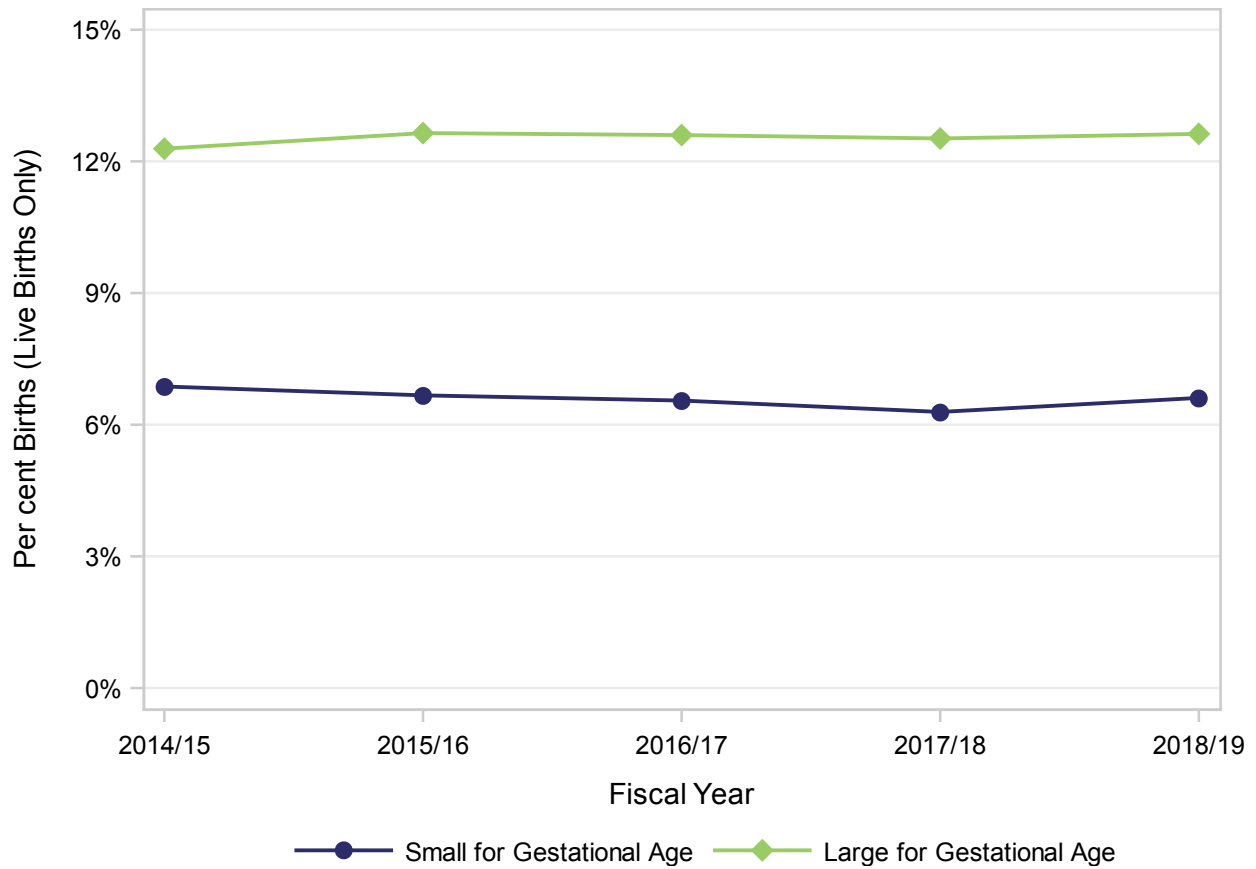


	Fiscal Year				
	2014/15	2015/16	2016/17	2017/18	2018/19
Low Birthweight	4.2%	4.1%	4.4%	4.1%	4.2%

Definitions and specifications begin on Page 87 of this document.

## Weight for Gestational Age

Births in British Columbia: April 1, 2014 - March 31, 2019

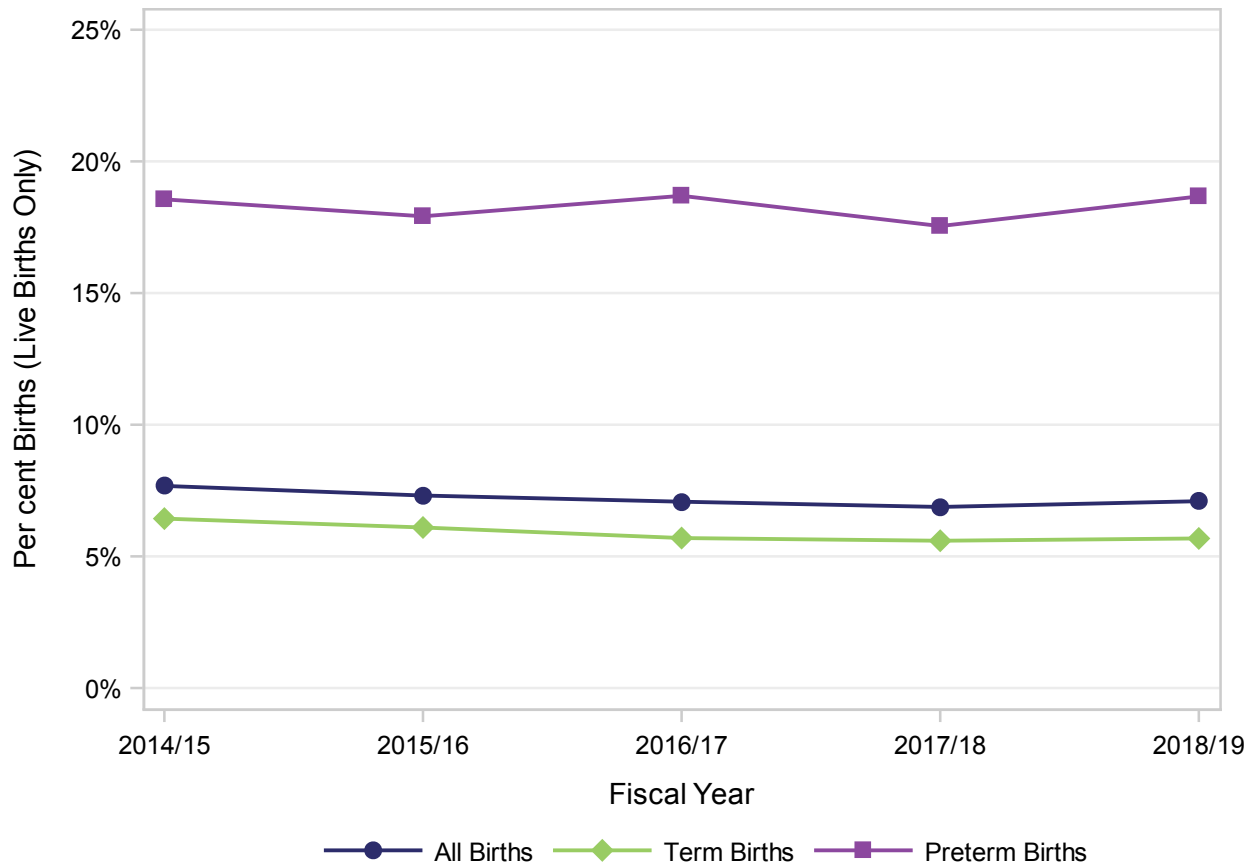


	Fiscal Year				
	2014/15	2015/16	2016/17	2017/18	2018/19
Small for Gestational Age	6.9%	6.7%	6.6%	6.3%	6.6%
Large for Gestational Age	12.3%	12.6%	12.6%	12.5%	12.6%

Definitions and specifications begin on Page 87 of this document.

## Newborn Resuscitation by Gestational Age

Births in British Columbia: April 1, 2014 - March 31, 2019



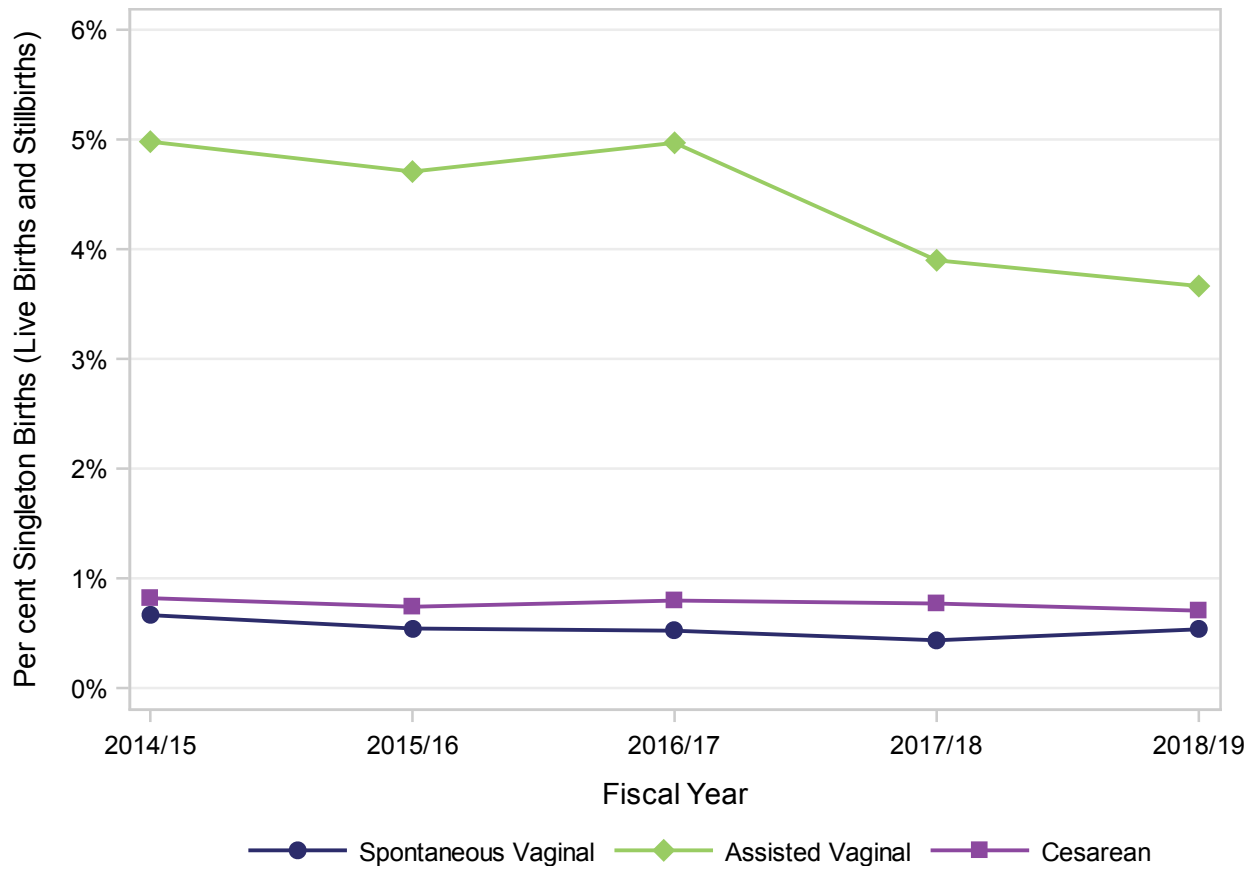
Gestational Age	Fiscal Year				
	2014/15	2015/16	2016/17	2017/18	2018/19
All Births	7.6%	7.3%	7.0%	6.8%	7.1%
Term Births	6.4%	6.1%	5.7%	5.6%	5.7%
Preterm Births	18.2%	17.8%	18.4%	17.2%	18.5%

Definitions and specifications begin on Page 87 of this document.



## Birth Injury by Mode of Delivery

Births in British Columbia: April 1, 2014 - March 31, 2019

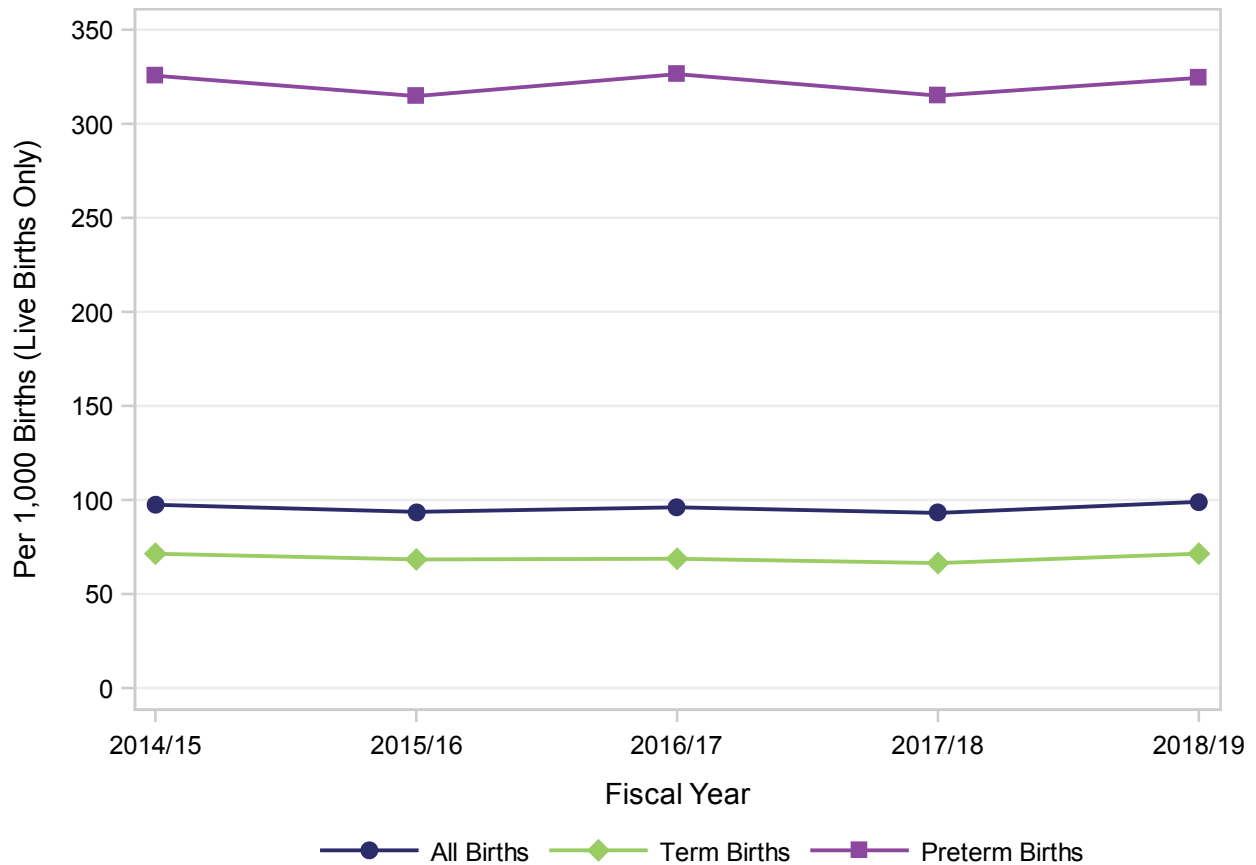


Mode of Delivery	Fiscal Year				
	2014/15	2015/16	2016/17	2017/18	2018/19
Spontaneous Vaginal	0.7%	0.5%	0.5%	0.4%	0.5%
Assisted Vaginal	5.0%	4.7%	5.0%	3.9%	3.7%
Cesarean	0.8%	0.7%	0.8%	0.8%	0.7%

Definitions and specifications begin on Page 87 of this document.

## Neonatal Morbidity by Gestational Age

Births in British Columbia: April 1, 2014 - March 31, 2019

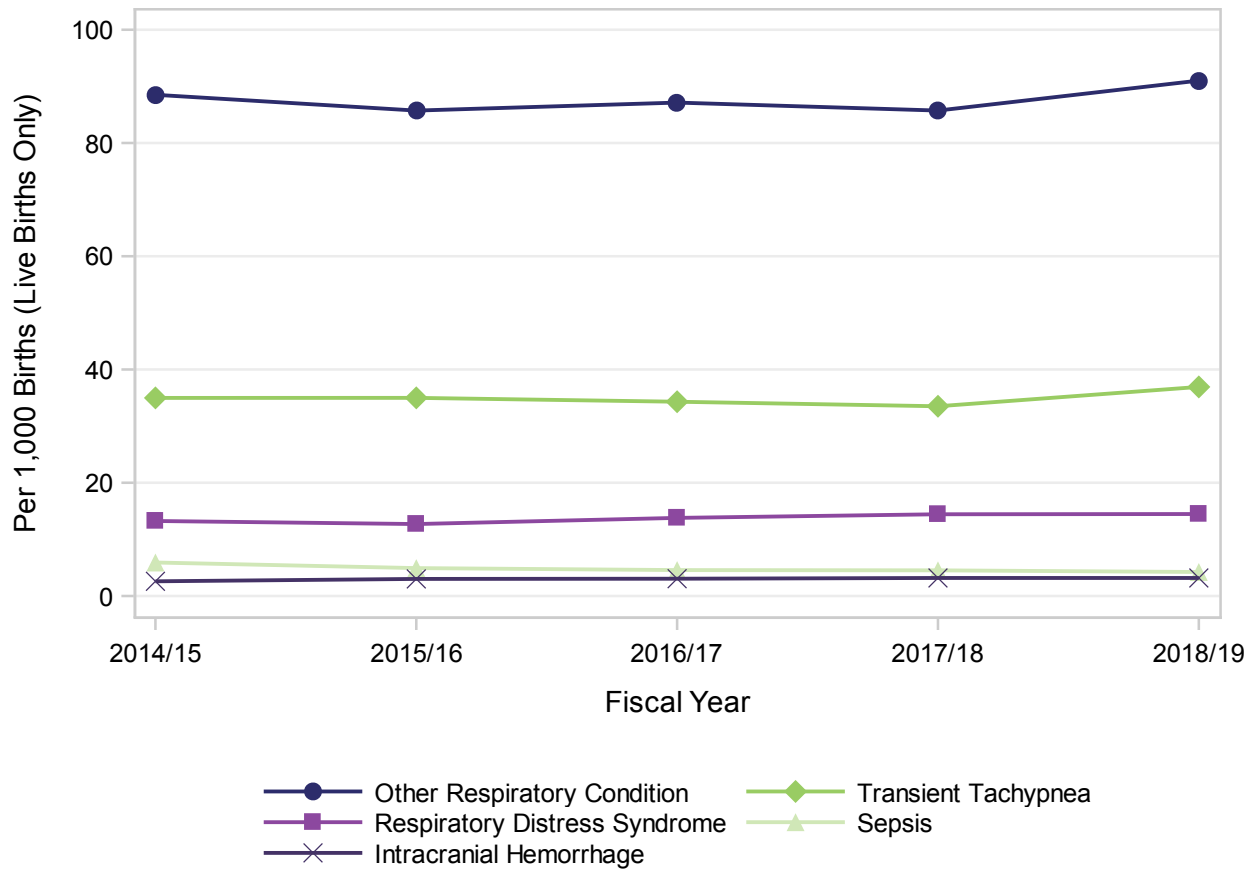


Gestational Age	Fiscal Year				
	2014/15 per 1,000	2015/16 per 1,000	2016/17 per 1,000	2017/18 per 1,000	2018/19 per 1,000
All Births	97.4	93.7	96.1	93.1	99.0
Term Births	71.4	68.4	68.7	66.4	71.4
Preterm Births	325.5	314.7	326.4	315.0	324.4

Definitions and specifications begin on Page 87 of this document.

## Type of Neonatal Morbidity

Births in British Columbia: April 1, 2014 - March 31, 2019

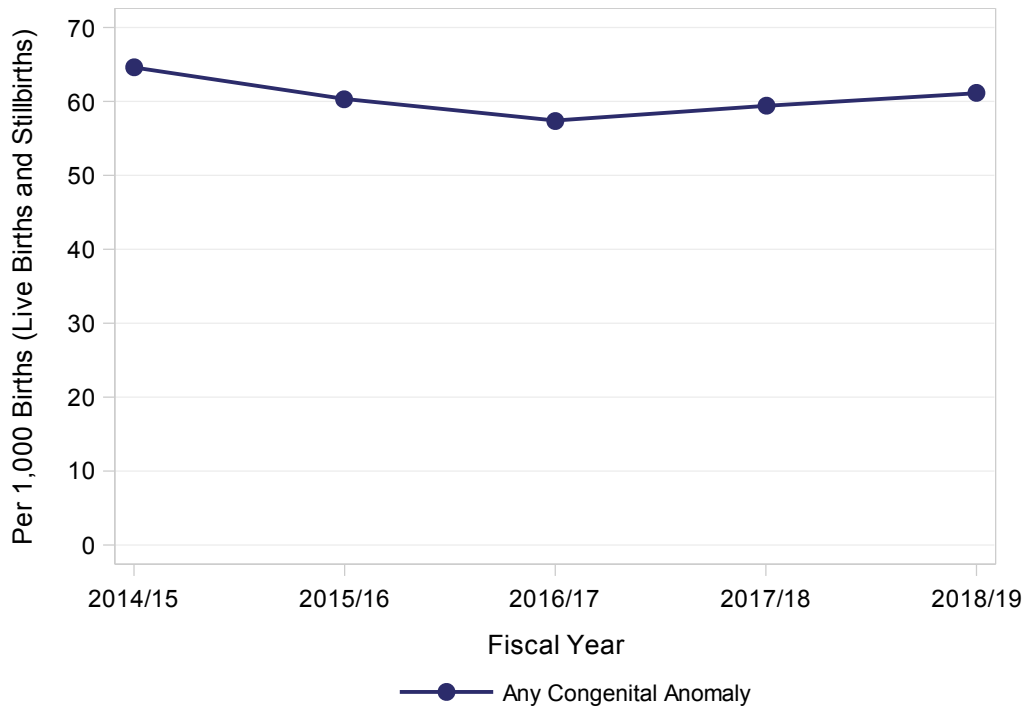


Type of Morbidity	Fiscal Year				
	2014/15 per 1,000	2015/16 per 1,000	2016/17 per 1,000	2017/18 per 1,000	2018/19 per 1,000
Other Respiratory Condition	88.5	85.7	87.1	85.7	91.0
Transient Tachypnea	35.0	35.0	34.3	33.5	36.9
Respiratory Distress Syndrome	13.2	12.7	13.8	14.4	14.5
Sepsis	5.9	4.9	4.6	4.5	4.2
Intracranial Hemorrhage	2.6	3.0	3.1	3.2	3.2

Definitions and specifications begin on Page 87 of this document.

## Congenital Anomalies

Births in British Columbia: April 1, 2014 - March 31, 2019



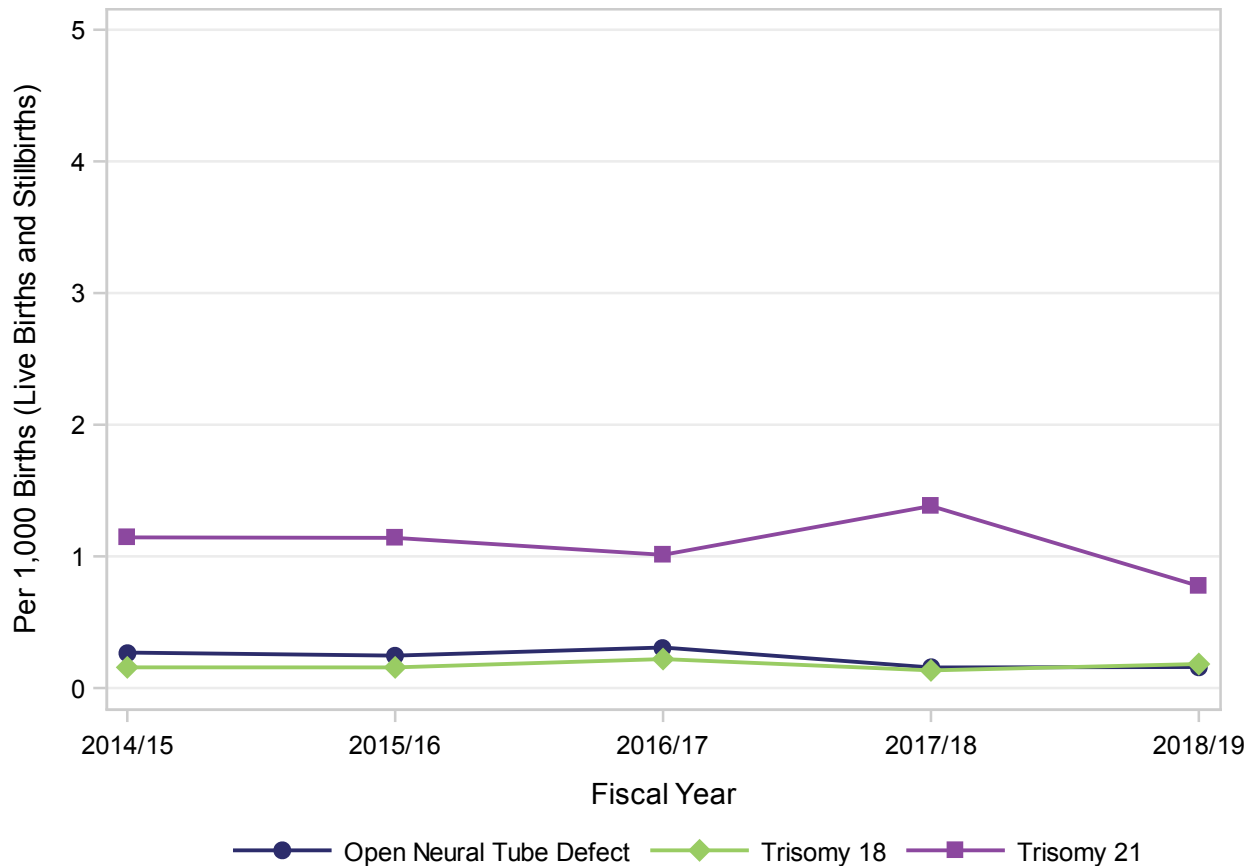
### Specific Congenital Anomalies Per 1,000 Live Births and Stillbirths

Type of Congenital Anomaly	Fiscal Year				
	2014/15	2015/16	2016/17	2017/18	2018/19
	per 1,000	per 1,000	per 1,000	per 1,000	per 1,000
Chromosomal	2.1	2.1	1.9	2.5	1.9
Circulatory System	12.2	11.5	9.2	10.0	9.8
Cleft Lip or Palate	1.5	1.5	1.6	1.3	1.1
Digestive System	13.7	12.6	13.3	13.4	13.8
Eye, Ear, Face, or Neck	2.7	3.4	3.0	2.4	2.9
Genital Organs	7.8	8.3	7.9	7.7	7.3
Musculoskeletal System	17.2	14.6	14.2	15.9	17.5
Nervous System	3.6	3.6	3.1	2.1	2.2
Respiratory System	2.0	1.5	1.5	1.6	1.8
Urinary System	6.8	6.1	6.9	7.7	7.6
Other Specific Anomaly	5.1	4.7	3.8	4.1	4.4

Definitions and specifications begin on Page 87 of this document.

## Open Neural Tube Defects and Selected Aneuploidies

Births in British Columbia: April 1, 2014 - March 31, 2019

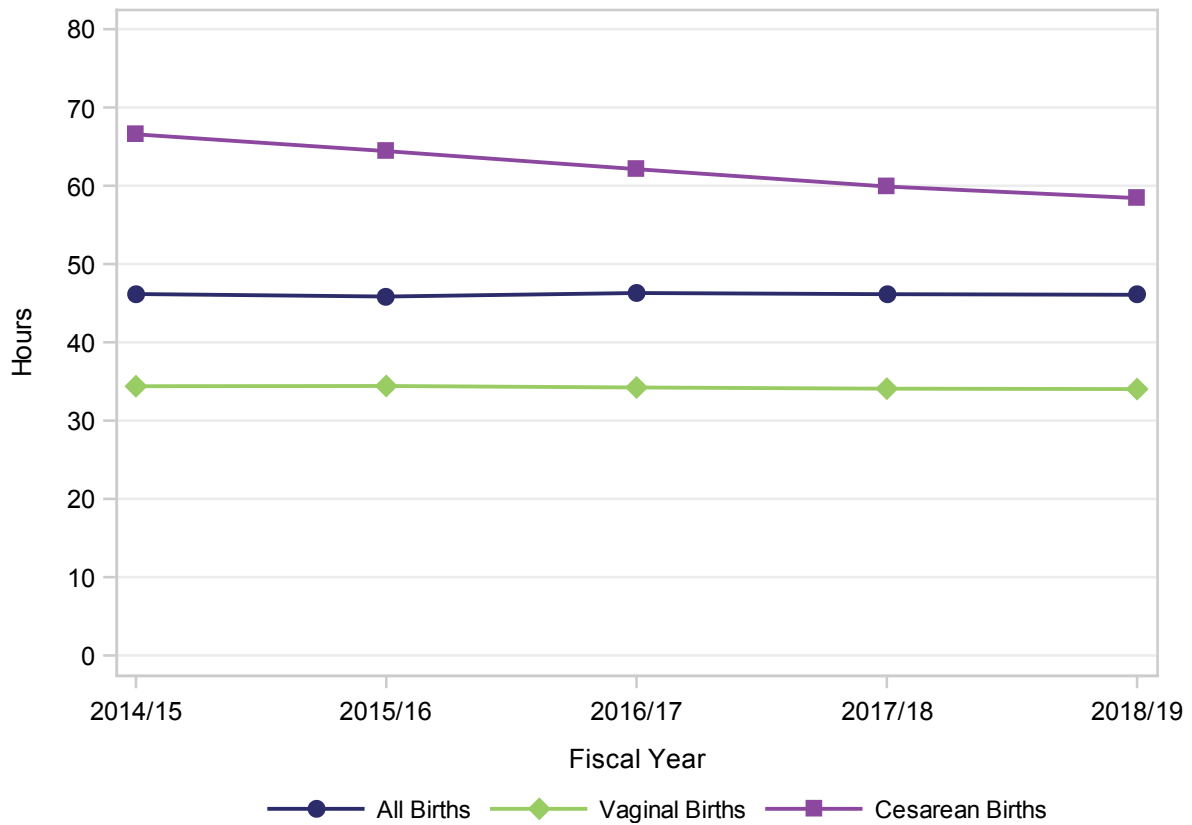


Type of Anomaly	Fiscal Year				
	2014/15	2015/16	2016/17	2017/18	2018/19
	per 1,000	per 1,000	per 1,000	per 1,000	per 1,000
Open Neural Tube Defect	0.3	0.2	0.3	0.2	0.2
Trisomy 18	0.2	0.2	0.2	0.1	0.2
Trisomy 21	1.1	1.1	1.0	1.4	0.8

Data reflect Open Neural Tube Defects and aneuploidies recorded during the Birth Admission. Definitions and specifications begin on Page 87 of this document.

## Median Length of Stay (Hours) for the Birth Episode of Care Live Births by Mode of Delivery

Births in British Columbia: April 1, 2014 - March 31, 2019

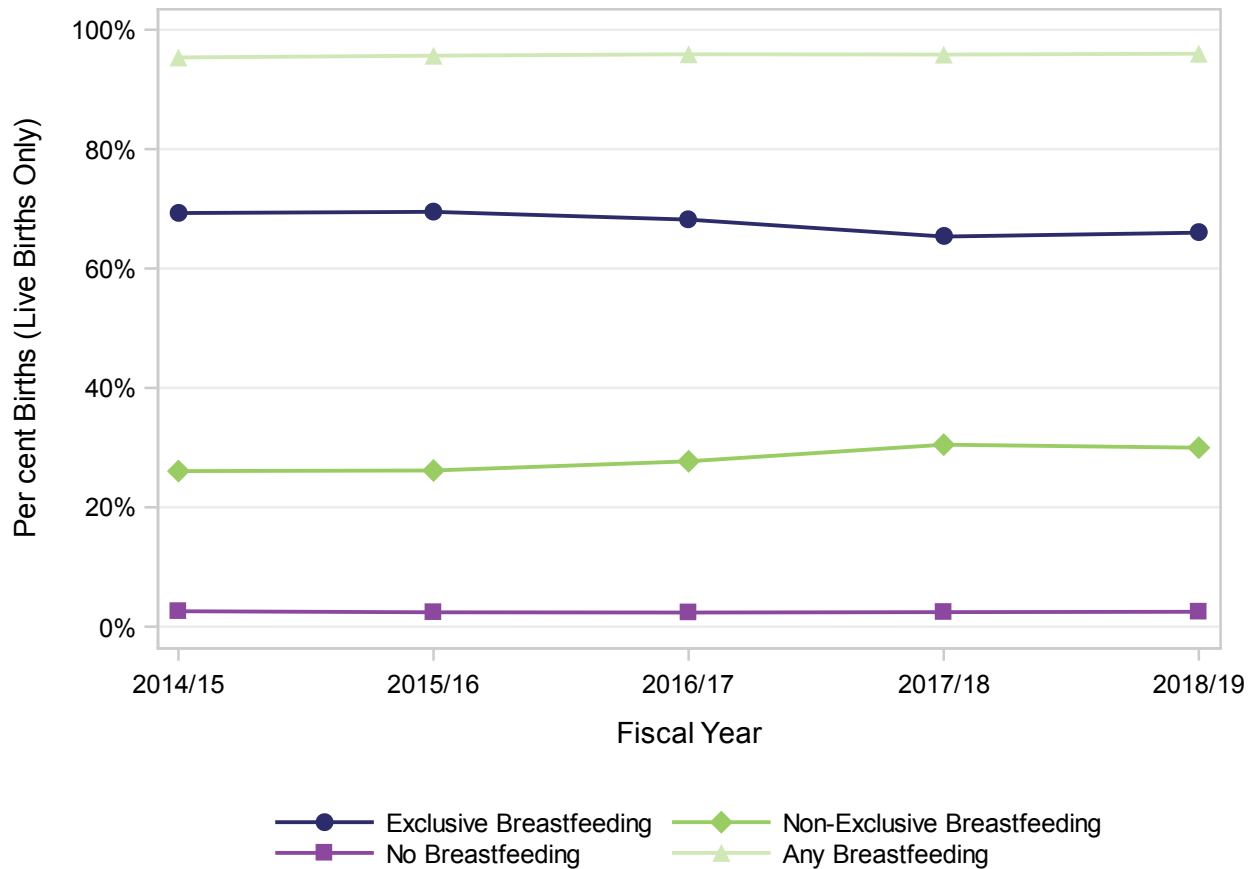


	Fiscal Year				
	2014/15	2015/16	2016/17	2017/18	2018/19
All Births	46.2	45.9	46.3	46.2	46.1
Vaginal Births	34.4	34.4	34.2	34.1	34.0
Cesarean Births	66.6	64.4	62.1	59.9	58.4

Delivery method is based on maternal information. Multifetal pregnancies where any newborn was born by cesarean are included in the Cesarean births category. Definitions and specifications begin on Page 87 of this document.

## Breastfeeding During the Birth Admission

Births in British Columbia: April 1, 2014 - March 31, 2019

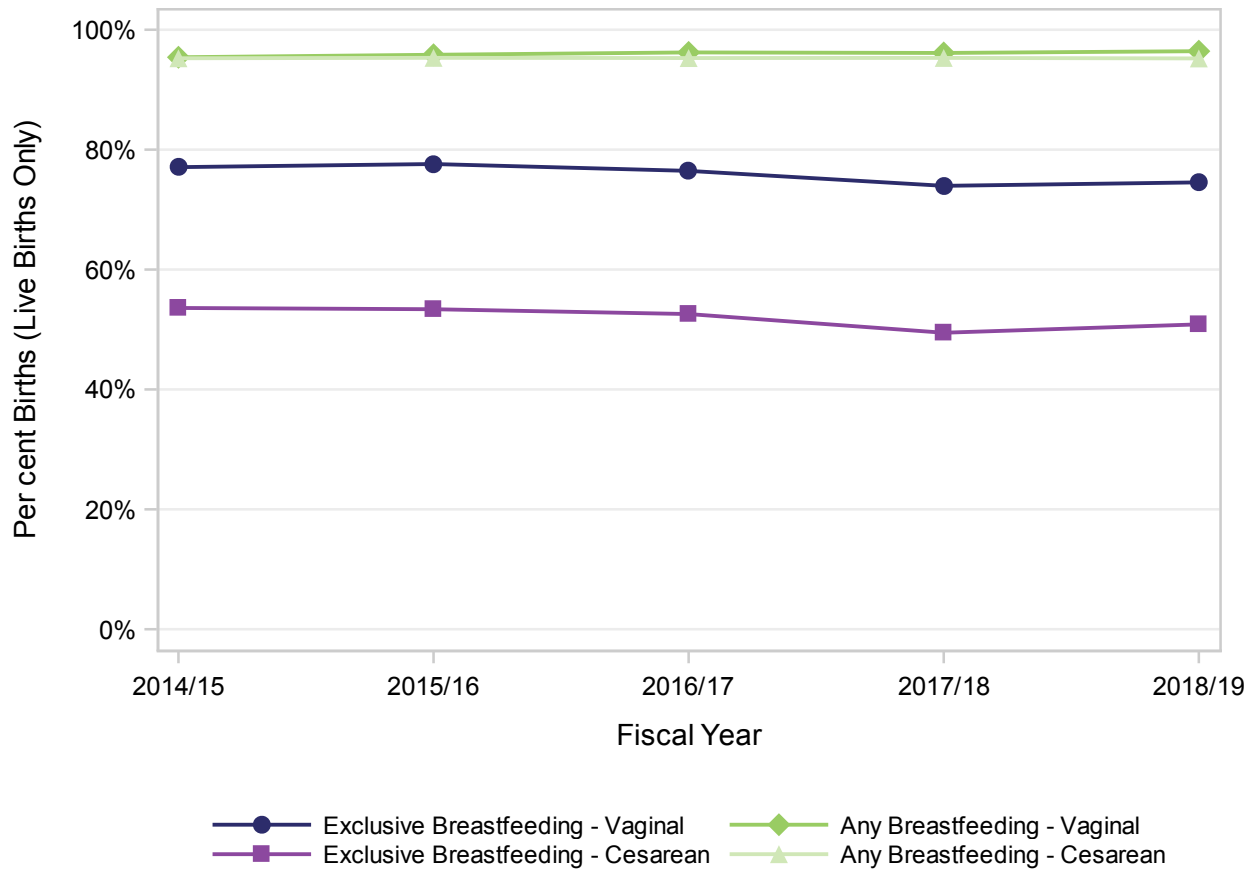


	Fiscal Year				
	2014/15	2015/16	2016/17	2017/18	2018/19
Exclusive Breastfeeding	69.3%	69.5%	68.2%	65.4%	66.0%
Non-Exclusive Breastfeeding	26.1%	26.2%	27.7%	30.5%	30.0%
No Breastfeeding	2.6%	2.4%	2.4%	2.4%	2.5%
Any Breastfeeding	95.4%	95.7%	95.9%	95.8%	96.0%

Definitions and specifications begin on Page 87 of this document.

## Breastfeeding During the Birth Admission by Mode of Delivery

Births in British Columbia: April 1, 2014 - March 31, 2019



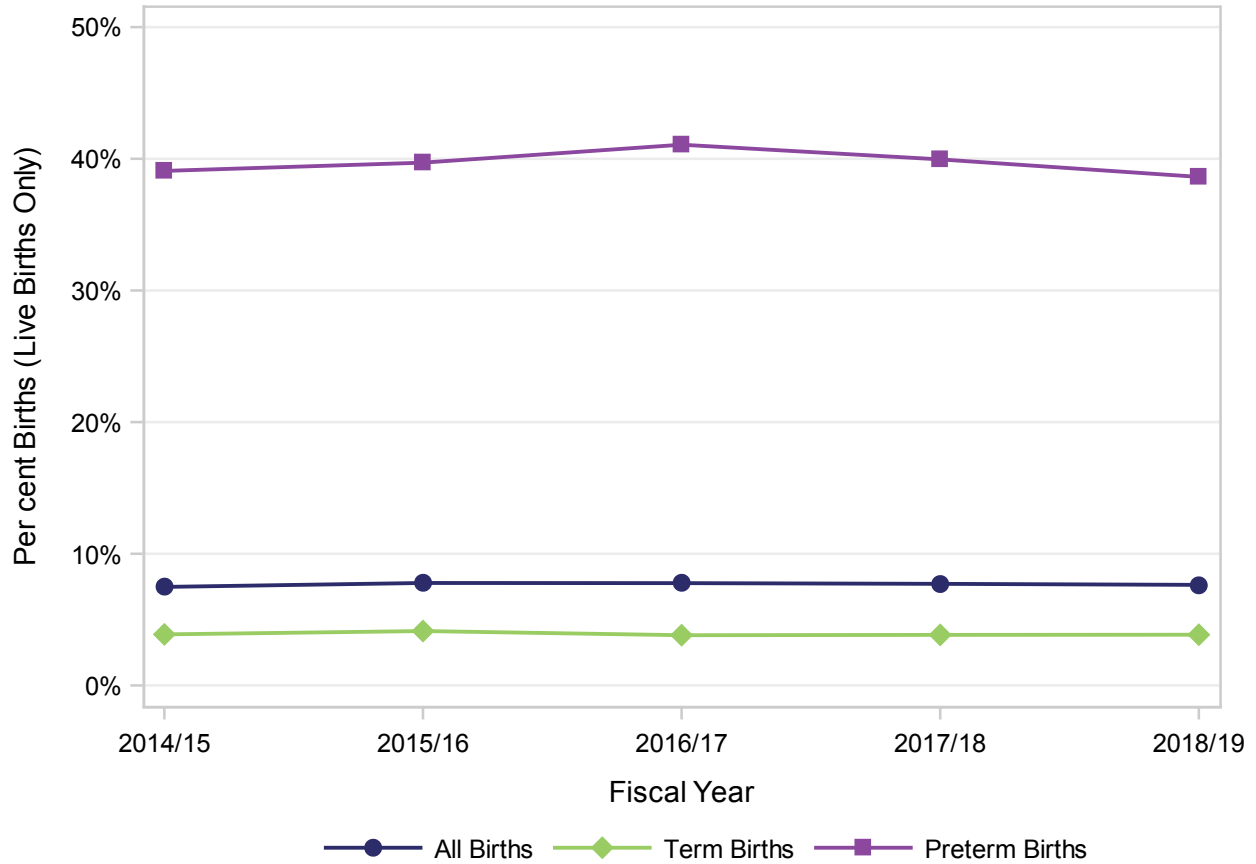
	Fiscal Year				
	2014/15	2015/16	2016/17	2017/18	2018/19
Exclusive Breastfeeding - Vaginal	77.1%	77.6%	76.5%	74.0%	74.5%
Any Breastfeeding - Vaginal	95.4%	95.8%	96.2%	96.1%	96.4%
Exclusive Breastfeeding - Cesarean	53.6%	53.4%	52.6%	49.5%	50.9%
Any Breastfeeding - Cesarean	95.2%	95.3%	95.3%	95.3%	95.2%

Definitions and specifications begin on Page 87 of this document.



## Neonatal Intensive Care Use During Birth Episode of Care by Gestational Age

Births in British Columbia: April 1, 2014 - March 31, 2019



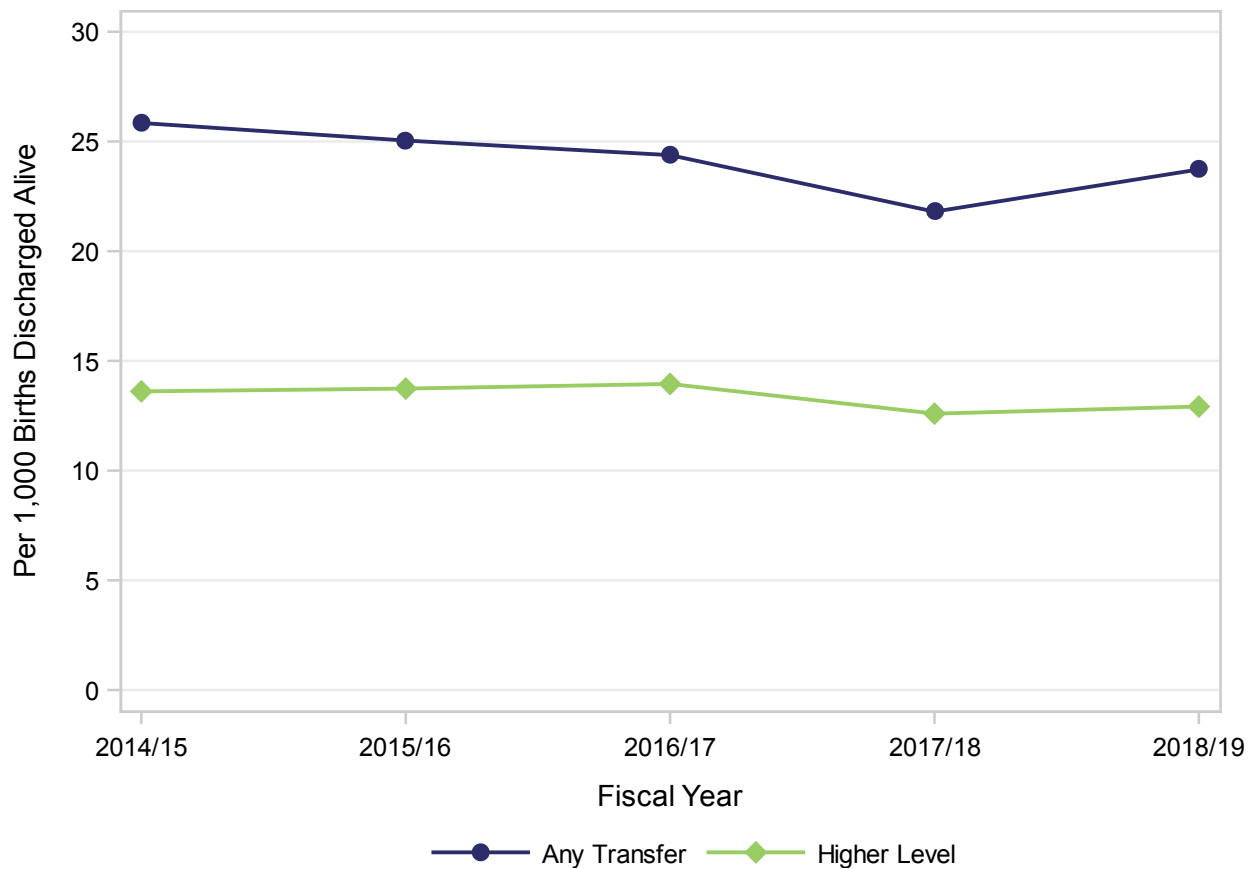
## Median Length of Stay (Days) in Neonatal Intensive Care During Birth Episode of Care by Gestational Age

	Fiscal Year				
	2014/15	2015/16	2016/17	2017/18	2018/19
All Births	14.0	15.0	15.0	15.0	16.0
Term Births	5.0	5.0	5.0	5.0	5.0
Preterm Births	26.0	26.0	24.5	26.0	27.0

Effective April 1, 2010 discharges, NICU days are assigned based on baby's needs as defined by PSBC Neonatal Daily Classification Tool. [Click here to access resources on the Neonatal Daily Classification Tool.](#) Definitions and specifications begin on Page 87 of this document.

## Transfer to Another Hospital from the Birth Admission

Births in British Columbia: April 1, 2014 - March 31, 2019

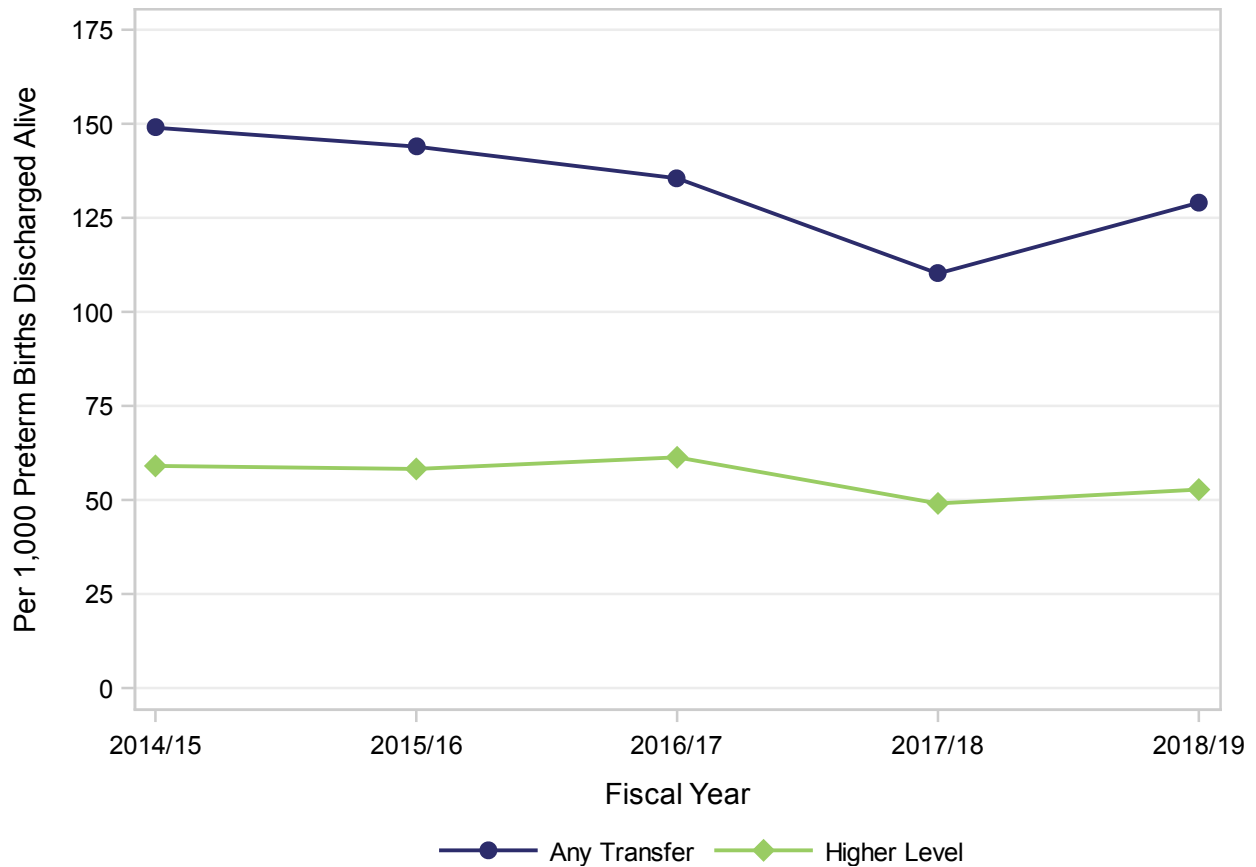


	Fiscal Year				
	2014/15	2015/16	2016/17	2017/18	2018/19
	per 1,000	per 1,000	per 1,000	per 1,000	per 1,000
Any Transfer	25.8	25.0	24.4	21.8	23.7
Higher Level	13.6	13.7	13.9	12.6	12.9

Neonates may be transferred to another hospital for either maternal or neonatal indications. Definitions and specifications begin on Page 87 of this document.

## Transfer to Another Hospital from the Birth Admission Preterm Births

Births in British Columbia: April 1, 2014 - March 31, 2019

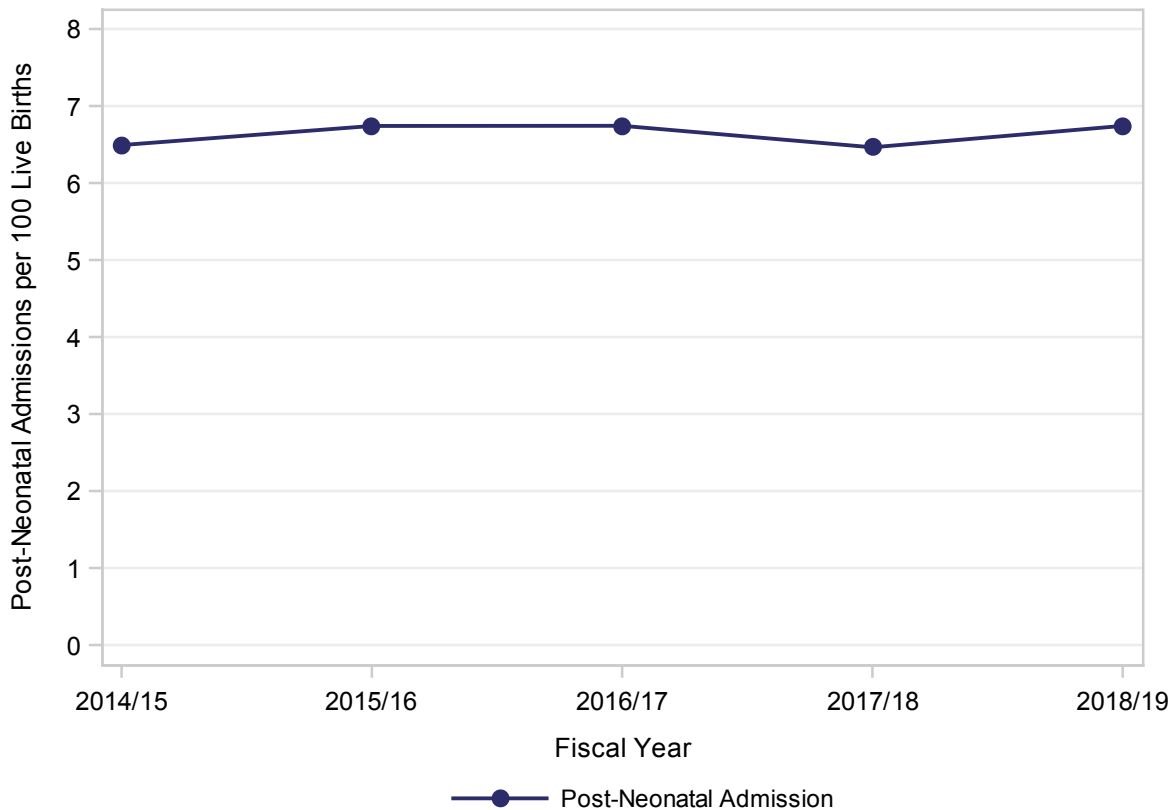


	Fiscal Year				
	2014/15	2015/16	2016/17	2017/18	2018/19
	per 1,000	per 1,000	per 1,000	per 1,000	per 1,000
Any Transfer	149.0	143.9	135.5	110.2	129.0
Higher Level	59.0	58.2	61.3	49.1	52.8

Neonates may be transferred to another hospital for either maternal or neonatal indications. Definitions and specifications begin on Page 87 of this document.

## Post-Neonatal Admissions

Births in British Columbia: April 1, 2014 - March 31, 2019



### Leading Diagnoses Associated with Post-Neonatal Admissions Per cent Post-Neonatal Admissions

Most Responsible Diagnosis	Fiscal Year				
	2014/15	2015/16	2016/17	2017/18	2018/19
Jaundice	28.0%	27.7%	29.3%	32.5%	30.9%
Low Birth Weight or Preterm Birth	20.4%	20.5%	18.3%	16.6%	16.6%
Congenital Anomalies	7.5%	5.6%	6.2%	6.3%	6.7%
Feeding Problems	6.1%	6.2%	5.1%	4.9%	5.9%
Respiratory Distress	4.4%	4.5%	5.8%	4.5%	5.6%
Respiratory Infections	5.0%	4.2%	6.4%	4.4%	4.5%
Other Infections	3.9%	3.5%	4.1%	4.4%	3.1%
Isoimmunization	1.4%	2.0%	1.8%	2.3%	2.4%
Apnea	1.9%	1.6%	1.2%	1.9%	1.4%
Urinary Tract Infections	1.2%	1.1%	1.1%	1.6%	1.4%

Post-Neonatal Admissions include inter-hospital transfers and readmissions from home. Definitions and specifications begin on Page 87 of this document.

## In-Hospital Perinatal Mortality

Births in British Columbia: April 1, 2014 - March 31, 2019

	Fiscal Year				
	2014/15	2015/16	2016/17	2017/18	2018/19
In-Hospital Perinatal Mortality	per 1,000	per 1,000	per 1,000	per 1,000	per 1,000
Crude Stillbirth Rate = Total Stillbirths / (Live Births + Stillbirths)	12.3	12.2	12.4	12.4	12.4
Stillbirth Rate = Stillbirths >=500g / (Live Births + Stillbirths >=500g)	2.5	2.2	1.9	1.9	2.1
Early Neonatal Mortality Rate = Early Neonatal Deaths / Live Births	1.9	1.5	1.7	1.7	2.0
Perinatal Mortality Rate = Perinatal Deaths / (Live Births + Stillbirths >=500g)	4.5	3.7	3.6	3.5	4.1
Late Neonatal Mortality Rate = Late Neonatal Deaths / Live Births	0.4	0.3	0.3	0.3	0.2
Total Neonatal Mortality Rate = Total Neonatal Deaths / Live Births	2.3	1.8	1.9	2.0	2.2
Post-Neonatal Mortality Rate = Post-Neonatal Deaths / Live Births	NR	0.2	0.2	0.3	NR
Infant Mortality Rate = Infant Deaths / Live Births	2.4	1.9	2.1	2.3	2.2

### DEFINITIONS:

**Crude Stillbirths:** Infant born deceased at any birthweight. Includes late pregnancy terminations.

**Stillbirths >=500g:** Infant born deceased weighing >=500g. Excludes late pregnancy terminations.

**Early Neonatal Deaths:** Infant born alive died in hospital between 0 and 6 days after birth.

**Perinatal Deaths:** Stillbirths >=500g + early neonatal deaths.

**Late Neonatal Deaths:** Infant born alive died in hospital between 7 and 27 days after birth.

**Total Neonatal Deaths:** Early neonatal deaths + late neonatal deaths.

**Post-Neonatal Deaths:** Infant born alive died in hospital between 28 and 364 days after birth.

**Infant Deaths:** Total neonatal death + post-neonatal deaths.

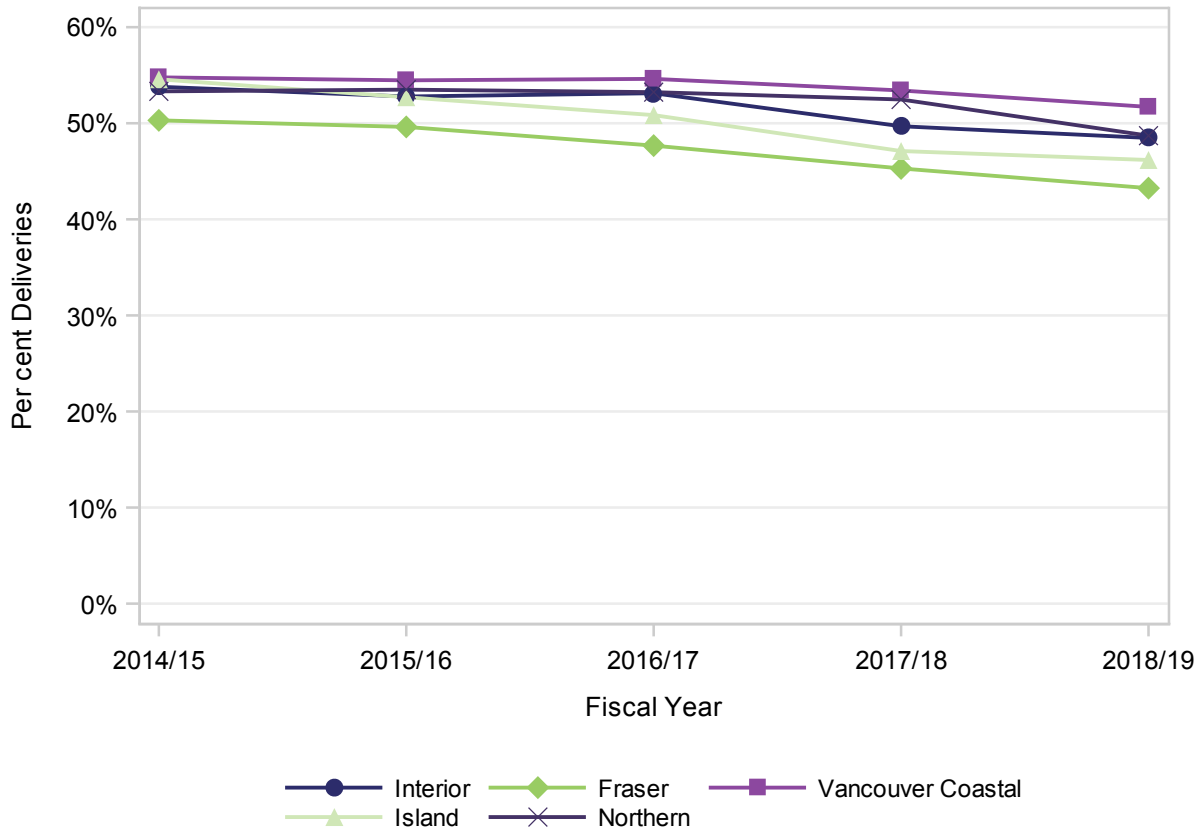
NR: Rates and per cents based on numerators of 1 to 4 are not reported.  
Definitions and specifications begin on Page 87 of this document.

**Perinatal Health Report 2014/15 to 2018/19  
Deliveries in British Columbia**

**Section 4: 'Normal Labour'**

## Deliveries with 'Normal Labour' by Resident Health Authority

Deliveries in British Columbia: April 1, 2014 - March 31, 2019



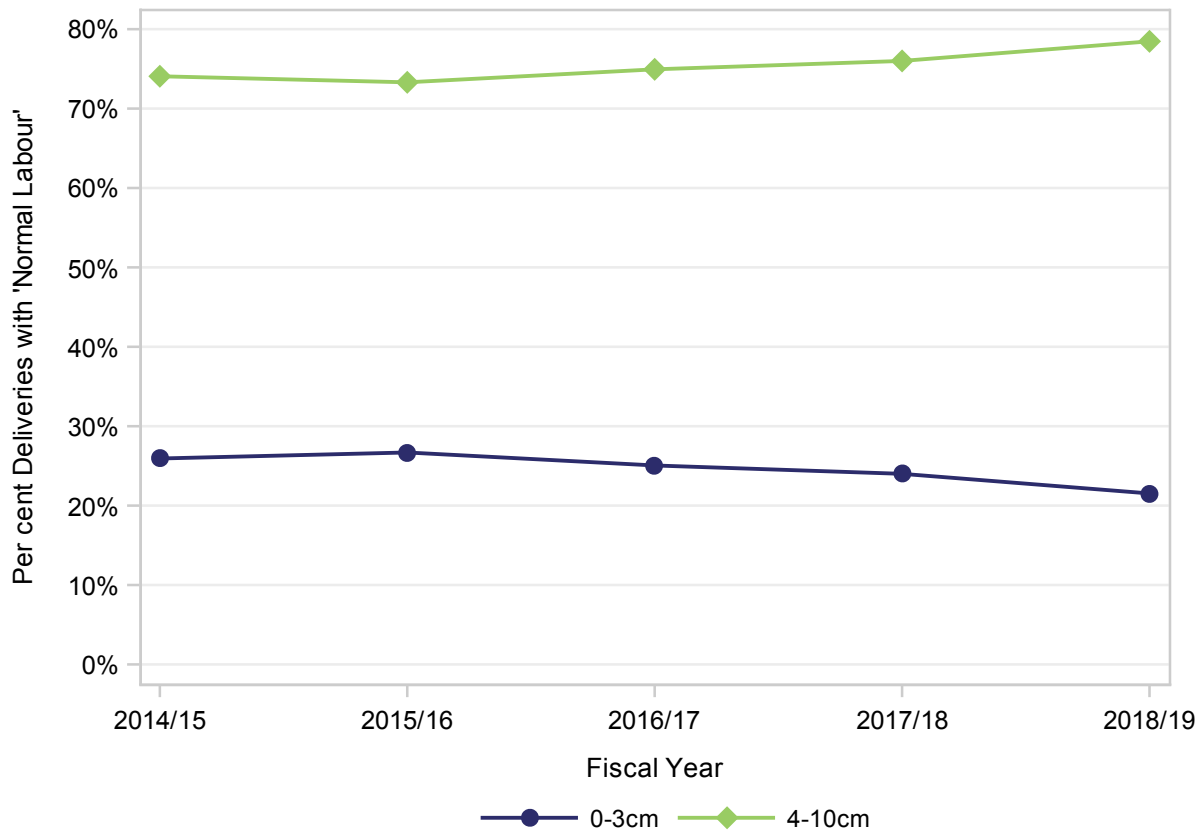
Health Authority	Fiscal Year				
	2014/15	2015/16	2016/17	2017/18	2018/19
Interior	53.8%	52.8%	53.1%	49.7%	48.5%
Fraser	50.3%	49.6%	47.7%	45.3%	43.2%
Vancouver Coastal	54.8%	54.5%	54.6%	53.4%	51.7%
Island	54.6%	52.7%	50.8%	47.1%	46.2%
Northern	53.3%	53.5%	53.2%	52.5%	48.7%

*Deliveries with 'Normal Labour' are those where the woman has no history of cesarean delivery and delivers a singleton infant with the head as the presenting part between 37 and 41 estimated weeks' gestation after spontaneous onset of labour.*

Definitions and specifications begin on Page 87 of this document.

## Cervical Dilation at Admission Deliveries with 'Normal Labour'

Deliveries in British Columbia: April 1, 2014 - March 31, 2019



Cervical Dilation at Admission	Fiscal Year				
	2014/15	2015/16	2016/17	2017/18	2018/19
0-3cm	25.9%	26.7%	25.1%	24.0%	21.5%
4-10cm	74.1%	73.3%	74.9%	76.0%	78.5%
Missing	27.0%	26.4%	25.5%	29.6%	25.6%

*Deliveries with 'Normal Labour' are those where the woman has no history of cesarean delivery and delivers a singleton infant with the head as the presenting part between 37 and 41 estimated weeks' gestation after spontaneous onset of labour.*

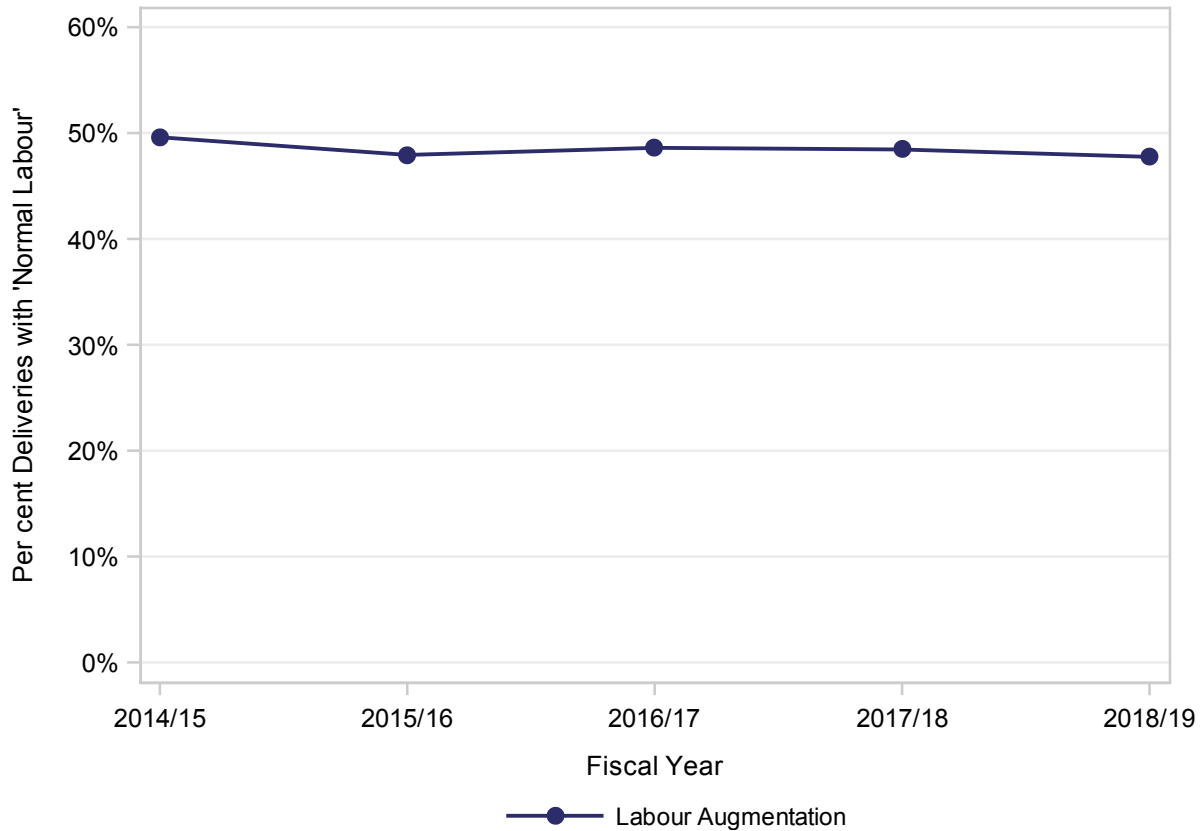
The proportion of women dilated 0-3 or 4-10cm is based on women with non-missing dilation at admission. Definitions and specifications begin on Page 87 of this document.



## Labour Augmentation

### Deliveries with 'Normal Labour'

Deliveries in British Columbia: April 1, 2014 - March 31, 2019



### Labour Augmentation by Mode of Delivery

#### Deliveries with 'Normal Labour'

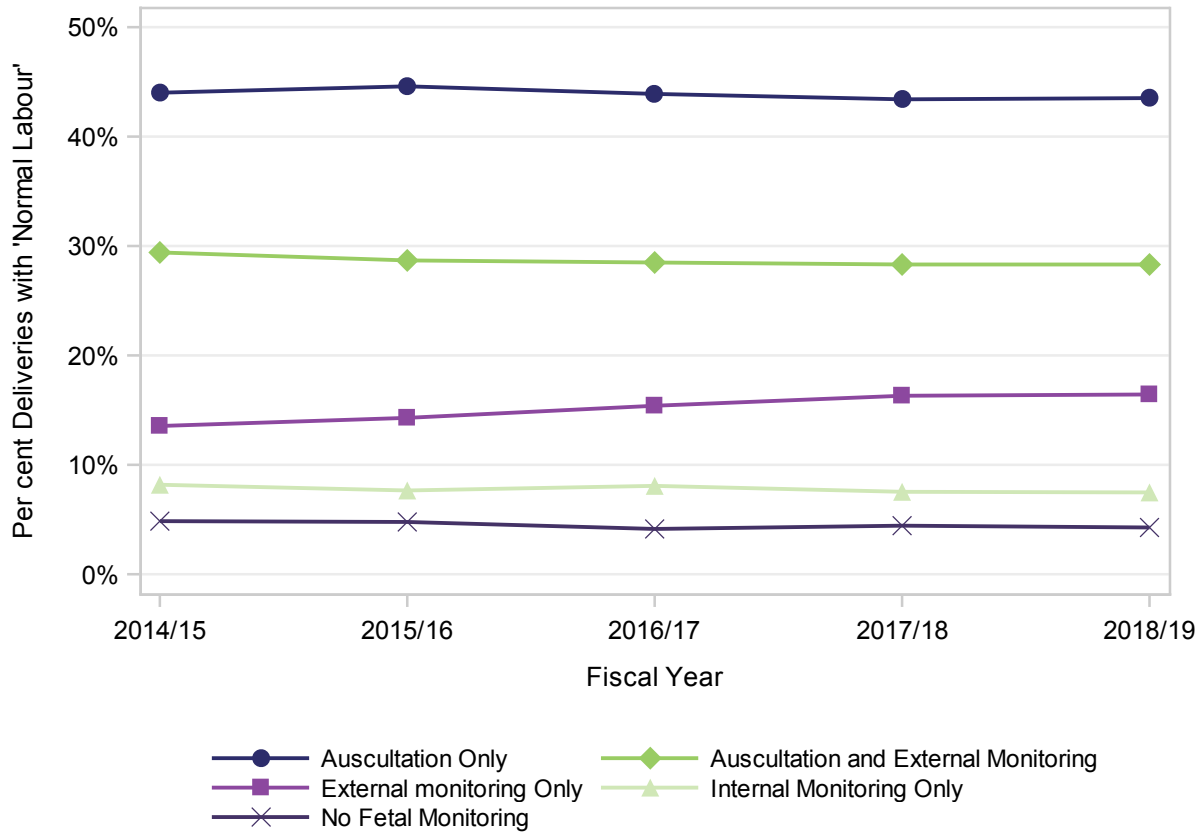
Mode of Delivery	Fiscal Year				
	2014/15	2015/16	2016/17	2017/18	2018/19
Spontaneous Vaginal	44.2%	42.9%	43.3%	43.2%	42.1%
Assisted Vaginal	65.9%	63.5%	63.9%	64.4%	65.3%
Cesarean	69.9%	66.3%	67.5%	67.1%	67.7%

*Deliveries with 'Normal Labour' are those where the woman has no history of cesarean delivery and delivers a singleton infant with the head as the presenting part between 37 and 41 estimated weeks' gestation after spontaneous onset of labour.*

Definitions and specifications begin on Page 87 of this document.

## Method of Fetal Surveillance During Labour Deliveries with 'Normal Labour'

Deliveries in British Columbia: April 1, 2014 - March 31, 2019



Method of Fetal Surveillance	Fiscal Year				
	2014/15	2015/16	2016/17	2017/18	2018/19
Auscultation Only	44.0%	44.6%	43.9%	43.4%	43.5%
Auscultation and External Monitoring	29.4%	28.7%	28.5%	28.3%	28.3%
External Monitoring Only	13.5%	14.3%	15.4%	16.3%	16.4%
Internal Monitoring Only	8.2%	7.7%	8.1%	7.5%	7.5%
No Fetal Monitoring	4.9%	4.8%	4.1%	4.4%	4.3%

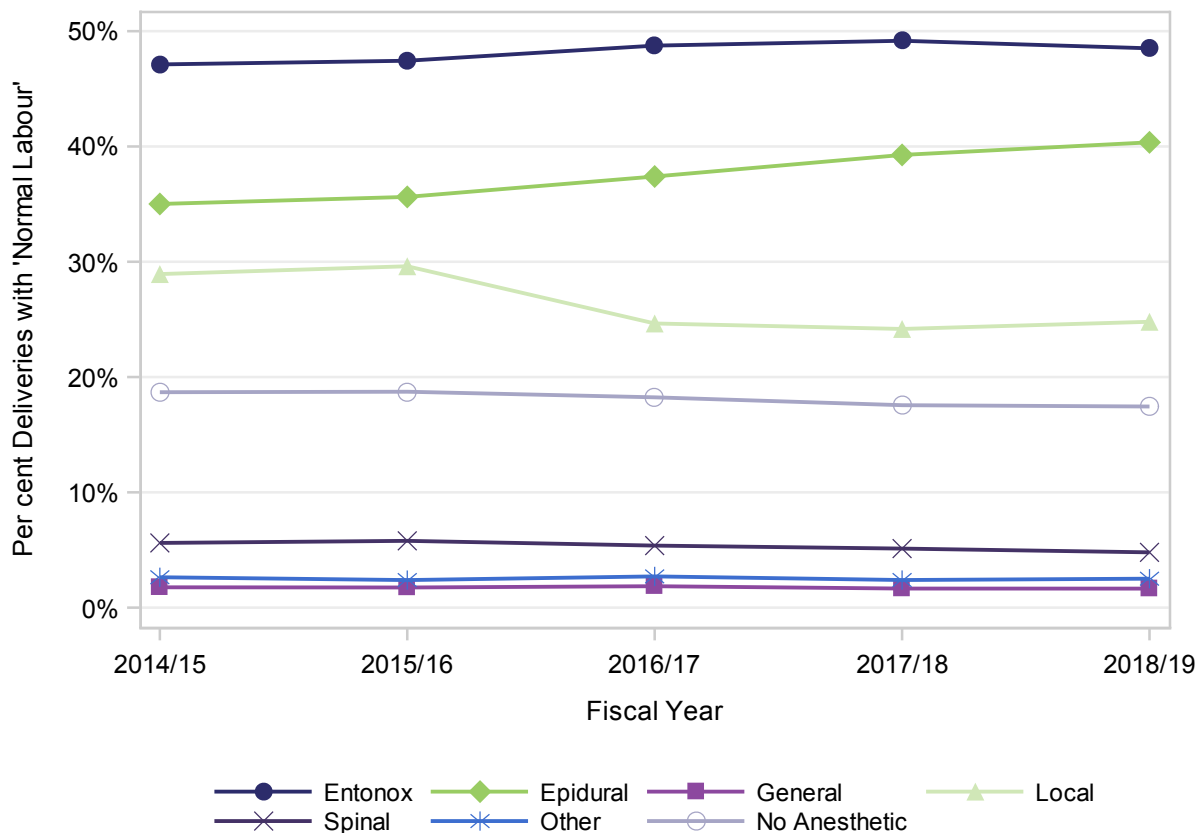
*Deliveries with 'Normal Labour' are those where the woman has no history of cesarean delivery and delivers a singleton infant with the head as the presenting part between 37 and 41 estimated weeks' gestation after spontaneous onset of labour.*

Definitions and specifications begin on Page 87 of this document.

# Anesthesia and Analgesia During Labour and Delivery

## Deliveries with 'Normal Labour'

Deliveries in British Columbia: April 1, 2014 - March 31, 2019



Anesthesia or Analgesia	Fiscal Year				
	2014/15	2015/16	2016/17	2017/18	2018/19
Entonox	47.1%	47.4%	48.7%	49.2%	48.5%
Epidural	35.0%	35.6%	37.4%	39.3%	40.4%
General	1.8%	1.7%	1.9%	1.7%	1.6%
Local	28.9%	29.6%	24.6%	24.2%	24.8%
Spinal	5.6%	5.8%	5.4%	5.1%	4.8%
Combined Spinal and Epidural	-	-	-	NR	NR
Other	2.6%	2.4%	2.7%	2.4%	2.5%
No Anesthetic	18.7%	18.7%	18.2%	17.6%	17.4%

Deliveries with 'Normal Labour' are those where the woman has no history of cesarean delivery and delivers a singleton infant with the head as the presenting part between 37 and 41 estimated weeks' gestation after spontaneous onset of labour.

Effective April 2015, Combined spinal and epidural anaesthetic (CSE) is coded when a combined spinal and epidural are given at the same time.

NR: Rates and per cents based on numerators of 1 to 4 are not reported.

Multiple agents may be used.

Definitions and specifications begin on Page 87 of this document.

## Median Length of Labour Stages (Hours) by Mode of Delivery Deliveries with 'Normal Labour'

Deliveries in British Columbia: April 1, 2014 - March 31, 2019

Mode of Delivery	First Stage (Hours)					Second Stage (Hours)				
	14/15	15/16	16/17	17/18	18/19	14/15	15/16	16/17	17/18	18/19
Spontaneous Vaginal	4.6	4.4	4.3	4.3	4.2	0.4	0.4	0.4	0.4	0.4
Assisted Vaginal	7.9	7.8	7.6	7.8	7.7	2.0	2.0	2.0	2.0	2.0
Cesarean	10.3	9.6	9.9	9.6	9.0	3.8	3.9	3.9	4.0	3.9

Mode of Delivery	Antepartum LOS (Hours)					Postpartum LOS (Hours)					Total LOS (Hours)				
	14/15	15/16	16/17	17/18	18/19	14/15	15/16	16/17	17/18	18/19	14/15	15/16	16/17	17/18	18/19
Spontaneous Vaginal	3.8	3.7	3.7	3.8	3.7	30.9	31.0	31.0	30.7	30.9	35.7	35.7	35.7	35.6	35.6
Assisted Vaginal	9.0	9.0	8.8	9.0	9.0	41.9	41.4	41.5	41.7	40.7	52.7	52.7	51.8	52.1	50.8
Cesarean	11.9	11.5	11.2	11.1	11.0	67.0	65.2	62.8	61.8	60.9	79.7	78.5	75.3	73.9	72.4

*Deliveries with 'Normal Labour' are those where the woman has no history of cesarean delivery and delivers a singleton infant with the head as the presenting part between 37 and 41 estimated weeks' gestation after spontaneous onset of labour.*

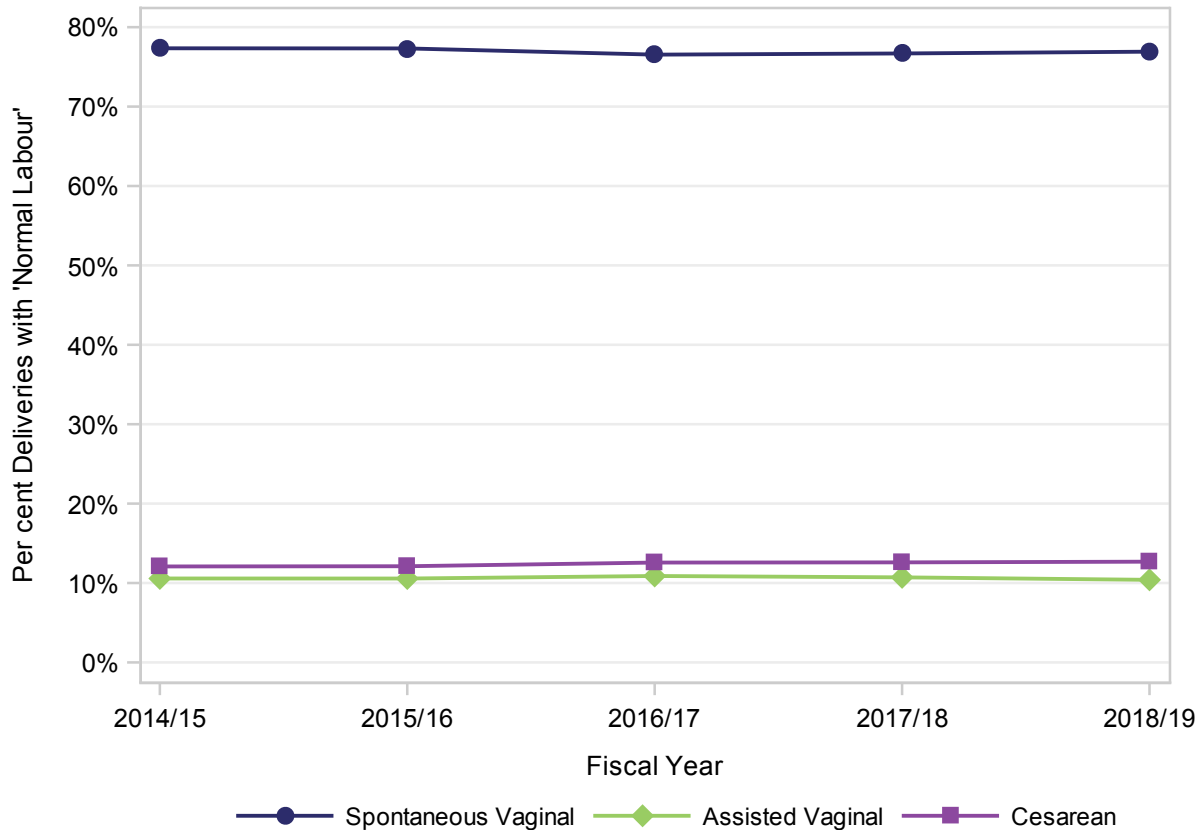
Deliveries outside acute care facilities are excluded.

Definitions and specifications begin on Page 87 of this document.

## Mode of Delivery

### Deliveries with 'Normal Labour'

Deliveries in British Columbia: April 1, 2014 - March 31, 2019



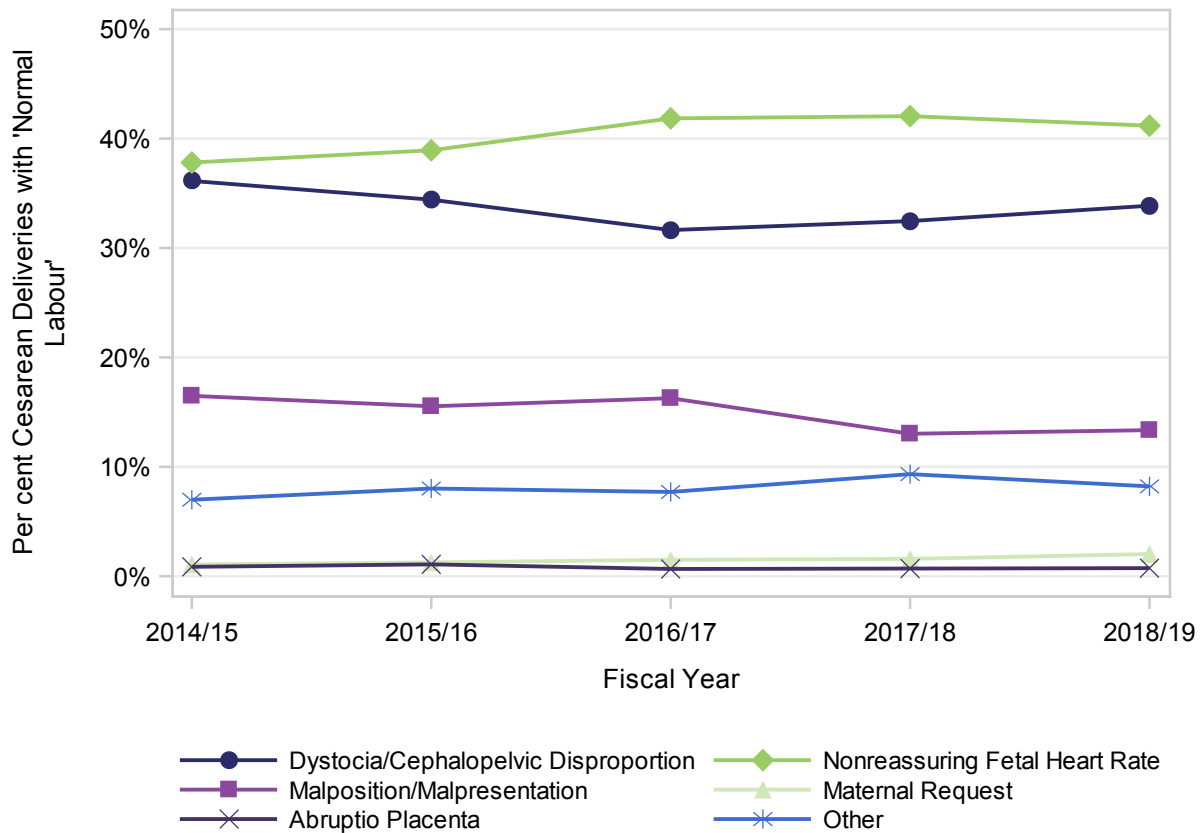
Mode of Delivery	Fiscal Year				
	2014/15	2015/16	2016/17	2017/18	2018/19
Spontaneous Vaginal	77.3%	77.3%	76.5%	76.7%	76.9%
Assisted Vaginal	10.6%	10.6%	10.9%	10.7%	10.4%
Cesarean	12.1%	12.1%	12.6%	12.6%	12.7%

*Deliveries with 'Normal Labour' are those where the woman has no history of cesarean delivery and delivers a singleton infant with the head as the presenting part between 37 and 41 estimated weeks' gestation after spontaneous onset of labour.*

Definitions and specifications begin on Page 87 of this document.

## Primary Indication for Cesarean Delivery Deliveries with 'Normal Labour'

Deliveries in British Columbia: April 1, 2014 - March 31, 2019



Primary Indication for Cesarean Delivery	Fiscal Year				
	2014/15	2015/16	2016/17	2017/18	2018/19
Dystocia/Cephalopelvic Disproportion	36.1%	34.4%	31.6%	32.5%	33.9%
Nonreassuring Fetal Heart Rate	37.8%	38.9%	41.8%	42.1%	41.2%
Malposition/Malpresentation	16.5%	15.5%	16.3%	13.0%	13.4%
Maternal Request	1.1%	1.3%	1.5%	1.6%	2.0%
Abruptio Placenta	0.9%	1.1%	0.7%	0.7%	0.7%
Placenta Previa	0.3%	0.3%	0.2%	0.2%	NR
Active Herpes	0.2%	0.4%	0.2%	0.5%	0.5%
Other	7.0%	8.0%	7.7%	9.3%	8.2%

*Deliveries with 'Normal Labour' are those where the woman has no history of cesarean delivery and delivers a singleton infant with the head as the presenting part between 37 and 41 estimated weeks' gestation after spontaneous onset of labour.*

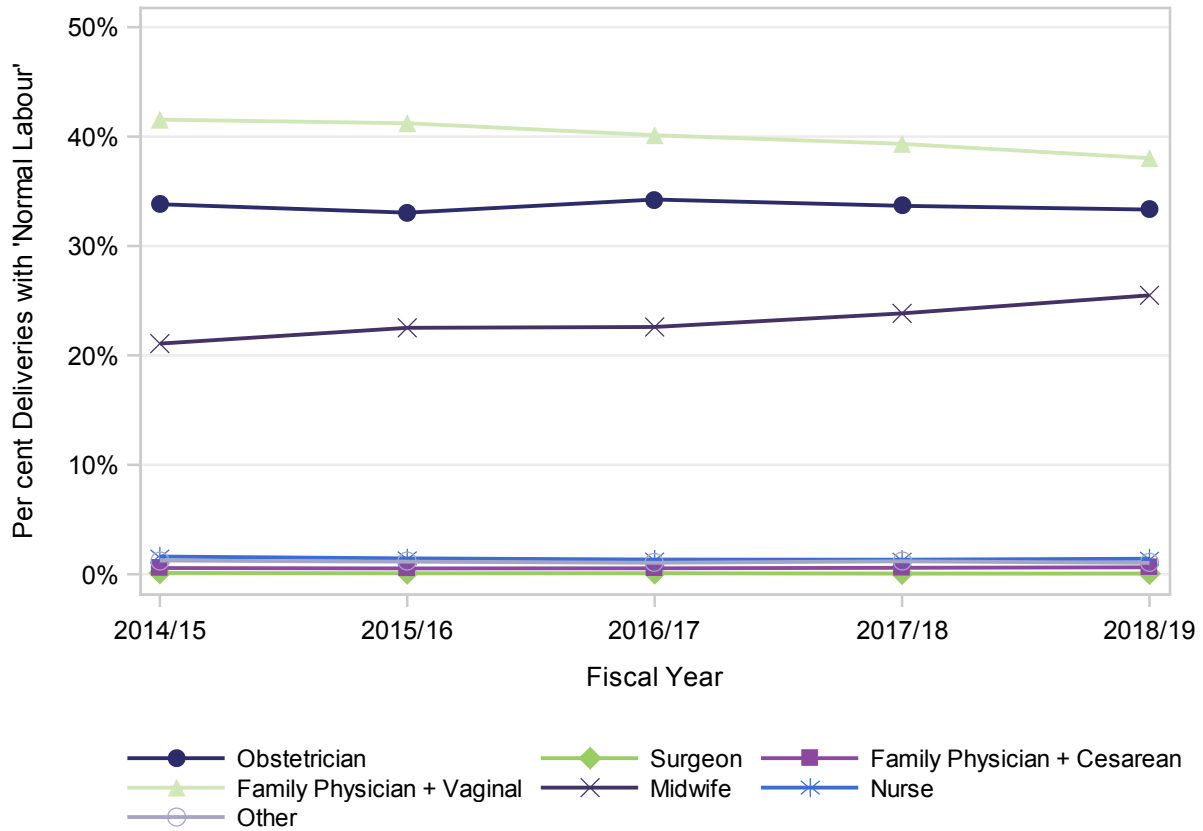
Selected indications are included in the figure; all indications are included in the table.

NR: Rates and per cents based on numerators of 1 to 4 are not reported.

Definitions and specifications begin on Page 87 of this document.

## Delivery Provider Deliveries with 'Normal Labour'

Deliveries in British Columbia: April 1, 2014 - March 31, 2019



Delivery Provider	Fiscal Year				
	2014/15	2015/16	2016/17	2017/18	2018/19
Obstetrician	33.8%	33.0%	34.2%	33.7%	33.3%
Surgeon	0.1%	0.1%	0.1%	0.1%	0.1%
Family Physician + Cesarean	0.6%	0.5%	0.5%	0.6%	0.6%
Family Physician + Vaginal	41.6%	41.2%	40.1%	39.3%	38.0%
Midwife	21.1%	22.5%	22.6%	23.8%	25.5%
Nurse	1.6%	1.4%	1.3%	1.3%	1.4%
Other	1.3%	1.1%	1.0%	1.2%	1.0%

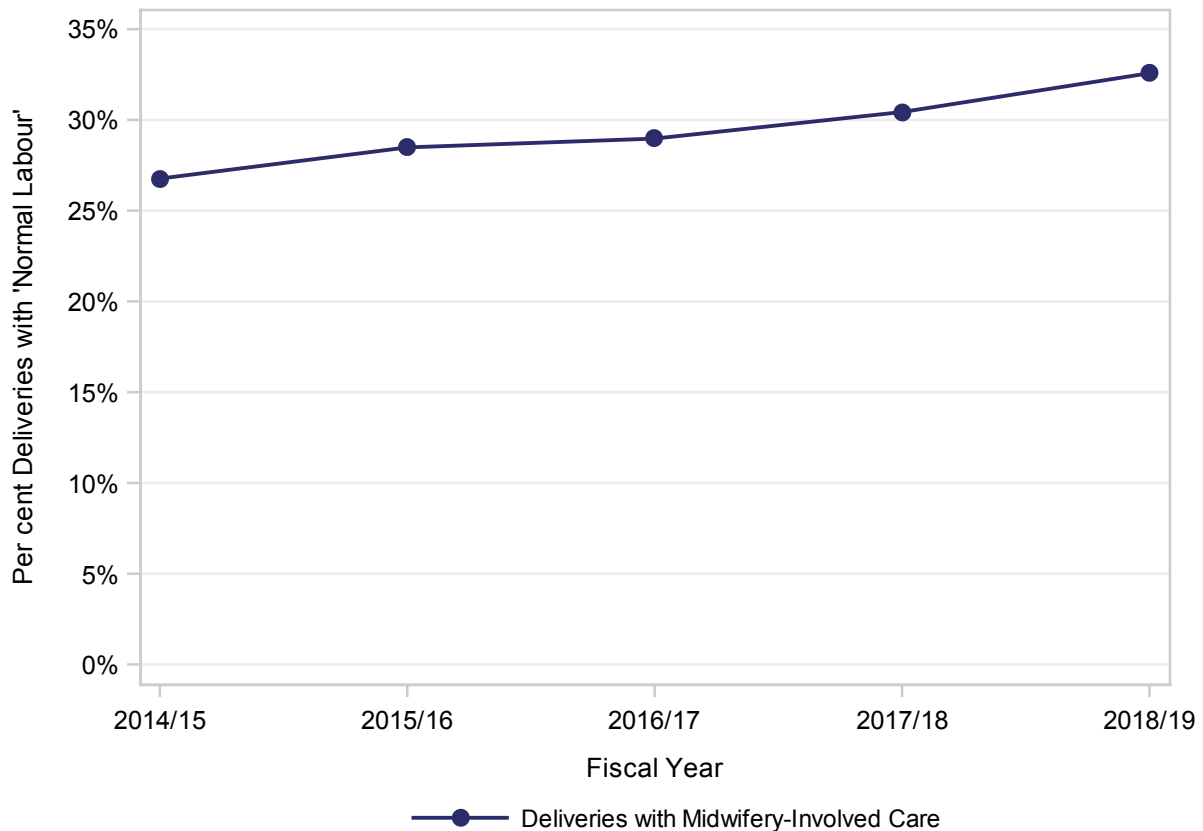
*Deliveries with 'Normal Labour' are those where the woman has no history of cesarean delivery and delivers a singleton infant with the head as the presenting part between 37 and 41 estimated weeks' gestation after spontaneous onset of labour.*

Describes the training level of the provider who delivered the baby. This may not be the same type of health care professional who provided antenatal care. Definitions and specifications begin on Page 87 of this document.

## Deliveries with Midwifery-Involved Care

### Deliveries with 'Normal Labour'

Deliveries in British Columbia: April 1, 2014 - March 31, 2019



## Deliveries with Midwifery-Involved Care by Mode of Delivery

### Deliveries with 'Normal Labour'

	Fiscal Year				
	2014/15	2015/16	2016/17	2017/18	2018/19
Spontaneous Vaginal	29.0%	30.8%	31.1%	33.0%	35.1%
Assisted Vaginal	16.4%	18.1%	19.8%	20.9%	22.4%
Cesarean	21.6%	22.8%	23.7%	23.1%	25.8%

*Deliveries with 'Normal Labour' are those where the woman has no history of cesarean delivery and delivers a singleton infant with the head as the presenting part between 37 and 41 estimated weeks' gestation after spontaneous onset of labour.*

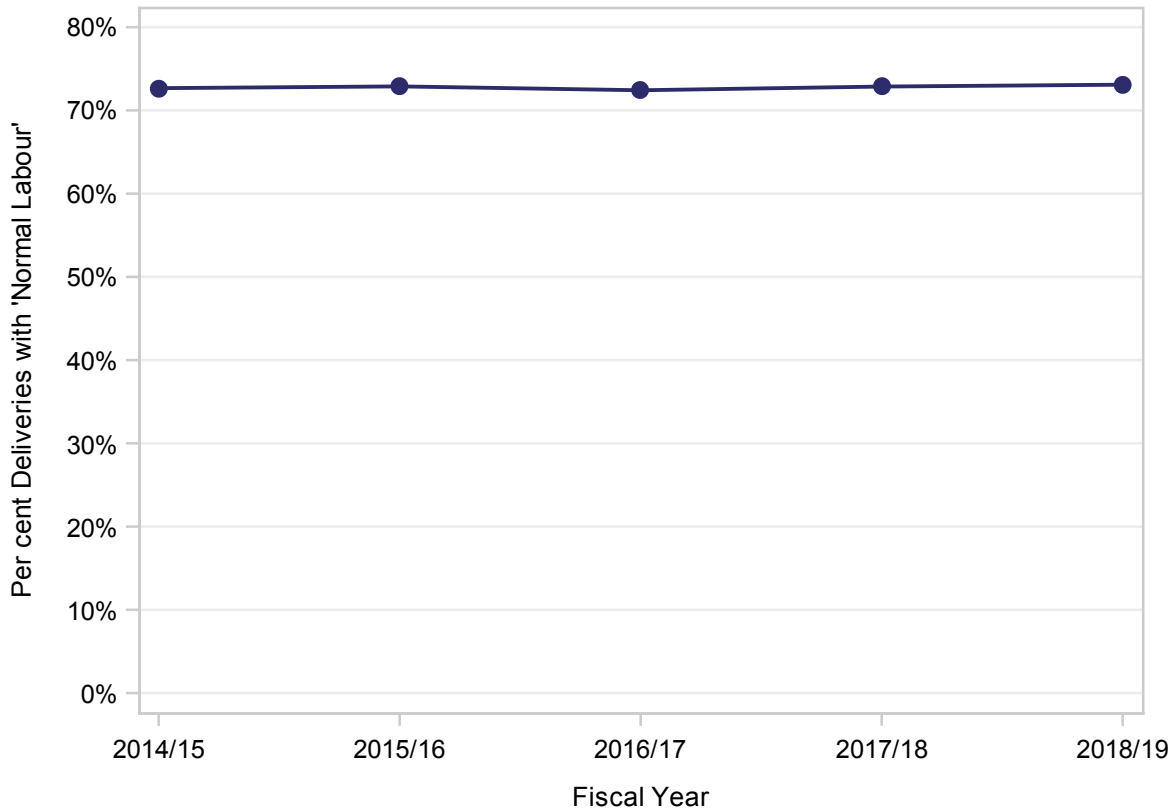
Indicates if a registered midwife was involved at any point during prenatal care or the delivery episode. May not be the provider who performs the delivery. Definitions and specifications begin on Page 87 of this document.



## Deliveries with 'Normal Childbirth'

### Deliveries with 'Normal Labour'

Deliveries in British Columbia: April 1, 2014 - March 31, 2019



	Fiscal Year				
	2014/15	2015/16	2016/17	2017/18	2018/19
'Normal Childbirth'	72.7%	72.9%	72.4%	72.9%	73.1%

*Deliveries with 'Normal Labour' are those where the woman has no history of cesarean delivery and delivers a singleton infant with the head as the presenting part between 37 and 41 estimated weeks' gestation after spontaneous onset of labour.*

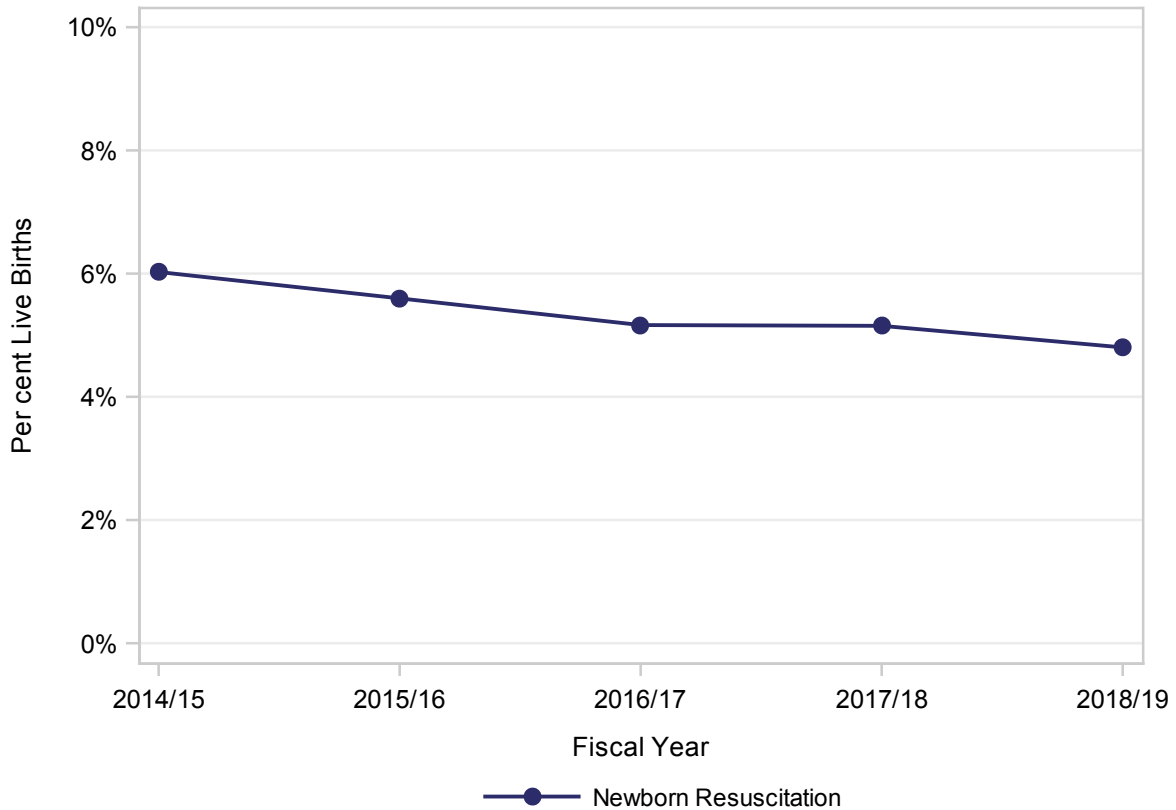
'Normal Childbirth' excludes the following: spinal anaesthesia, general anaesthesia, vacuum-assisted delivery, forceps-assisted delivery, cesarean delivery, or episiotomy.

Definitions and specifications begin on Page 87 of this document.

## Newborn Resuscitation

### Babies Born from Deliveries with 'Normal Labour'

Deliveries in British Columbia: April 1, 2014 - March 31, 2019



## Newborn Resuscitation by Mode of Delivery

### Babies Born from Deliveries with 'Normal Labour'

Mode of Delivery	Fiscal Year				
	2014/15	2015/16	2016/17	2017/18	2018/19
Spontaneous Vaginal	4.5%	4.2%	3.8%	4.0%	3.7%
Assisted Vaginal	10.4%	10.0%	8.8%	7.3%	7.8%
Cesarean	12.2%	10.9%	10.0%	10.5%	8.9%

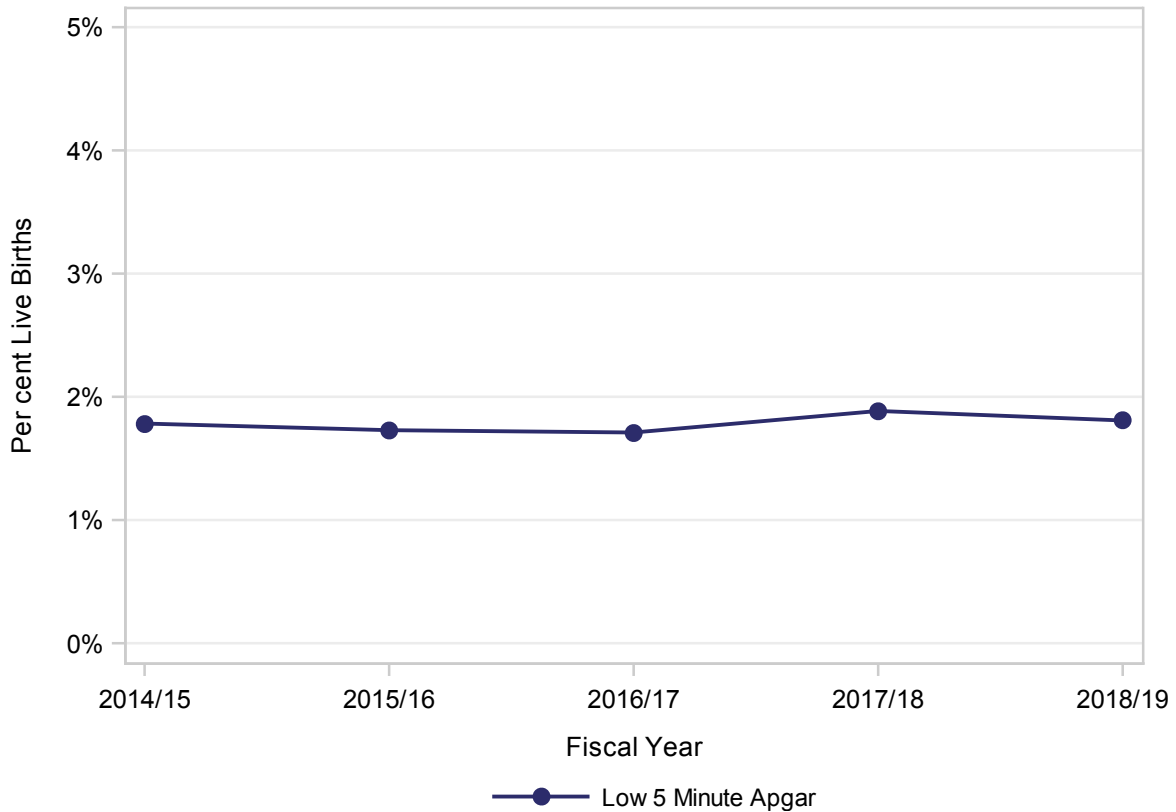
*Deliveries with 'Normal Labour' are those where the woman has no history of cesarean delivery and delivers a singleton infant with the head as the presenting part between 37 and 41 estimated weeks' gestation after spontaneous onset of labour.*

Definitions and specifications begin on Page 87 of this document.

## Low 5 Minute Apgar Score

### Babies Born from Deliveries with 'Normal Labour'

Deliveries in British Columbia: April 1, 2014 - March 31, 2019



## Low 5 Minute Apgar Score by Mode of Delivery

### Babies Born from Deliveries with 'Normal Labour'

Mode of Delivery	Fiscal Year				
	2014/15	2015/16	2016/17	2017/18	2018/19
Spontaneous Vaginal	1.3%	1.3%	1.2%	1.4%	1.4%
Assisted Vaginal	3.2%	3.1%	3.0%	2.9%	2.8%
Cesarean	3.6%	3.2%	3.7%	3.8%	3.2%

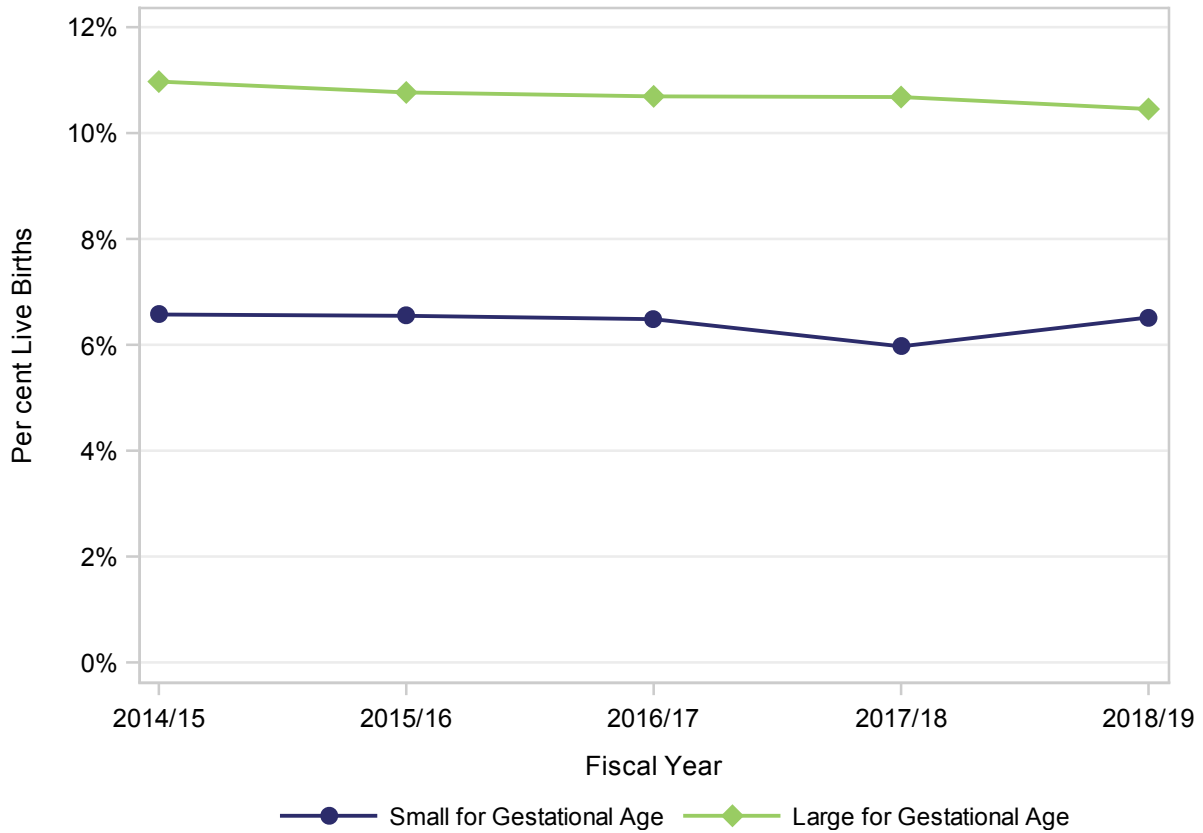
*Deliveries with 'Normal Labour' are those where the woman has no history of cesarean delivery and delivers a singleton infant with the head as the presenting part between 37 and 41 estimated weeks' gestation after spontaneous onset of labour.*

Definitions and specifications begin on Page 87 of this document.

## Weight for Gestational Age

### Babies Born from Deliveries with 'Normal Labour'

Deliveries in British Columbia: April 1, 2014 - March 31, 2019

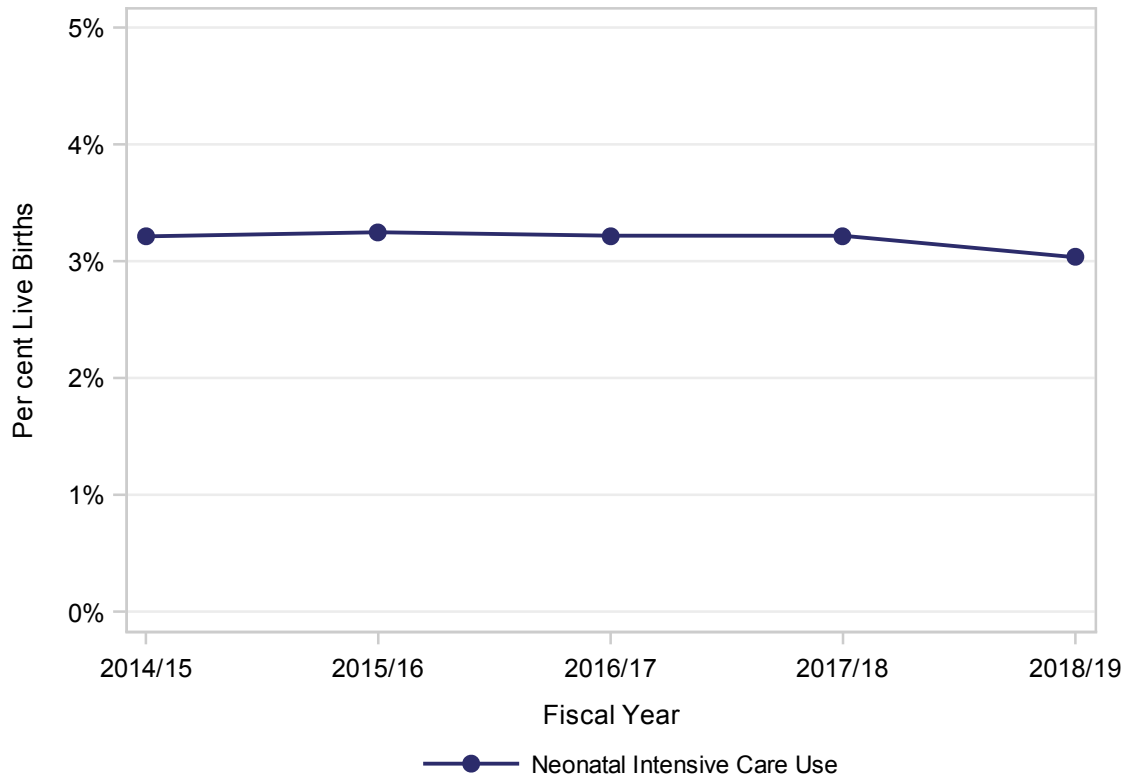


	Fiscal Year				
	2014/15	2015/16	2016/17	2017/18	2018/19
Small for Gestational Age	6.6%	6.5%	6.5%	6.0%	6.5%
Large for Gestational Age	11.0%	10.8%	10.7%	10.7%	10.5%

*Deliveries with 'Normal Labour' are those where the woman has no history of cesarean delivery and delivers a singleton infant with the head as the presenting part between 37 and 41 estimated weeks' gestation after spontaneous onset of labour.*

Definitions and specifications begin on Page 87 of this document.

**Neonatal Intensive Care Use During Birth Episode of Care**  
**Babies Born from Deliveries with 'Normal Labour'**  
 Deliveries in British Columbia: April 1, 2014 - March 31, 2019



**Neonatal Intensive Care Use During Birth Episode by Mode of Delivery**  
**Babies Born from Deliveries with 'Normal Labour'**

Mode of Delivery	Fiscal Year				
	2014/15	2015/16	2016/17	2017/18	2018/19
Spontaneous Vaginal	2.1%	2.2%	2.1%	2.3%	2.1%
Assisted Vaginal	6.0%	5.5%	5.2%	5.0%	5.1%
Cesarean	7.8%	7.9%	8.1%	7.3%	7.2%

*Deliveries with 'Normal Labour' are those where the woman has no history of cesarean delivery and delivers a singleton infant with the head as the presenting part between 37 and 41 estimated weeks' gestation after spontaneous onset of labour.*

Effective April 1, 2010 discharges, NICU days are assigned based on baby's needs as defined by PSBC Neonatal Daily Classification Tool.

[Click here to access resources on the Neonatal Daily Classification Tool.](#)

Definitions and specifications begin on Page 87 of this document.

# Definitions

## Section 1: Maternal Health

### Delivery Within Home Health Authority

- Woman delivered in the Health Authority in which she lives.
  - Deliveries with a registered midwife as delivery provider at home are always considered within the home health authority.
  - Residents of Vancouver Coastal who deliver at BC Women's Hospital & Health Centre deliver within their home Health Authority.

### Parity

- Indicates whether a woman delivered a previous pregnancy  $\geq 20$  weeks gestation or  $\geq 500g$ . For nulliparous women, this is the first pregnancy meeting these criteria. Parous women have had at least one previous pregnancy meeting these criteria.

### Maternal Age at Delivery

- Maternal age, in completed years, at delivery.

### Antenatal Care Visits

- <5 Visits – Women with fewer than five antenatal care visits documented in the PDR.
- Missing – Women with no information documented about the number of antenatal care visits.

### Pre-Pregnancy Body Mass Index (BMI)

Calculated only where pre-pregnancy weight **and** height are complete.

- $\text{Pre-pregnancy weight (kg)} / (\text{height (in cm)})^2$
- Underweight – BMI <18.5.
- Normal Weight – BMI between 18.5 and 24.9.
- Overweight – BMI between 25.0 and 29.9.
- Obese – BMI  $\geq 30.0$ .
- BMI Missing – pre-pregnancy weight and/or height are not documented.

### Appropriate Weight Gain During Pregnancy

Calculated only where pre-pregnancy weight, admission weight, **and** height are complete.

- Categorizes weight gain during pregnancy into low, appropriate, or high according to [guidelines](#) published by the Institute of Medicine.

### Hypertensive Disorders of Pregnancy

Reflects only the most severe form of hypertension according to the hierarchy below. Women may have more than one type of hypertension diagnosed.

1. Eclampsia – mother had eclampsia diagnosed during pregnancy. Mother may have had pre-existing or gestational hypertension.
2. HELLP – mother had HELLP syndrome (Hemolysis, Elevated Liver enzymes, and Low Platelet count) diagnosed during pregnancy.
3. Pre-Existing Hypertension with Pre-Eclampsia – mother had a documented hypertensive disorder before pregnancy and also had pre-eclampsia diagnosed in pregnancy.
4. Pre-Eclampsia – mother had pre-eclampsia diagnosed during pregnancy. Mother may also have had gestational hypertension.

5. Pre-Existing Hypertension – mother had a documented hypertensive disorder before pregnancy. Mother may also have had gestational hypertension.
6. Gestational Hypertension – mother had hypertension diagnosed during pregnancy.
7. Unspecified Hypertension – mother had hypertension diagnosed during pregnancy, but the specific type is not recorded.
8. No Hypertension – no hypertensive conditions were documented by a care provider.

### **Diabetes Mellitus in Pregnancy**

- Pre-Existing Diabetes – mother had a diagnosis of diabetes mellitus type 1 or 2 documented by care provider before pregnancy.
- Gestational Diabetes – mother had gestational diabetes documented by care provider during pregnancy.

### **Substance Use During Pregnancy**

- Cigarette Use – care provider documented mother reports smoking cigarettes at any time during the pregnancy. Includes women who stopped or reduced smoking during pregnancy.
- Alcohol as Risk – care provider documents alcohol as a risk in the pregnancy. Alcohol use prior to the woman knowing she was pregnant is not included.
- Binge Drinking – care provider documents mother consumed  $\geq 4$  alcoholic drinks at one time during the current pregnancy.
- Other Drug Use – care provider documented that mother reports use of drugs (heroin/opiates, methadone, cannabinoids, stimulants, or solvents) at any time during the pregnancy OR care provider lists use of prescription, 'other,' or unknown other drug as a risk to the pregnancy. Drug use prior to the woman knowing she was pregnant may be included.

### **Maternal Screening Tests**

- Hepatitis B Test Done – mother was screened for the Hepatitis B virus (Hepatitis B surface antigen, or HBsAg) during pregnancy.
- HIV Test Done – mother was screened for the Human Immunodeficiency Virus (HIV) during pregnancy.
- Group B Strep Test Done – Woman who delivered a baby at 35 weeks gestation or more was screened for Group B Streptococcus.

**Uptake of Prenatal Genetic Screening Program** Indicates whether the woman had sufficient biological markers tested to complete screening for at least one of the following conditions: open neural tube defect, trisomy 18, or trisomy 21.

- Includes women with any of the following combinations of samples on prenatal genetic screening or diagnostic tests: Integrated Prenatal Screen (IPS), Serum Integrated Prenatal Screen (SIPS), Quad screen (QUAD), nuchal translucency (NT) ultrasound plus QUAD, NT ultrasound plus pregnancy-associated plasma protein A (PAPP-A), NT ultrasound, Alpha-fetoprotein (AFP), amniocentesis, or chorionic villus sampling during pregnancy as offered by the [BC Prenatal Genetic Screening Program](#).
- Women who exclusively undergo privately paid screening tests are not included.

### **Types of Down Syndrome Screening Performed**

- Calculated only for women who had prenatal genetic screening for trisomy 21 performed as offered by the [BC Prenatal Genetic Screening Program](#).
- Indicates the types of prenatal genetic screening for trisomy 21 performed.

- NT ultrasound plus QUAD, NT ultrasound plus PAPP-A, and NT ultrasound are included as part of IPS.
- Women who exclusively undergo privately paid screening tests are not included.

### **Uptake of Invasive Diagnostic Testing by Down Syndrome Screening Indications**

- Includes women that had chorionic villus sampling or amniocentesis performed.
- Indicates the types of Down Syndrome screening indications for invasive diagnostic testing to be performed.

### **Use of Artificial Reproductive Technology**

- Use of in vitro fertilization or other artificial reproductive technology (e.g. ovulation induction, intracytoplasmic sperm injection [ICSI], embryo transfer) to conceive the current pregnancy.

## **Section 2: Labour and Delivery**

### **Labour Augmentation**

Labour for the current delivery was augmented by a care provider. Any of the following methods may be used:

- Artificial Rupture of Membranes
- Oxytocin – woman received oxytocin, pitocin, or syntocinon to augment labour.
- Other – a method not specified above was used to augment labour.

### **Labour Induction**

Labour for the current delivery was induced by a care provider. Any of the following methods may be used:

- Artificial Rupture of Membranes
- Oxytocin – woman received oxytocin, pitocin, or syntocinon to initiate labour.
- Prostaglandin – woman received a prostaglandin to initiate labour.
- Other – a method not specified above was used to initiate labour.

### **Primary Indication for Labour Induction**

Primary reason noted in the maternal chart for labour induction. In the case of multiples, the reason noted for the first baby is assigned to the entire delivery.

- Prelabour Rupture of Membranes – rupture of membranes before the onset of uterine contractions at term.
- Post Dates – the pregnancy has continued past the due date (41 completed weeks gestation).
- Hypertension in Pregnancy – woman had high blood pressure, including pre-existing or gestational hypertension.
- Other Maternal Condition – woman had a condition other than those specified above.
- Fetal Compromise – medical concern about the health of the fetus.
- Diabetes – woman had diabetes of any type (gestational, type 1, or type 2).
- Fetal Demise
- Logistics – inability for woman to access supportive health care in reasonable time.
- Antepartum Hemorrhage – woman had bleeding after 20 weeks' gestation but before labour.
- Chorioamnionitis – woman had a cervicovaginal infection.
- Other – other reason not captured above.



- Unknown – reason for induction is unclear, unknown, or not documented.

### **Fetal Surveillance During Labour**

- Auscultation Only – fetal surveillance was conducted only using intermittent auscultation.
- Auscultation and External Electronic Monitoring – fetal surveillance was conducted using intermittent auscultation and external electronic fetal monitoring.
- External Electronic Monitoring Only – fetal surveillance was conducted only using external electronic fetal monitoring.
- Internal Electronic Monitoring Only – fetal surveillance was conducted only using internal electronic fetal monitoring.
- No Fetal Monitoring – no fetal monitoring was conducted during labour.

### **Mode of Delivery**

- Vaginal
  - Spontaneous – the baby was delivered vaginally without assistance of vacuum or forceps extractors.
  - Assisted Vaginal – the newborn was delivered vaginally with the assistance of vacuum and/or forceps extraction.
    - Vacuum – the baby was delivered vaginally with the assistance of a vacuum extractor.
    - Forceps – the baby was delivered vaginally with the assistance of forceps.
    - Forceps and Vacuum – the baby was delivered vaginally with the assistance of vacuum and forceps extractors.
- Cesarean – the baby was delivered by an incision in the mother’s abdomen.
  - Elective Primary – woman without a previous cesarean had a cesarean delivery with elective timing.
  - Elective Repeat – woman with a history of cesarean delivery had a cesarean delivery with elective timing.
  - Emergency Primary – woman without a previous cesarean had a cesarean delivery with urgent or emergent timing.
  - Emergency Repeat – woman with a history of cesarean delivery had a cesarean delivery with urgent or emergent timing.

### **Perineal Trauma**

- Third or Fourth Degree Laceration – the woman experienced a significant perineal tear during delivery.
- Cervical Tear – the woman experienced a cervical tear during delivery.
- Episiotomy – an episiotomy was performed during delivery.

### **Primary Indication for Cesarean Delivery**

Primary reason noted in the maternal chart for cesarean delivery. For multifetal pregnancies, this reflects the reason the first baby was delivered by cesarean. This may not be the first baby delivered (e.g. if the first baby was delivered vaginally and the second baby by cesarean).

- Repeat Cesarean – woman with a history of cesarean is not a VBAC candidate and has a medical indication for repeat cesarean delivery.
- Nonreassuring Fetal Heart Rate – increased or decreased fetal heart rate (tachycardia or bradycardia), especially during and after uterine contractions.

- Dystocia/Cephalopelvic Disproportion – abnormal of difficult labour. Includes failure to progress, incoordinate uterine activity, and cephalopelvic disproportion (large baby for maternal pelvis).
- VBAC Declined/Maternal Request – woman was eligible for a vaginal birth after previous cesarean (VBAC) but declines, OR woman with or without a previous cesarean requests a cesarean delivery.
- Breech – the fetus' buttocks were the presenting part.
- Malposition/Malpresentation – the orientation of the fetal head and or body to the maternal pelvis is not favourable for a vaginal delivery (e.g. occipitoposterior position or transverse lie). Excludes breech presentation.
- Placenta Previa – the placenta is low in the uterus, partially or completely covering the cervix.
- Abruptio Placenta – premature separation of the placenta from the uterus.
- Active Herpes – mother had an active herpes outbreak that could be transmitted to the infant during vaginal delivery.
- Other – other reason not captured.
- Unknown – reason for cesarean is unclear, unknown, or not documented.

### **Vaginal Birth after Cesarean**

- VBAC Eligible – woman was either noted by a care provider as being eligible for VBAC in this pregnancy, OR whose eligibility was unknown and had a singleton pregnancy with the head as the presenting part.
- VBAC Attempted – women was were either noted by a care provider as having attempted a VBAC, OR whose attempt at VBAC was unknown but whose labour was either augmented or induced.
- VBAC Success – women who were eligible for and attempted a VBAC and delivered vaginally.

### **Anesthetic/Analgesic Use During Labour and Delivery**

- Entonox – the mother received entonox (nitrous oxide gas) for pain management.
- Epidural – the mother received anesthesia in the epidural space of the spine for pain management.
- General – the mother received general anesthesia for pain management.
- Local – the mother received localized anesthetic agents for pain management.
- Spinal – the mother received anesthesia in the subarachnoid space of the spine for pain management.
- Combined Spinal and Epidural – the mother received anesthesia both in the subarachnoid space and epidural space of the spine for pain management.
- Other – mother received another type of anesthetic or analgesic agent – including pudendal anesthesia – not specified above.
- No Anesthetic – no analgesic or anesthetic agents were used for pain management.

### **Health Care Providers**

- Delivery Provider – describes the training level of the individual who delivered the baby. May not be the same type of care provider as a woman used for her antenatal care. In the case of multifetal pregnancies, the highest training level of any delivering provider is assigned to the delivery.
  - Family Physician + Vaginal – a family physician performed a vaginal delivery.

- Family Physician + Cesarean – a family physician performed a cesarean delivery.
- Deliveries With Midwifery-Involved Care – A registered midwife was involved at any point in maternal or newborn care. A registered midwife may not have been the delivery provider.

### **Deliveries at Home**

- Woman delivered at home with a registered midwife as delivery provider.

### **Length of Stay for Delivery Episode of Care**

- Antepartum Length of Stay – hours between when a woman is admitted to an acute care facility and when she delivers a baby.
- Postpartum Length of Stay – hours between when a woman delivers a baby in an acute care facility and her discharge from the Delivery Episode of Care.
- Total Length of Stay – hours between when a woman is admitted to an acute care facility for delivery and her discharge from the Delivery Episode of Care.

### **Maternal Morbidity**

Morbidity may be documented during any Maternal Admission.

- Liver Complications – mother had confirmed or suspected cholestasis, acute fatty liver, or liver hematoma.
- Postpartum Hemorrhage with Transfusion – mother had a postpartum bleed and received blood products via transfusion.
- Urinary Tract Infection
- Sepsis – mother had confirmed or suspected sepsis, including puerperal sepsis.
- Wound Infection – mother had confirmed or suspected infection or disruption of an obstetric or surgical wound.
- HELLP – mother had confirmed or suspected HELLP syndrome (Hemolysis, Elevated Liver enzymes, and Low Platelet count).
- Anesthetic Complications – mother had a confirmed or suspected complication related to the anesthetic administered during the delivery episode. Spinal or epidural headache and unspecified complications are excluded.
- Antepartum Hemorrhage with Transfusion – mother had an antepartum ( $\geq 20$  weeks' gestation) or intrapartum bleed and received blood products via transfusion during the delivery episode.
- Eclampsia – mother had confirmed or suspected eclampsia.
- Shock – mother had confirmed or suspected obstetric shock.
- Pulmonary Embolism – mother had a confirmed or suspected blood clot in the lungs.
- Postpartum Hemorrhage with Hysterectomy – mother had a postpartum bleed and underwent a complete or subtotal (partial) hysterectomy.
- Stroke – mother had a confirmed or suspected stroke.

### **Adverse Outcome of Labour or Delivery**

Maternal adverse events are included during the Delivery Admission. Among singleton deliveries.

- Maternal Severe Adverse Event – woman experienced uterine rupture during labour, assisted ventilation or resuscitation, or in-hospital death.
- Maternal Moderate Adverse Event – woman experienced third or fourth degree perineal tear; blood transfusion; or unanticipated operative procedure

- Newborn Severe Adverse Event – singleton baby was stillborn or died in-hospital
- Newborn Moderate Adverse Event –
  - Singleton baby  $\geq 2,000$  grams at birth experienced birth trauma, OR
  - Singleton baby at term  $\geq 2,500$  grams at birth without a congenital anomaly or hydrops was born at a facility without a NICU and transferred to a facility with a NICU within 24 hours, admitted to NICU  $\geq 2$  days, or had an Apgar at 5 minutes  $< 7$ .

### Maternal Transfer to Another Hospital

- Women may be transferred to another hospital for either maternal or neonatal indicators.
  - NOTE: Effective April 1, 2014, women transferred directly to acute care from a delivery at home may be included in these transfer indicators. See page vi for more information.
- Any Transfer – woman was transferred from the Delivery Admission to a(n) (different) acute care facility.
- Higher Level – woman was transferred directly from the location at which she delivered to a facility that is capable of providing a higher intensity of care.
  - Third tier facilities – BC Women's Hospital & Health Centre, St. Paul's Hospital Royal Columbian Hospital, and Victoria General Hospital.
  - Second tier facilities – Surrey Memorial Hospital (effective April 1, 2013 discharges), Kelowna General Hospital, Nanaimo Regional General Hospital, Royal Inland Hospital, and University Hospital of Northern British Columbia.

### Post-Delivery Admissions

- Total number of eligible inter-hospital transfers or readmissions among women who delivered a baby. A woman can have more than one Post-Delivery Admission. Ratio of Post-Delivery Admissions per 100 deliveries.
  - Admissions with a most responsible diagnosis of Z76.3 (Healthy person accompanying sick person) are excluded.
- Diagnosis associated with Post-Delivery Admission – the diagnosis that accounted for the majority of time the woman stayed in hospital. May not be the reason for admission. Per 100 Post-Delivery Admissions.
  - The following account for 91.1 per cent of diagnoses associated with Post-Delivery Admissions for 2014/15 to 2018/19, inclusive:
    - Routine Postpartum Care – care and examination immediately after delivery or routine postpartum follow-up, including change or removal of drains and planned wound closure.
    - Postpartum Hemorrhage
    - Postpartum Infection – includes sepsis, obstetric wound infection, urinary tract infection, or post-procedural infection.
    - Other Diseases Complicating Pregnancy – Diseases of organ systems that complicate or are aggravated by pregnancy.
    - Hypertension or Eclampsia – includes essential hypertension, gestational hypertension, pre-eclampsia, eclampsia, or HELLP.
    - Other Wound Issues – includes care of perineal or vaginal tears, uterine rupture or dehiscence, disruption or hematoma of surgical wound, or cardiac surgical complications.
    - Complications of Anesthesia – reactions to or complications of anesthesia.

- Care of Breasts – includes breast infection, lactation problems, or supervision of lactation mother.
- Retained Placenta Without Hemorrhage
- Pregnancy-Associated Mental Health – includes postpartum depression and puerperal psychosis.

## Section 3: Newborn Health

### Birth Type

Defined in accordance with BC Vital Stats.

- Live Birth – baby displayed signs of life (breathing, heart beat, pulsation of umbilical cord, or movement of voluntary muscle) at birth.
- Stillbirth – baby born at  $\geq 20$  weeks' estimated gestation or  $\geq 500$  grams birthweight does not display any of the above signs. Fetal death may have occurred  $< 20$  weeks' gestation.

### Multiple Gestation

- There was more than one fetus in the pregnancy (twin, triplet, or quadruplet).

### Gestational Age

- Term – baby was delivered at or after 37 completed weeks' estimated gestation.
- Preterm – baby was delivered before 37 completed weeks' estimated gestation.
  - Iatrogenic Preterm – baby was delivered following induced labour or by cesarean delivery without labour, before 37 completed weeks' estimated gestation.
  - Spontaneous Preterm – baby was delivered following onset of spontaneous labour before 37 completed weeks' estimated gestation.

### Weight for Gestational Age

- Small for Gestational Age – babies born weighing less than the 10<sup>th</sup> percentile of weight for their sex and gestational age. Based on BC-specific growth curves available [here](#).
- Large for Gestational Age – babies born weighing more than the 90<sup>th</sup> percentile of weight for their sex and gestational age. Based on BC-specific growth curves available [here](#).

### Low Birthweight Singletons

- Singleton babies born weighing less than 2,500 grams. Includes both preterm and term babies.

### Newborn Resuscitation

- Baby received resuscitation by intermittent positive pressure, chest compressions, or drugs. Captures interventions up to 60 minutes of age or until admission to neonatal intensive care, whichever came first.
  - NOTE: Drugs may be given for either resuscitation or stabilization.

### Birth Injury

- Baby sustained a confirmed or suspected injury to the skeleton, organs, or nerves during birth.

## Neonatal Morbidity

Morbidity may be documented during any Baby Admission.

- Other Respiratory Condition – baby had a confirmed or suspected respiratory condition (other than respiratory distress syndrome or transient tachypnea).
- Transient Tachypnea – baby had confirmed or suspected transient tachypnea.
- Respiratory Distress Syndrome – baby had confirmed or suspected respiratory distress syndrome.
- Sepsis – baby had confirmed or suspected sepsis.
- Intracranial Hemorrhage – baby had a confirmed or suspected brain bleed.

## Congenital Anomalies

Anomaly may be diagnosed during any Baby Admission.

- Baby has a confirmed or suspected congenital anomaly noted by a care provider.
  - Chromosomal – includes Trisomy 13, 18, and 21; sex chromosome abnormalities (i.e. Turner's syndrome, Klinefelter's syndrome); and other monosomies, deletions, and chromosomal rearrangements.
  - Circulatory System – includes malformations of the heart chambers, septa, valves, veins and arteries.
  - Cleft Lip or Palate
  - Digestive System – includes malformation of the tongue, mouth, pharynx, esophagus, stomach, intestines, liver, gallbladder, bile ducts, and pancreas.
  - Eye, Ear, Face, or Neck – includes malformations of the eye and its structures, tear ducts, internal and external ear, neck, and lips.
  - Genital Organs – includes malformations of male or female genitals, and indeterminate sex or hermaphroditism.
  - Musculoskeletal System – includes malformations of hip, feet, fingers, limbs, skull, spine, diaphragmatic hernia, and other malformations of the abdominal wall (including gastroschisis).
  - Nervous System – includes anencephaly, microcephaly, hydrocephalus, spina bifida, and other malformations of the brain and spinal cord.
  - Respiratory System – includes malformation of the nose, larynx, trachea, bronchus, and lung.
  - Urinary System – includes malformation of the kidneys, bladder, and ureter.
  - Other Specific Anomaly – includes disorders of the skin, breast, hair, nails, syndromes affecting multiple systems, malformations due to outside causes (including alcohol and drugs), and all malformations not otherwise classified.
  - Trisomy 18 (Edwards' syndrome)
  - Trisomy 21 (Down Syndrome)
  - Open Neural Tube Defect – includes anencephaly and spina bifida

## Length of Stay for the Birth Episode of Care

- Hours between a baby's birth at an acute care facility and his/her discharge from the Birth Episode of Care.

## Breastfeeding

Reflects feeding during the Birth Admission only, including at time of discharge.

- Exclusive Breastfeeding – baby received only breast milk (via the breast, a bottle, or other feeding method).
- No Breastfeeding – baby received only breast milk substitute.

- Non-Exclusive Breastfeeding – baby received both breast milk and breast milk substitute.
- Any Breastfeeding – baby received breast milk (via the breast, a bottle, or other feeding method) at any time during the Birth Admission. Baby may also have received breast milk substitute.

### **Neonatal Intensive Care Use During Birth Episode of Care**

- During the Birth Episode of Care, baby required Level 2a, 2b, 3a, OR 3b care (as defined by the PSBC Neonatal Daily Classification Tool) for at least one day.
  - Length of stay in days is calculated as (discharge date – admission date). If admission and discharge are on the same date, length of stay is one day.
  - [Click here](#) to access resources on the PSBC Neonatal Daily Classification Tool.

### **Transfer to Another Hospital**

- Babies may be transferred to another hospital for either maternal or neonatal indications.
  - NOTE: Effective April 1, 2014, babies transferred directly to acute care from a birth at home may be included in these transfer indicators. See page vii for more information.
- Any Transfer – baby was transferred from the Birth Admission to a different acute care facility.
- Higher Level – baby was transferred directly from the facility of birth to a facility that is capable of providing a higher intensity of care. Baby was transferred from any site without a neonatal intensive care unit (NICU) to one with a NICU, or from a site with a Level II NICU to a site with a Level III NICU.
  - Facilities with a Level III NICU – BC Women's Hospital & Health Centre, Royal Columbian Hospital, Surrey Memorial Hospital, and Victoria General Hospital.
  - Facilities with a Level II NICU – Abbotsford Regional Hospital & Cancer Centre, Burnaby Hospital, Kelowna General Hospital, Lions Gate Hospital, Nanaimo Regional General Hospital, Richmond Hospital, Royal Inland Hospital, St. Paul's Hospital, and University Hospital of Northern British Columbia.
- Same or Lower Level – baby was transferred directly from the facility of birth to a facility that provides a similar or lower intensity of care.

### **Post-Neonatal Admissions**

- Post-Neonatal Admission – total number of baby transfer or readmission episodes. A baby can have more than one Post-Neonatal Admission. Ratio of Post-Neonatal Admissions per 100 live births.
  - Admissions with a most responsible diagnosis of Health supervision and care of other healthy infant and child, Healthy person accompanying sick person, or Other boarder in health-care facility (Z76.2, Z76.4, or Z76.4) are excluded.
- Diagnosis Associated with Post-Neonatal Admission – the diagnosis that accounted for the majority of time the baby stayed in hospital. May not be the reason for admission. Per 100 Post-Neonatal Admissions.
  - The following account for 78.9 per cent of diagnoses associated with Post-Neonatal Admissions for 2014/15 to 2018/19, inclusive:
    - Jaundice
    - Low Birth Weight or Preterm Birth
    - Feeding Problems – includes reflux, feeding difficulties, abnormal weight loss, and dehydration.

- Congenital Anomalies – includes all congenital malformations, deformations, and chromosomal abnormalities.
- Respiratory Distress
- Respiratory Infections – includes whooping cough, pneumonias, and upper and lower respiratory tract infections.
- Other Infections – major inclusions are bacterial and viral infections, sepsis, external and middle ear infections, select abscesses, impetigo, cellulitis, osteomyelitis, congenital infections, and post-procedural infection.
- Isoimmunization
- Apnea – obstructed sleep apnea or apnea of the newborn.
- Urinary Tract Infections

### Perinatal Mortality

Death occurred during any Baby Admission. Includes only deaths that occurred at an acute care facility. Complete pregnancy terminations are included only in the Crude Stillbirth Rate.

- Crude Stillbirths – baby was born deceased.
  - Crude Stillbirth Rate = stillbirths / (live births + stillbirths) x 1,000.
- Stillbirths >=500g – baby weighing ≥500g was born deceased.
  - Stillbirth Rate = stillbirths ≥500g / (live births + stillbirths ≥500g) x 1,000.
- Early Neonatal Death – baby born alive died in hospital between 0 and 6 days after birth.
  - Early Neonatal Mortality Rate = early neonatal death / live births x 1,000.
- Perinatal Death – stillbirth ≥500g OR baby born alive died in hospital between 0 and 6 days after birth.
  - Perinatal Mortality Rate = (stillbirths ≥500g + early neonatal deaths) / (live births + stillbirths ≥500g) x 1,000.
- Late Neonatal Death – baby born alive died in hospital between 7 and 27 days after birth.
  - Late Neonatal Mortality Rate = late neonatal death / live births x 1,000.
- Post Neonatal Death – baby born alive died in hospital between 28 and 364 days after birth.
  - Post Neonatal Mortality Rate = post neonatal death / live births x 1,000.
- Infant Death – baby born alive died in hospital before 365 days after birth.
  - Infant Mortality Rate = (early neonatal + late neonatal + post-neonatal deaths) / live births x 1,000.

## Section 4: ‘Normal Labour’

Women with ‘Normal Labour’ are identified in accordance with the [Joint Policy Statement on Normal Childbirth](#). Women with ‘Normal Labour’ deliver a singleton infant with the head as the presenting part between 37 and 41 estimated weeks’ gestation after spontaneous onset of labour. Women with ‘Normal Labour’ do not have a history of cesarean delivery.

### Cervical Dilation at Admission

- Dilation, in centimetres, of the cervix at the time the woman was admitted to acute care for delivery.

### Duration of Labour Stages



- Length of First Stage of Labour – hours between the onset of regular contractions and complete cervical dilation (10cm).
- Length of Second Stage of Labour – hours between complete cervical dilation and the delivery of the baby.

#### **'Normal Childbirth'**

- According to the [Joint Policy Statement on Normal Childbirth](#), 'Normal Childbirth' excludes the following: spinal anesthesia, general anesthesia, vacuum-assisted delivery, forceps-assisted delivery, cesarean delivery, or episiotomy.

#### **Low 5 Minute Apgar Score**

- Babies whose Apgar score – a composite of five criteria that assesses an infant's need for medical attention – is below 7 out of 10 at five minutes after birth.

## Episodes Included in the Perinatal Health Report

This report is based on delivery admissions meeting the following minimum criteria:

### Delivery Admission

<b><i>Include:</i></b>	
Delivery	MOTHER_ADMISSION.screen_source = "DL" AND April 1, 2014 ≤ discharge_date ≤ March 31, 2019
Linked maternal-newborn records	BABY_ADMISSION.screen_source = "NB" AND BABY_ADMISSION.mother_id is not null
<b>Exclude from all but Crude Stillbirth Rate:</b>	
Complete termination of pregnancy	(DIAGNOSES.diagnosis_cd begins with O04 (Mother) or (PROCEDURES_PERFORMED.procedure_code begins with 5CA88 OR 5CA89 (Mother) and woman delivered a singleton pregnancy)) OR DIAGNOSES.diagnosis_cd begins with P96.4 (Baby) for <b>all</b> babies linked to mother

### Other Maternal Admissions

<b>Admission type</b>		<b>Criteria</b>
<u>Maternal Admission</u>		MOTHER_ADMISSION.screen_source = "DL" or "PP"  For any woman whose Delivery Admission meets the inclusion criteria, above.
<u>Post-Delivery Admission</u>		MOTHER_ADMISSION.screen_source = "PP" or (MOTHER_ADMISSION.screen_source = "DL" and actual_place_of_delivery=2) AND most responsible diagnosis is not Z76.3  For any woman whose Delivery Admission meets the inclusion criteria, above.
<u>Delivery Episode of Care</u>	Episode start	MOTHER_ADMISSION.screen_source = "DL" and April 1, 2014 ≤ discharge_date ≤ March 31, 2019
	Include all admissions linked to the delivery where:	MOTHER_ADMISSION.screen_source = "PP" and 101 ≤ institution_to <973
	Episode end	(MOTHER_ADMISSION.screen_source = "DL" or "PP") and institution_to <101  For any woman whose Delivery Admission meets the inclusion criteria, above.

## Baby Admissions

<b>Admission type</b>		<b>Criteria</b>
<u>Birth Admission</u>		BABY_ADMISSION.screen_source = "NB"  For any baby linked to a woman whose Delivery Admission meets the inclusion criteria, above.
<u>Newborn Admission</u>		BABY_ADMISSION.screen_source = "NB" or "XF"  For any baby linked to a mother whose Delivery Admission meets the inclusion criteria, above.
<u>Post-Neonatal Admission</u>		(BABY_ADMISSION.screen_source = "NB" and MOTHER.actual_place_of_delivery=2) or BABY_ADMISSION.screen_source = "XF" AND most responsible diagnosis is not Z76.2, Z76.3, or Z76.4  For any baby linked to a mother whose Delivery Admission meets the inclusion criteria, above.
<u>Birth Episode of Care</u>	Episode start	BABY_ADMISSION.screen_source = "NB"
	Include all admissions linked to the birth where:	BABY_ADMISSION.screen_source = "XF" and discharge_to = "O" and 101 ≤ institution_to <973
	Episode end	BABY_ADMISSION.screen_source = "NB" or "XF" AND (discharge_to ≠ "O" or institution_to = 973 or 974)  For any baby linked to a mother whose Delivery Admission meets the inclusion criteria, above.

## Detailed Specifications for Selected Variables

	PDR variables		CIHI Codes
<b>Fiscal year</b>			
2014/15	<code>screen_source = "DL" AND April 1, 2014 ≤ MOTHER_ADMISSION.discharge_date ≤ March 31, 2015</code>		
2015/16	<code>screen_source = "DL" AND April 1, 2015 ≤ MOTHER_ADMISSION.discharge_date ≤ March 31, 2016</code>		
2016/17	<code>screen_source = "DL" AND April 1, 2016 ≤ MOTHER_ADMISSION.discharge_date ≤ March 31, 2017</code>		
2017/18	<code>screen_source = "DL" AND April 1, 2017 ≤ MOTHER_ADMISSION.discharge_date ≤ March 31, 2018</code>		
2018/19	<code>screen_source = "DL" AND April 1, 2018 ≤ MOTHER_ADMISSION.discharge_date ≤ March 31, 2019</code>		
<b>Parity</b>			
Nulliparous	<code>(term = 0 and  prematuere = 0 and  prev_cesarian_deliv = 0 and  prev_vaginal_deliv = 0)</code> OR <code>(term = null and  prematuere = null and  prev_cesarian_deliv = null and  prev_vaginal_deliv = null and  living = 0)</code> OR <code>(any of term, prematuer, prev_cesarian_deliv, or  prev_vaginal_deliv = null and  gravidu = 1)</code>		
Parous	<code>(term ≥ 1 or  prematuere ≥ 1 or  prev_cesarian_deliv ≥ 1 or  prev_vaginal_deliv ≥ 1)</code> OR <code>(term = null and  prematuere = null and  prev_cesarian_deliv = null and  prev_vaginal_deliv = null and  living ≥ 1)</code>		

	PDR variables		CIHI Codes
<b>Hypertensive Disorders of Pregnancy (hierarchy)</b>			
Eclampsia			diagnosis_code begins with O15
HELLP syndrome	pp_hellp_syndrome = "Y"		
	discharge_date ≥ April 1, 2012	AND	diagnosis_code begins with O142
Pre-Existing Hypertension with Pre-Eclampsia			diagnosis_code begins with O11
Pre-Eclampsia	discharge_date < April 1, 2012 AND pp_hellp_syndrome ≠ "Y"	AND	diagnosis_code begins with O14
	discharge_date ≥ April 1, 2012 AND pp_hellp_syndrome ≠ "Y"	AND	diagnosis_code begins with O140, O141, or O149
Pre-Existing Hypertension			diagnosis_code begins with O10
Gestational Hypertension			diagnosis_code begins with O13
Unspecified Hypertension			diagnosis_code begins with O16
<b>Diabetes Mellitus in Pregnancy</b>			
Gestational Diabetes	risk_code = 13 or 14	OR	diagnosis_code begins with O248
Pre-Existing Diabetes	risk_code = 15 or 16	OR	diagnosis_code begins with O245, O246, or O247
<b>Artificial Reproductive Technology</b>	ivf = "Y"	OR	diagnosis_code for mother = Z37xx1 or baby = Z38xx1
<b>Augmentation of Labour</b>	labour_aug_flg = "Y"		
<b>Induction of Labour</b>	labour_ind_flg = "Y"		
<b>Method of Fetal Surveillance During Labour</b>			
Auscultation Only	auscultation = "Y" and elec_fetal_monitor_external ≠ "Y" and elec_fetal_monitor_internal ≠ "Y" and no_fetal_monitoring ≠ "Y"		
Auscultation and External Electronic Monitoring	auscultation = "Y" and elec_fetal_monitor_external = "Y" and elec_fetal_monitor_internal ≠ "Y" and no_fetal_monitoring ≠ "Y"		
External Electronic Monitoring Only	auscultation ≠ "Y" and elec_fetal_monitor_external = "Y" and elec_fetal_monitor_internal ≠ "Y" and no_fetal_monitoring ≠ "Y"		
Internal Electronic Monitoring Only	auscultation ≠ "Y" and elec_fetal_monitor_external ≠ "Y" and elec_fetal_monitor_internal = "Y" and no_fetal_monitoring ≠ "Y"		
No Fetal Monitoring	(auscultation ≠ "Y" and elec_fetal_monitor_internal ≠ "Y" and elec_fetal_monitor_external ≠ "Y" and no_fetal_monitoring = "Y") OR (auscultation ≠ "Y" and		

	PDR variables		CIHI Codes
	<code>elec_fetal_monitor_internal</code> ≠ "Y" and <code>elec_fetal_monitor_external</code> ≠ "Y" and <code>no_fetal_monitoring</code> ≠ "Y")		
<b>Delivery Provider</b>			
Obstetrician	<code>delivered_by</code> = 2 or 6 for any infant		
Surgeon	else if <code>delivered_by</code> = 12		
Family Practice + Cesarean	else if <code>delivered_by</code> = 1 or 8	AND	<code>procedure_code</code> begins with 5MD60 (cesarean delivery)
Family Practice + Vaginal	else if <code>delivered_by</code> = 1 or 8	AND	<code>procedure_code</code> does not begin with 5MD60
Midwife	else if <code>delivered_by</code> = 3 or 7		
Nurse	else if <code>delivered_by</code> = 4		
Other	else if <code>delivered_by</code> = 5, 9, 10, or 11		
<b>Deliveries with Midwifery-Involved Care</b>	<code>institution_id</code> = 976 or 977 or <code>midwife_case</code> = "Y" or <code>delivered_by</code> = 3 or 7 for any infant or <code>actual_place_of_delivery</code> = 1 or 2	OR	<code>doctor_service</code> = 11004 on DOCTORS or PROCEDURES_PERFORMED for mother or baby record
<b>Delivery at Home</b>	<code>institution_id</code> = 976 or 977 or <code>actual_place_of_delivery</code> = 2		
<b>Anesthesia or Analgesia</b>			
Entonox	<code>entonox_flg</code> = "Y"		
Epidural	<code>epidural_flg</code> = "Y"	OR	<code>anesthetic_type</code> = 3 for a <code>procedure_code</code> beginning with 5MD or 5PC
General	<code>general_flg</code> = "Y"	OR	<code>anesthetic_type</code> = 1 or 4 for a <code>procedure_code</code> beginning with 5MD or 5PC
Local	<code>local_flg</code> = "Y"	OR	<code>anesthetic_type</code> = 7 for a <code>procedure_code</code> beginning with 5MD or 5PC
Narcotic	<code>narcotic_flg</code> = "Y"		
Spinal	<code>spinal_flg</code> = "Y"	OR	<code>anesthetic_type</code> = 2 for a <code>procedure_code</code> beginning with 5MD or 5PC
Combined Spinal and Epidural			<code>anesthetic_type</code> = C for a <code>procedure_code</code> beginning with 5MD or 5PC
Other	<code>other_flg</code> = "Y" or <code>pudendal_flg</code> = "Y"		
No Anesthetic	<code>none_flg</code> = "Y"		
<b>Perineal Trauma</b>			
Third or Fourth Degree Laceration	<code>laceration_flg</code> = "Y" AND <code>laceration_degree</code> = 3 or 4	OR	<code>diagnosis_code</code> begins with O702 or O703
Episiotomy	<code>episiotomy_flg</code> = "Y"		
Cervical Tear	<code>cervical_tear_flg</code> = "Y"	OR	<code>diagnosis_code</code> begins with O713
<b>Mode of Delivery</b>			
Spontaneous Vaginal			<code>procedure_code</code> begins with 5MD50, 5MD51, 5MD52, 5MD56AA, 5MD56NL, 5MD56NP, 5MD56NU, 5MD56NM, 5MD56NQ, 5MD56NV, 5MD56GH, 5MD56PA, 5MD56PD, 5MD56PG, 5MD56PB, 5MD56PE, or 5MD56PH

	PDR variables		CIHI Codes
Assisted Vaginal			<a href="#">procedure_code</a> begins with 5MD53, 5MD54, 5MD55, 5MD56NN, 5MD56NR, 5MD56NW, 5MD56PC, 5MD56PF, or 5MD56PJ
Vacuum			<a href="#">procedure_code</a> begins with 5MD54
Forceps			<a href="#">procedure_code</a> begins with 5MD53, 5MD56NN, 5MD56NR, 5MD56NW, 5MD56PC, 5MD56PF, or 5MD56PJ
Forceps and Vacuum			<a href="#">procedure_code</a> begins with 5MD55
			<a href="#">procedure_code</a> begins with 5MD54 AND any of the following procedure codes is also on the abstract: 5MD53, 5MD55, 5MD56NN, 5MD56NR, 5MD56NW, 5MD56PC, 5MD56PF, or 5MD56PJ
Cesarean			<a href="#">procedure_code</a> begins with 5MD60
	<a href="#">csection_type</a> = 1, 2, 3, or 4	AND	no <a href="#">procedure_code</a> begins with 5MD5 or 5MD60
Emergency Primary	<a href="#">csection_type</a> = 2	AND	<a href="#">procedure_code</a> begins with 5MD60
Emergency Repeat	<a href="#">csection_type</a> = 4	AND	<a href="#">procedure_code</a> begins with 5MD60
Elective Primary	<a href="#">csection_type</a> = 1	AND	<a href="#">procedure_code</a> begins with 5MD60
Elective Repeat	<a href="#">csection_type</a> = 3	AND	<a href="#">procedure_code</a> begins with 5MD60
<b>Vaginal Birth After Cesarean (VBAC)</b>			
VBAC Eligible	( <a href="#">vbac_eligible</a> = "Y" and <a href="#">prev_cesarian_deliv</a> ≥1) OR ( <a href="#">vbac_eligible</a> = "U" or " " and <a href="#">baby_presentation_delivery</a> = 6 and <a href="#">prev_cesarian_deliv</a> ≥1 and <a href="#">Maximum(baby_sequence)</a> = 1)		
	( <a href="#">vbac_eligible</a> = "U" or " " and <a href="#">baby_presentation_delivery</a> = 9 and gestational age ≥ 37 and <a href="#">prev_cesarian_deliv</a> ≥1 and <a href="#">Maximum(baby_sequence)</a> = 1)	AND	<a href="#">procedure_code</a> begins with 5MD5
VBAC Attempted	( <a href="#">vbac_attempted</a> = "Y" and <a href="#">prev_cesarian_deliv</a> is ≥1) OR ( <a href="#">vbac_attempted</a> = "U", "A", or " " and <a href="#">prev_cesarian_deliv</a> ≥1 and (( <a href="#">labour_ind_flg</a> = "Y") or ( <a href="#">labour_spont_flg</a> = "Y" and <a href="#">labour_aug_flg</a> = "Y")))		
VBAC Success	Woman VBAC Eligible and VBAC Attempted (above)	AND	<a href="#">procedure_code</a> begins with 5MD5
<b>Maternal Morbidity</b>			
Liver Complications (updated 2016)	<a href="#">pp_fatty_liver</a> = "Y" or <a href="#">pp_liver_hematoma</a> = "Y"	OR	<a href="#">diagnosis_code</a> begins with K760, O266, or O904
Urinary Tract Infection (updated 2016)	<a href="#">pp_uti</a> = "CY", "PY", "OT", "UN"	OR	<a href="#">diagnosis_code</a> begins with N10, N11, N12, N15, N30, N34,

	PDR variables		CIHI Codes
			N390, O23, O861, O862, or O863
Sepsis (updated 2016)	pp_pos_blood_culture = "Y"	OR	diagnosis_code begins with A40, A41, O753, or O85
Wound Infection	pp_wound_infection = "Y"	OR	diagnosis_code begins with O860 or T814
Postpartum Hemorrhage with Transfusion	blood_transfusion_flg = "Y"	AND	diagnosis_code begins with O72
Postpartum Hemorrhage with Hysterectomy			diagnosis_code begins with O72 AND (procedure_code begins with 5MD60CB, 5MD60KE, 5MD60RC, or 5MD60RD; OR procedure_code begins with 1RM87LAGX and extent = SU; OR procedure_code begins with 1RM89 AND there is no procedure_code beginning with 1PL74, 1RS74, or 1RS80)
Antepartum Hemorrhage with Transfusion	blood_transfusion_flg = "Y" and risk_code = 8 blood_transfusion_flg = "Y"	AND	diagnosis_code begins with O441, O45, O46, O67, or O694
Eclampsia			diagnosis_code begins with O15
HELLP	pp_hellp_syndrome = "Y" discharge_date ≥ April 1, 2012	AND	diagnosis_code begins with O142
Anesthetic Complications			diagnosis_code begins with O29, O740, O741, O742, O743, O744, O747, O748, O749, O89, or T885
Shock			diagnosis_code begins with O751
Stroke			diagnosis_code begins with G459, I6, or I7
Pulmonary Embolism			diagnosis_code begins with O88
<b>Adverse Outcome of Labour or Delivery</b>			
Moderate Maternal Adverse Outcome	screen_source = "DL" AND blood_transfusion_flg = "Y" OR (laceration_flg = "Y" AND laceration_degree = 3 or 4)	OR	diagnosis_code begins with O702 or O703 OR procedure_code begins with 5PC73JT, 5PC80JM, 5PC91GA, or 5PC91GC OR (diagnosis_code begins with O722 AND procedure_code begins with 1KT51, 1RM13, 1RM87LAGX, 1RM89, 5MD60CB, 5MD60KE, 5MD60RC, 5MD60RD, 5PC91HT, or 5PC91LA)
Moderate Neonatal Adverse Outcome	screen_source = "NB" and admission_weight ≥ 2,500 and gestational_age ≥ 37 and ((nicu_ii+nicu_iii ≥ 2) OR (Length of stay <24 hours and institution_to = 104, 202, 109, 116, 703, 609, 501, 401, 302, 130, 115, 112, or 102) OR	AND	diagnosis_code does not begin with P832 or Q



	<b>PDR variables</b>		<b>CIHI Codes</b>
	(0 ≤ <a href="#">apgar_5 minutes</a> <7))		
Severe Maternal Adverse Outcome	<a href="#">screen_source</a> = "DL"	AND	<a href="#">diagnosis_code</a> begins with O7118, O95 or O97 OR <a href="#">procedure_code</a> begins with 1GZ30CJ, 1GZ30JH, 1GZ31CAND, 1GZ31CBND, 1GZ31CRND, 1GZ31GPND, 1GZ38JAND, 1GZ38JANE, 1GJ50CANG, or 1GJ50CATS
Severe Neonatal Adverse Outcome	<a href="#">screen_source</a> = "NB" and <a href="#">admission_weight</a> ≥ 2,500 and gestational age ≥ 37 and ( <a href="#">discharge_to</a> = "D" or <a href="#">stillbirth</a> = "A")	AND	<a href="#">diagnosis_code</a> does not begin with P832 or Q
	<a href="#">screen_source</a> = "NB" and <a href="#">admission_weight</a> ≥ 2,000	AND	<a href="#">diagnosis_code</a> begins with P100, P101, P104, P108, P109, P113, P114, P115, P122, P13 (excluding P134), P140, P141, P142, P143, P148, or P149
<b>Maternal Length of Stay</b>			
Antepartum Length of Stay	For the Delivery Episode of Care, hours between ( <a href="#">delivery_date</a>    <a href="#">delivery_time</a> – <a href="#">admission_date</a>    <a href="#">admission_time</a> ) where <a href="#">institution_id</a> for the Delivery Admission ≠ 976 or 977		
Postpartum Length of Stay	For the Delivery Episode of Care, hours between ( <a href="#">discharge_date</a>    <a href="#">discharge_time</a> – <a href="#">delivery_date</a>    <a href="#">delivery_time</a> ) where <a href="#">institution_id</a> for the Delivery Admission ≠ 976 or 977		
Total Length of Stay	For the Delivery Episode of Care, hours between ( <a href="#">discharge_date</a>    <a href="#">discharge_time</a> – <a href="#">admission_date</a>    <a href="#">admission_time</a> ) where <a href="#">institution_id</a> for the Delivery Admission ≠ 976 or 977		
<b>Maternal Transfers</b>			
Transferred to Acute Care	<a href="#">screen_source</a> = "DL" and <a href="#">institution_to</a> = 101, 102, 104, 105, 106, 107, 109, 111, 112, 113, 115, 116, 121, 123, 128, 130, 131, 134, 135, 136, 201, 202, 203, 204, 206, 217, 301, 302, 303, 305, 309, 401, 402, 403, 404, 405, 406, 408, 409, 417, 419, 501, 502, 507, 508, 510, 511, 601, 602, 603, 604, 606, 609, 651, 654, 655, 701, 702, 703, 704, 705, 707, 708, 713, 714, 715, 716, 717, 752, 753, 754, 755, 756, 801, 803, 804, 851, 854, 859, 901, 902, 903, 904, 906, 907, 912, 917,		

	<b>PDR variables</b>		<b>CIHI Codes</b>
	918, 929, 973, or 974		
Transfer to a Higher Level of Care	<p>screen_source = "DL" AND discharge_date &lt; April 1, 2013 AND (institution_id ≠ 104, 109, 202, 102, 302, 401, 703, or 501 AND institution_to = 104, 105, 109, 202, 102, 302, 401, 703, or 501)</p> <p>OR</p> <p>(institution_id ≠ 104, 109, 202, or 102 AND institution_to = 104, 105, 109, 202, or 102)</p>		
	<p>screen_source = "DL" AND discharge_date ≥ April 1, 2013 AND (institution_id ≠ 104, 109, 202, 102, 116, 302, 401, 703, or 501 AND institution_to = 104, 105, 109, 116, 202, 102, 302, 401, 703, or 501)</p> <p>OR</p> <p>(institution_id ≠ 104, 109, 202, or 102 AND institution_to = 104, 105, 109, 202, or 102)</p>		
<b>Post-Delivery Admission Diagnoses</b>			
Routine Postpartum Care (updated 2016)	Post-Delivery Admission	AND	diagnosis_type = "M" and diagnosis_cd begins with Z390, Z392, or Z488
Postpartum Hemorrhage	Post-Delivery Admission	AND	diagnosis_type = "M" and diagnosis_cd begins with O72
Postpartum Infection (updated 2016)	Post-Delivery Admission	AND	diagnosis_type = "M" and diagnosis_cd begins with A40, A41, N10, N11, N12, N15, N30, N34, N390, O753, O85, O86, or T814
Other Diseases Complicating Pregnancy	Post-Delivery Admission	AND	diagnosis_type = "M" and diagnosis_cd begins with O99
Hypertension or Eclampsia (updated 2016)	Post-Delivery Admission	AND	diagnosis_type = "M" and diagnosis_cd begins with I100, O10, O11, O13, O14, O15, or O16
Other Wound Issues	Post-Delivery Admission	AND	diagnosis_type = "M" and diagnosis_cd begins with O70, O71, O75404, O900, O901, O902, or T813
Care of Breasts	Post-Delivery Admission	AND	diagnosis_type = "M" and diagnosis_cd begins with O91, O92, or Z391
Retained Placenta Without Hemorrhage	Post-Delivery Admission	AND	diagnosis_type = "M" and diagnosis_cd begins with O73
Pregnancy-Associated Mental Health	Post-Delivery Admission	AND	diagnosis_type = "M" and diagnosis_cd begins with F53
Complications of Anesthesia	Post-Delivery Admission	AND	diagnosis_type = "M" and diagnosis_cd begins with O74, O89, or T885
<b>Multiple Gestation</b>	multiple_birth_count >1		

	PDR variables		CIHI Codes
<b>In-Hospital Perinatal Mortality</b>			
Crude Stillbirths (includes complete late pregnancy terminations)	stillbirth = "A", "P", or "U"		
Stillbirth >=500g	stillbirth = "A", "P", or "U" and admission_weight ≥ 500		
Early Neonatal Death	stillbirth = "N" and discharge_to = "D" and (discharge_date – date_of_birth) <7 days		
Late Neonatal Death	stillbirth = "N" and discharge_to = "D" and 7 days ≤ (discharge_date – date_of_birth) ≤ 27 days		
Post Neonatal Death	stillbirth = "N" and discharge_to = "D" and 28 days ≤ (discharge_date – date_of_birth) ≤ 364 days		
<b>Birth Injury</b>			diagnosis_code begins with P100, P101, P104, P108, P109, P11, P12, P13, P14, or P15
<b>Neonatal Morbidity</b>			
Sepsis	baby_pos_blood_culture = "Y"	OR	diagnosis_code begins with A40, A41, or P36
Intracranial Hemorrhage			diagnosis_code begins with P10 or P52
Respiratory Distress Syndrome			diagnosis_code begins with P220
Transient Tachypnea			diagnosis_code begins with P221
Other Respiratory Condition			diagnosis_code begins with A481, J, P228, P229, P23-P27, P280, P281, P282, P283, P284, P288, P289, Q30-Q34, Q791, R091, or Z902
	0 ≤ apgar_5_minutes <7	AND	diagnosis_code begins with P285
Any Neonatal Morbidity			diagnosis_code begins with A40, A41, A481, J, P10, P220, P221, P228, P229, P23-P27, P36, P280, P281, P282, P283, P284, P288, P289, P52, Q30-Q34, Q791, R091, or Z902
	0 ≤ apgar_5_minutes <7	AND	diagnosis_code begins with P285
<b>Congenital Anomalies</b>			
Any Congenital Anomaly			diagnosis_code begins with Q
Chromosomal			diagnosis_code begins with Q90-Q99
Circulatory System			diagnosis_code begins with Q20-Q28
Cleft Lip or Palate			diagnosis_code begins with Q35-Q37
Digestive System			diagnosis_code begins with Q38-Q45
Eye, Ear, Face, or Neck			diagnosis_code begins with Q10-Q18
Genital Organs			diagnosis_code begins with Q50-Q56
Musculoskeletal System			diagnosis_code begins with Q65-Q79
Nervous System			diagnosis_code begins with Q00-Q07

	PDR variables		CIHI Codes
Respiratory System			<a href="#">diagnosis_code</a> begins with Q30-Q34
Urinary System			<a href="#">diagnosis_code</a> begins with Q60-Q64
Other Specific Anomaly			<a href="#">diagnosis_code</a> begins with Q80-Q89
Trisomy 18			<a href="#">diagnosis_code</a> = Q91.0-Q91.3
Trisomy 21			<a href="#">diagnosis_code</a> begins with Q90
Open Neural Tube Defect			<a href="#">diagnosis_code</a> begins with Q00 or Q05
<b>Newborn Length of Stay</b>	For the Birth Episode of Care, hours between ( <a href="#">discharge_date</a>    <a href="#">discharge_time</a> – <a href="#">admission_date</a>    <a href="#">admission_time</a> ) where <a href="#">institution_id</a> for the Birth Admission ≠ 976 or 977		
<b>Newborn Feeding</b>			
Exclusive Breastfeeding	<a href="#">newborn_feeding</a> = "BR"		
Non-Exclusive Breastfeeding	<a href="#">newborn_feeding</a> = "BF"		
No Breastfeeding	<a href="#">newborn_feeding</a> = "FR"		
Any Breastfeeding	<a href="#">newborn_feeding</a> = "BR" or "BF"		
<b>Weight for Gestational Age</b>			
Small for Gestational Age	Baby's weight is below the 10 <sup>th</sup> percentile for gestational age and sex Based on gestational age, <a href="#">sex</a> , <a href="#">multiple_birth_count</a> , and <a href="#">admission_weight</a> where <a href="#">screen_source</a> = "NB" and <a href="#">sex</a> = "M" or "F"		
Large for Gestational Age	Baby's weight is above the 90 <sup>th</sup> percentile for gestational age and sex Based on gestational age, <a href="#">sex</a> , <a href="#">multiple_birth_count</a> , and <a href="#">admission_weight</a> where <a href="#">screen_source</a> = "NB" and <a href="#">sex</a> = "M" or "F"		
<b>Low Birthweight Singletons</b>	<a href="#">screen_source</a> = "NB" and 5 ≤ <a href="#">admission_weight</a> < 2500 and <a href="#">stillbirth</a> = "N" and <a href="#">multiple_birth_count</a> = 1		
<b>Premature Birth</b>			
Spontaneous Preterm	gestational age <37 and <a href="#">labour_spont_flg</a> = "Y" gestational age <37 and <a href="#">labour_none_flg</a> = "Y" and ( <a href="#">cesarean_type</a> = 0	OR	Mother does not have a <a href="#">procedure_code</a> beginning with 5MD60)
Iatrogenic Preterm	gestational age <37 and <a href="#">labour_ind_flg</a> = "Y" gestational age <37 and <a href="#">labour_none_flg</a> = "Y" and		

	<b>PDR variables</b>		<b>CIHI Codes</b>
	<a href="#">cesarean_type</a> = 1, 2, 3, or 4		
<b>Neonatal Intensive Care Use</b>	<a href="#">nicu_ii</a> > 0 or <a href="#">nicu_iii</a> > 0 for the Birth Episode of Care		
<b>Neonatal Transfer</b>			
Transferred to Acute Care	<a href="#">screen_source</a> = "NB" and <a href="#">discharge_to</a> = "O" and <a href="#">institution_to</a> = 101, 102, 104, 105, 106, 107, 109, 111, 112, 113, 115, 116, 121, 123, 128, 130, 131, 134, 135, 136, 201, 202, 203, 204, 206, 217, 301, 302, 303, 305, 309, 401, 402, 403, 404, 405, 406, 408, 409, 417, 419, 501, 502, 507, 508, 510, 511, 601, 602, 603, 604, 606, 609, 651, 654, 655, 701, 702, 703, 704, 705, 707, 708, 713, 714, 715, 716, 717, 752, 753, 754, 755, 756, 801, 803, 804, 851, 854, 859, 901, 902, 903, 904, 906, 907, 912, 917, 918, 929, 973, or 974		
Transfer to Higher Level of Care	<a href="#">screen_source</a> = "NB" and <a href="#">institution_id</a> ≠ 102, 104, 109, 112, 116, 121, 130, 202, 302, 401, 501, 609, or 703 and <a href="#">discharge_to</a> = "O" and <a href="#">institution_to</a> = 102, 104, 105, 109, 112, 116, 121, 130, 202, 302, 401, 501, 609, or 703		
	<a href="#">screen_source</a> = "NB" and <a href="#">discharge_to</a> = "O" and <a href="#">institution_id</a> ≠ 104, 109, 116, or 202 and <a href="#">institution_to</a> = 104, 105, 109, 116, or 202		
Transfer to Acute Care Facility with Equal or Lower Level of Care	<a href="#">screen_source</a> = "NB" and <a href="#">discharge_to</a> = "O" and <a href="#">institution_id</a> = 104, 109, 116, or 202 and <a href="#">institution_to</a> = 101, 102, 104, 105, 106, 107, 109, 111, 112, 113, 115, 116, 121, 123, 128, 130, 131, 134, 135, 136, 201, 202, 203, 204, 206, 217, 301, 302, 303, 305, 309, 401, 402, 403, 404, 405, 406, 408, 409, 417, 419, 501, 502, 507, 508, 510, 511, 601, 602, 603, 604, 606, 609, 651, 654, 655, 701, 702, 703, 704, 705, 707, 708, 713, 714, 715, 716, 717, 752, 753, 754, 755, 756, 801, 803, 804, 851, 854, 859, 901, 902, 903, 904, 906, 907, 912, 917, 918, or 929		
	<a href="#">screen_source</a> = "NB" and <a href="#">discharge_to</a> = "O" and		

	<b>PDR variables</b>		<b>CIHI Codes</b>
	<p><a href="#">institution_id</a> = 102, 112, 121, 130, 302, 401, 501, 609, or 703 and  <a href="#">institution_to</a> = 101, 102, 106, 107, 111, 112, 113, 115, 121, 123, 128, 130, 131, 134, 135, 136, 201, 203, 204, 206, 217, 301, 302, 303, 305, 309, 401, 402, 403, 404, 405, 406, 408, 409, 417, 419, 501, 502, 507, 508, 510, 511, 601, 602, 603, 604, 606, 609, 651, 654, 655, 701, 702, 703, 704, 705, 707, 708, 713, 714, 715, 716, 717, 752, 753, 754, 755, 756, 801, 803, 804, 851, 854, 859, 901, 902, 903, 904, 906, 907, 912, 917, 918, or 929</p>		
<b>Resuscitation After Birth</b>	<p><a href="#">ippv_mask_flg</a> = "Y" or  <a href="#">ippv_ett_flg</a> = "Y" or  <a href="#">chest_compress_flg</a> = "Y" or  <a href="#">drugs</a> = "Y"</p>		
<b>Post-Neonatal Admission Diagnoses</b>			
Jaundice	Post-Neonatal Admission	AND	<a href="#">diagnosis_type</a> = "M" and <a href="#">diagnosis_cd</a> begins with P58, P59, or R17
Low Birth Weight or Preterm Birth	Post-Neonatal Admission	AND	<a href="#">diagnosis_type</a> = "M" and <a href="#">diagnosis_cd</a> begins with P07
Congenital Anomalies	Post-Neonatal Admission	AND	<a href="#">diagnosis_type</a> = "M" and <a href="#">diagnosis_cd</a> begins with G901, P293, or Q
Feeding Problems	Post-Neonatal Admission	AND	<a href="#">diagnosis_type</a> = "M" and <a href="#">diagnosis_cd</a> begins with K21, P741, P7881, P92, R633, or R634
Respiratory Infections	Post-Neonatal Admission	AND	<a href="#">diagnosis_type</a> = "M" and <a href="#">diagnosis_cd</a> begins with A37, J00-J06, J12-J18, J20-J22, or P23
Respiratory Distress	Post-Neonatal Admission	AND	<a href="#">diagnosis_type</a> = "M" and <a href="#">diagnosis_cd</a> begins with P22
Other Infections	Post-Neonatal Admission	AND	<a href="#">diagnosis_type</a> = "M" and <a href="#">diagnosis_cd</a> begins with A (except A37), B, H60-H66, K61, L0, M86, P027, P35-P38, P39 (except P393), P77, R572, T802, T814, T827, or T835
Apnea	Post-Neonatal Admission	AND	<a href="#">diagnosis_type</a> = "M" and <a href="#">diagnosis_cd</a> begins with G4730, P283, P284, or R068
Urinary Tract Infections	Post-Neonatal Admission	AND	<a href="#">diagnosis_type</a> = "M" and <a href="#">diagnosis_cd</a> begins with N390 or P393
Isoimmunization			<a href="#">diagnosis_type</a> = "M" and <a href="#">diagnosis_cd</a> begins with P55
<b>"Normal Labour"</b>	<p><a href="#">labour_spont_flg</a> = "Y" and  <a href="#">prev_cesarian_deliv</a> = 0 and  <a href="#">multiple_birth_count</a> = 1 and  <a href="#">baby_presentation_delivery</a> = 6 and  gestational age is between 37 and 41</p>		
<b>"Normal Childbirth"</b>	<p><a href="#">general_flg</a> ≠ "Y" and  <a href="#">spinal_flg</a> ≠ "Y" and  <a href="#">episiotomy_flg</a> ≠ "Y"</p>	AND	<a href="#">procedure_code</a> does not begin with 5MD53, 5MD54, 5MD55, 5MD56NN, 5MD56NR, 5MD56NW, 5MD56PC, 5MD56PF, 5MD56PJ, or 5MD60

	PDR variables		CIHI Codes
			AND anesthetic_type ≠ 1, 2, or 4 for a procedure_code beginning with 5MD
<b>Cervical Dilation on Admission</b>			
0-3cm	$0 \leq \text{cervical\_dilation\_on\_admis} < 4$		
4-10cm	$\text{cervical\_dilation\_on\_admis} \geq 4$		
Unknown	$\text{cervical\_dilation\_on\_admis} = \text{null}$		
<b>Duration of Labour Stages</b>			
Duration of First Stage	hours between (second_stage_date  second_stage_time – first_stage_date  first_stage_time) where first_stage_date and second_stage_date ≠ null and labour_none_flg ≠ "Y"		
Duration of Second Stage	hours between (delivery_date  delivery_time – second_stage_date  second_stage_time) where second_stage_date ≠ null and labour_none_flg ≠ "Y"		
<b>Low Apgar Score</b>	$0 \leq \text{apgar\_5\_minutes} < 7$		

## **Gestational Age Algorithm**

Gestational age at delivery is calculated using an algorithm consistent with that recommended by the Society of Obstetricians and Gynaecologists of Canada. The algorithm takes into account the last menstrual period (LMP), early ultrasound (EUS) before 20 weeks, newborn clinical exam, and chart documented estimate of gestational age. Accurate documentation of each of these on patient charts, including the estimated weeks and days gestation at early ultrasound, permits the most accurate calculation by PSBC.

Gestational age in completed weeks<sup>§</sup> based on LMP and EUS is calculated as follows:

1. If LMP\* is recorded and there is no EUS, use GA from LMP.
2. If LMP is recorded, there is no EUS<sup>^</sup>, but clinical exam of baby gives a GA at least 3 weeks different than LMP, use GA from newborn clinical exam.
3. If LMP is recorded and equal to GA – in weeks – from EUS at <14 weeks, use GA from LMP. If estimates are not equal, use GA from EUS.
4. If LMP is recorded and within 1 week of GA from EUS at 14-20 weeks, use GA from LMP. If difference is more than 1 week, use GA from EUS.
5. If LMP is not recorded but GA from EUS <20 weeks is recorded, use GA from EUS.
6. If LMP and EUS are not recorded, use GA from newborn clinical exam.
7. If LMP, EUS, and newborn clinical exam are not recorded, use GA from chart documentation.
8. If all are missing or out of range, GA is missing.

<sup>§</sup> Completed weeks of gestation is a term used in the estimated age of the fetus calculated from the first day of the LMP or US. A completed week increments at 7-day intervals. For instance 37 completed weeks includes the time span from 37 weeks and 0 days to 37 weeks and 6 days.

\* only LMP estimates of 15-45 weeks are considered. All others are treated as missing.

<sup>^</sup> only GA estimates of 17-43 weeks from EUS are considered. All others are treated as missing.