

Percent Distribution of Deliveries by Health Care Provider Type (%) and Facility

British Columbia
April 1, 2019 to March 31, 2020



Provider type (%)



Obstetrician

Surgeon

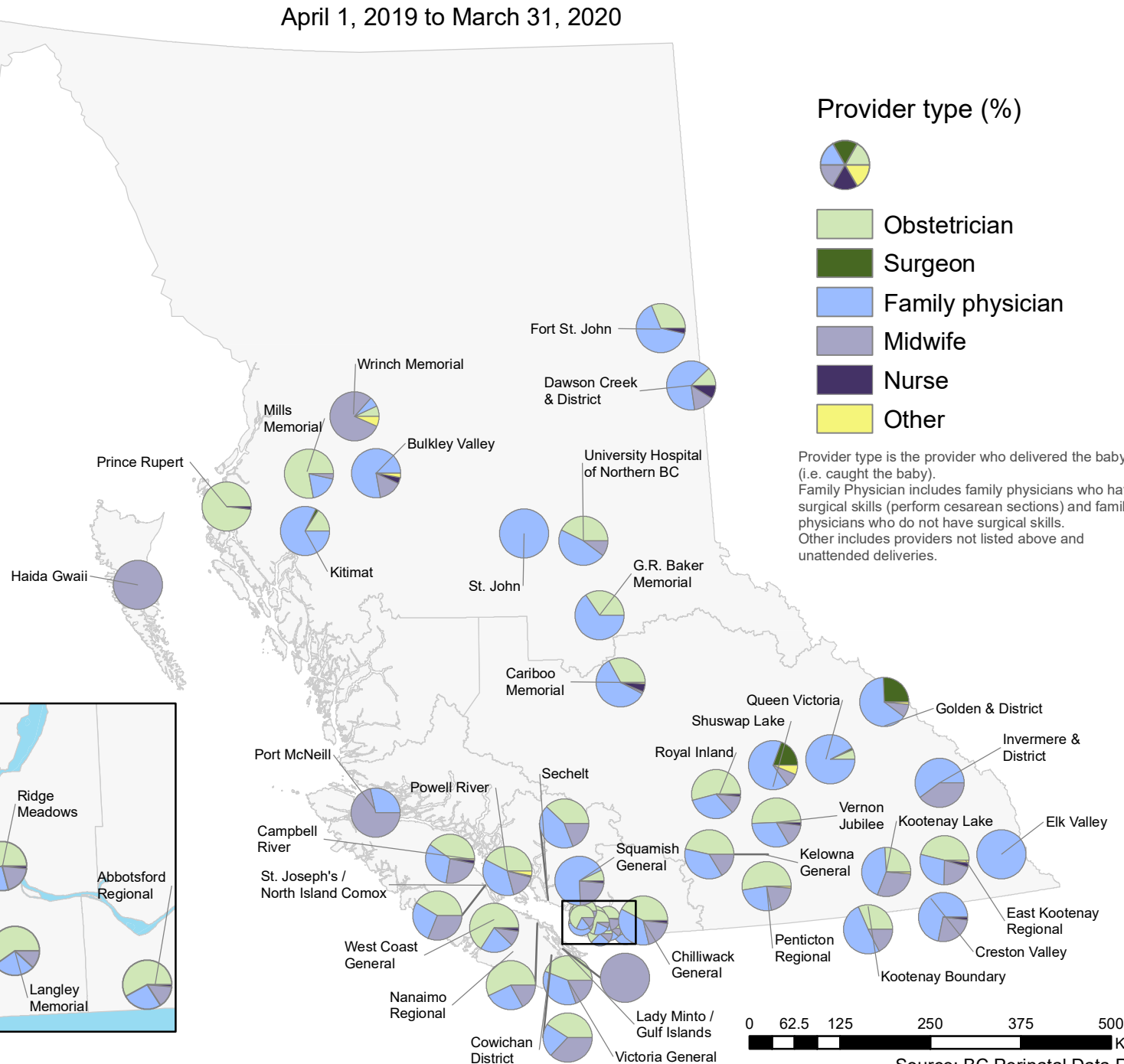
Family physician

Midwife


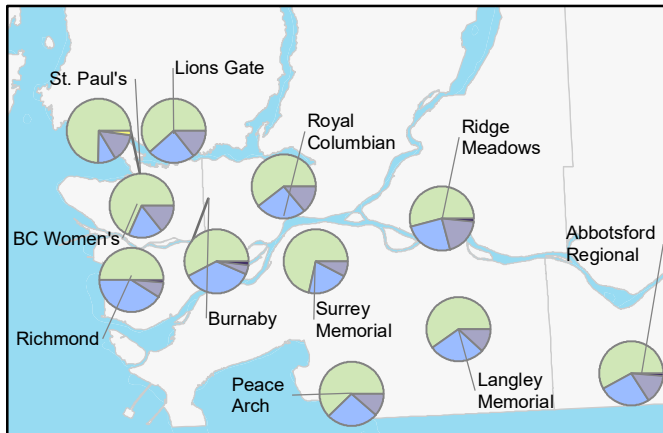
Nurse

Other

Provider type is the provider who delivered the baby (i.e. caught the baby). Family Physician includes family physicians who have surgical skills (perform cesarean sections) and family physicians who do not have surgical skills. Other includes providers not listed above and unattended deliveries.



Lower Mainland



Source: BC Perinatal Data Registry.
Data as of March 8, 2021.

Facilities without planned obstetrical services were excluded.

Number of Deliveries by Facility British Columbia, April 1, 2019 - March 31, 2020

Facility	Community	Deliveries
Abbotsford Regional Hospital & Cancer Centre	Abbotsford	2,557
BC Women's Hospital & Health Centre	Vancouver	6,978
Bulkley Valley District Hospital	Smithers	226
Burnaby Hospital	Burnaby	1,203
Campbell River Hospital	Campbell River	381
Cariboo Memorial Hospital	Williams Lake	274
Chilliwack General Hospital	Chilliwack	690
Cowichan District Hospital	Duncan	467
Creston Valley Hospital & Health Centre	Creston	53
Dawson Creek and District Hospital	Dawson Creek	316
Delivered at Home with a Registered Healthcare Provider		1,140
East Kootenay Regional Hospital	Cranbrook	386
Elk Valley Hospital	Fernie	106
Fort St. John Hospital	Fort St. John	527
GR Baker Memorial Hospital	Quesnel	163
Golden & District General Hospital	Golden	59
Haida Gwaii Hospital and Health Centre	Queen Charlotte	6
Invermere & District Hospital	Invermere	20
Kelowna General Hospital	Kelowna	1,590
Kitimat General Hospital	Kitimat	57
Kootenay Boundary Regional Hospital	Trail	203
Kootenay Lake Hospital	Nelson	257
Lady Minto/Gulf Islands Hospital	Salt Spring Island (Ganges)	10
Langley Memorial Hospital	Langley	1,333
Lions Gate Hospital	North Vancouver	1,313
Mills Memorial Hospital	Terrace	301
Nanaimo Regional General Hospital	Nanaimo	1,149
Peace Arch Hospital	White Rock	969
Penticton Regional Hospital	Penticton	484
Port McNeill Hospital	Port McNeill	7
Powell River General Hospital	Powell River	92
Prince Rupert Regional Hospital	Prince Rupert	156
Queen Victoria Hospital	Revelstoke	92

NOTES:

Number of women delivering a live or stillborn infant discharged between April 1, 2019 and March 31, 2020.

Only facilities with planned obstetric services are listed.

† 1,140 deliveries at home attended by a registered health care provider are included.

Cells with counts between 1 and 4 are reported as <5.

Number of Deliveries by Facility British Columbia, April 1, 2019 - March 31, 2020

Facility	Community	Deliveries
Richmond Hospital	Richmond	2,102
Ridge Meadows Hospital	Maple Ridge	735
Royal Columbian Hospital	New Westminster	2,906
Royal Inland Hospital	Kamloops	1,189
Sechelt Hospital	Sechelt	151
Shuswap Lake General Hospital	Salmon Arm	161
Squamish General Hospital	Squamish	282
St. John Hospital	Vanderhoof	135
St. Joseph's/North Island Hospital Comox Valley	Comox	458
St. Paul's Hospital	Vancouver	1,448
Surrey Memorial Hospital	Surrey	4,839
University Hospital of Northern British Columbia	Prince George	1,100
Vernon Jubilee Hospital	Vernon	826
Victoria General Hospital	Victoria	2,910
West Coast General Hospital	Port Alberni	194
Wrinch Memorial Hospital	Hazelton	15

NOTES:

Number of women delivering a live or stillborn infant discharged between April 1, 2019 and March 31, 2020.

Only facilities with planned obstetric services are listed.

¶ 1,140 deliveries at home attended by a registered health care provider are included.

Cells with counts between 1 and 4 are reported as <5.