

Number of Births by Facility

British Columbia

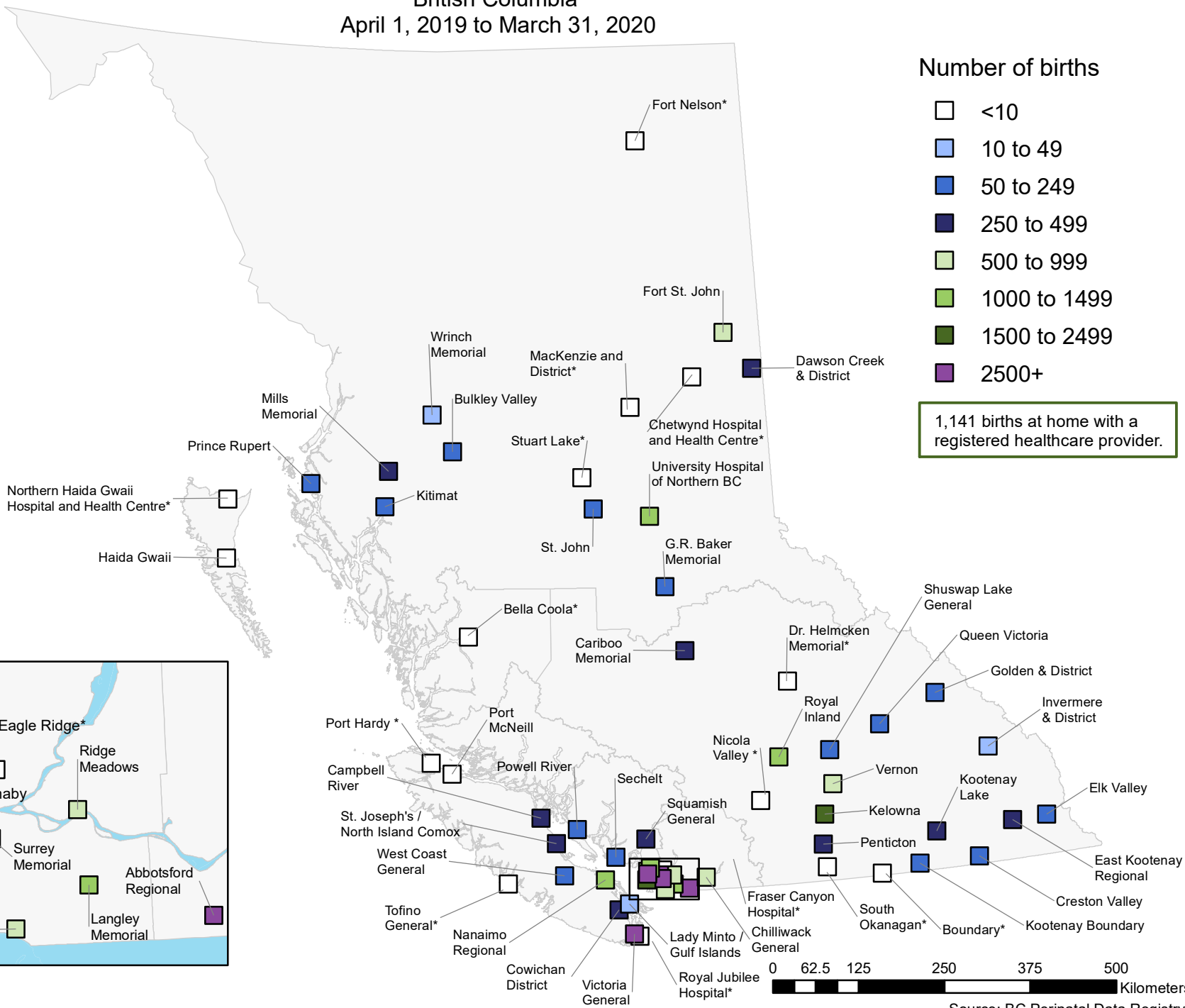
April 1, 2019 to March 31, 2020




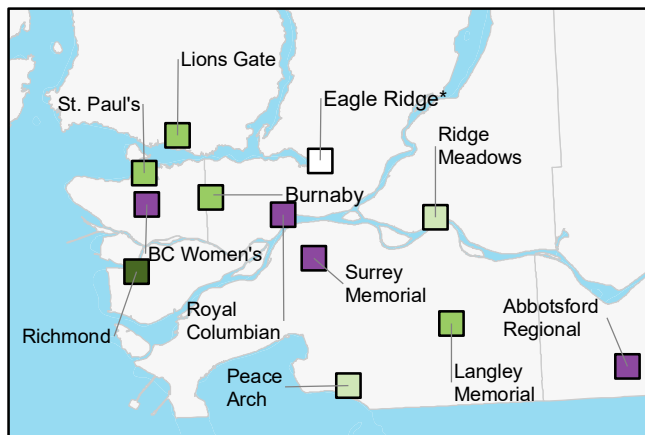
Number of births

- <10
- 10 to 49
- 50 to 249
- 250 to 499
- 500 to 999
- 1000 to 1499
- 1500 to 2499
- 2500+

1,141 births at home with a registered healthcare provider.



Lower Mainland



Number of Births by Facility British Columbia, April 1, 2019 - March 31, 2020

Facility	Community	Births
Abbotsford Regional Hospital & Cancer Centre	Abbotsford	2,588
BC Women's Hospital & Health Centre	Vancouver	7,146
Bella Coola General Hospital*	Bella Coola	<5
Born at Home with a Registered Healthcare Provider ¶		1,141
Boundary Hospital*	Grand Forks	<5
Bulkley Valley District Hospital	Smithers	229
Burnaby Hospital	Burnaby	1,210
Campbell River Hospital	Campbell River	390
Cariboo Memorial Hospital	Williams Lake	276
Chetwynd Hospital and Health Centre*	Chetwynd	<5
Chilliwack General Hospital	Chilliwack	692
Cowichan District Hospital	Duncan	474
Creston Valley Hospital & Health Centre	Creston	53
Dawson Creek and District Hospital	Dawson Creek	317
Dr. Helmcken Memorial Hospital*	Clearwater	<5
Eagle Ridge Hospital*	Port Moody	<5
East Kootenay Regional Hospital	Cranbrook	391
Elk Valley Hospital	Fernie	106
Fort Nelson General Hospital*	Fort Nelson	<5
Fort St. John Hospital	Fort St. John	532
G.R. Baker Memorial Hospital	Quesnel	163
Golden & District General Hospital	Golden	59
Haida Gwaii Hospital and Health Centre	Queen Charlotte	6
Invermere & District Hospital	Invermere	20
Kelowna General Hospital	Kelowna	1,613
Kitimat General Hospital	Kitimat	57
Kootenay Boundary Regional Hospital	Trail	208
Kootenay Lake Hospital	Nelson	259
Lady Minto/Gulf Islands Hospital	Salt Spring Island (Ganges)	10
Langley Memorial Hospital	Langley	1,349
Lions Gate Hospital	North Vancouver	1,337
Mackenzie and District Hospital and Health Centre*	MacKenzie	<5
Mills Memorial Hospital	Terrace	301

NOTES:

Number of live births and stillbirths whose mothers were discharged between April 1, 2019 and March 31, 2020.

* Hospital does not provide planned obstetrical services.

¶ 1,141 births at home attended by a registered health care provider are included.

Cells with counts between 1 and 4 are reported as <5.

Number of Births by Facility British Columbia, April 1, 2019 - March 31, 2020

Facility	Community	Births
Nanaimo Regional General Hospital	Nanaimo	1,160
Nicola Valley Hospital and Health Centre*	Merritt	<5
Northern Haida Gwaii Hospital and Health Centre*	Masset	<5
Peace Arch Hospital	White Rock	974
Penticton Regional Hospital	Penticton	489
Port Hardy Hospital*	Port Hardy	5
Port McNeill Hospital	Port McNeill	7
Powell River General Hospital	Powell River	92
Prince Rupert Regional Hospital	Prince Rupert	156
Queen Victoria Hospital	Revelstoke	92
Richmond Hospital	Richmond	2,129
Ridge Meadows Hospital	Maple Ridge	736
Royal Columbian Hospital	New Westminster	2,947
Royal Inland Hospital	Kamloops	1,208
Royal Jubilee Hospital*	Victoria	<5
Sechelt Hospital	Sechelt	152
Shuswap Lake General Hospital	Salmon Arm	161
South Okanagan General Hospital*	Oliver	<5
Squamish General Hospital	Squamish	282
St. John Hospital	Vanderhoof	135
St. Joseph's/North Island Hospital Comox Valley	Comox	461
St. Paul's Hospital	Vancouver	1,466
Stuart Lake Hospital*	Fort St. James	<5
Surrey Memorial Hospital	Surrey	4,937
Tofino General Hospital*	Tofino	<5
University Hospital of Northern British Columbia	Prince George	1,119
Vernon Jubilee Hospital	Vernon	840
Victoria General Hospital	Victoria	2,955
West Coast General Hospital	Port Alberni	194
Wrinch Memorial Hospital	Hazelton	15

NOTES:

Number of live births and stillbirths whose mothers were discharged between April 1, 2019 and March 31, 2020.

* Hospital does not provide planned obstetrical services.

† 1,141 births at home attended by a registered health care provider are included.

Cells with counts between 1 and 4 are reported as <5.