

Number of Births by Facility

British Columbia

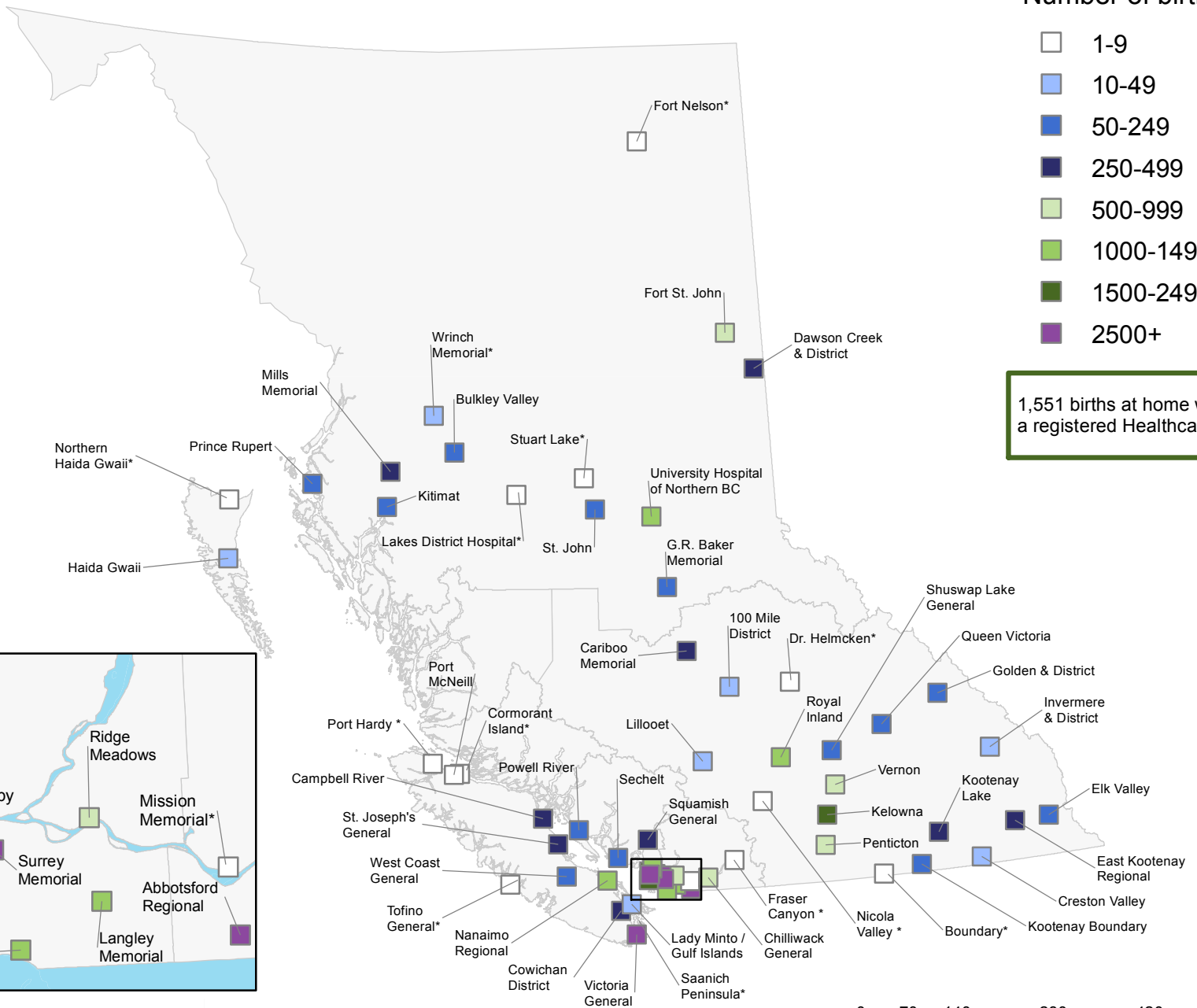
April 1, 2016 to March 31, 2017




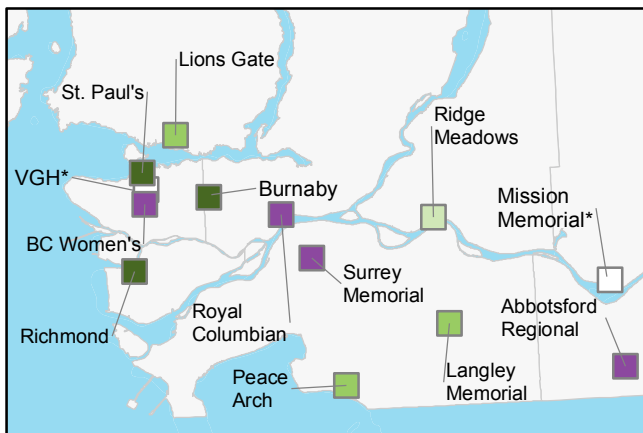
Number of births

- 1-9
- 10-49
- 50-249
- 250-499
- 500-999
- 1000-1499
- 1500-2499
- 2500+

1,551 births at home with a registered Healthcare Provider.



Lower Mainland





**Number of Births by Facility
British Columbia, April 1, 2016 - March 31, 2017**

Facility	Community	Births
100 Mile District General Hospital*	100 Mile House	14
Abbotsford Regional Hospital & Cancer Centre	Abbotsford	2,650
BC Women's Hospital & Health Centre	Vancouver	7,058
Born at Home with a Registered Healthcare Provider ¶¶		1,551
Boundary Hospital*	Grand Forks	<5
Bulkley Valley District Hospital	Smithers	247
Burnaby Hospital	Burnaby	1,546
Campbell River Hospital	Campbell River	397
Cariboo Memorial Hospital	Williams Lake	369
Chilliwack General Hospital	Chilliwack	824
Cormorant Island Health Centre*	Alert Bay	<5
Cowichan District Hospital	Duncan	490
Creston Valley Hospital & Health Centre	Creston	49
Dawson Creek and District Hospital	Dawson Creek	357
Dr. Helmcken Memorial Hospital*	Clearwater	<5
East Kootenay Regional Hospital	Cranbrook	445
Elk Valley Hospital	Fernie	108
Fort Nelson General Hospital*	Fort Nelson	<5
Fort St. John Hospital	Fort St. John	632
Fraser Canyon Hospital*	Hope	<5
G.R. Baker Memorial Hospital	Quesnel	154
Golden & District General Hospital	Golden	59
Haida Gwaii Hospital and Health Centre	Queen Charlotte	10
Invermere & District Hospital	Invermere	19
Kelowna General Hospital	Kelowna	1,576
Kitimat General Hospital	Kitimat	50
Kootenay Boundary Regional Hospital	Trail	212
Kootenay Lake Hospital	Nelson	298
Lady Minto/Gulf Islands Hospital	Salt Spring Island (Ganges)	18
Lakes District Hospital & Health Centre*	Burns Lake	<5
Langley Memorial Hospital	Langley	1,495
Lillooet Hospital & Health Centre	Lillooet	16
Lions Gate Hospital	North Vancouver	1,366

NOTES:

Number of live births and stillbirths whose mothers were discharged between April 1, 2016 and March 31, 2017.

* Hospital does not provide planned obstetrical services.

Cells with counts between 1 and 4 are reported as <5.

¶¶ Deliveries at home attended by registered health care providers for which data were received by PSBC are included. According to client rosters for 2016/2017, Registered Midwives attended 1,551 deliveries at home.

Data source: BC Perinatal Data Registry. Report generated on June 3, 2019.



Number of Births by Facility
British Columbia, April 1, 2016 - March 31, 2017

Facility	Community	Births
Mills Memorial Hospital	Terrace	321
Mission Memorial Hospital*	Mission	<5
Nanaimo Regional General Hospital	Nanaimo	1,265
Nicola Valley Hospital and Health Centre*	Merritt	<5
Northern Haida Gwaii Hospital and Health Centre*	Masset	<5
Peace Arch Hospital	White Rock	1,064
Penticton Regional Hospital	Penticton	522
Port Hardy Hospital*	Port Hardy	5
Port McNeill Hospital	Port McNeill	6
Powell River General Hospital	Powell River	108
Prince Rupert Regional Hospital	Prince Rupert	201
Queen Victoria Hospital	Revelstoke	80
Richmond Hospital	Richmond	2,236
Ridge Meadows Hospital	Maple Ridge	767
Royal Columbian Hospital	New Westminster	2,900
Royal Inland Hospital	Kamloops	1,226
Sechelt Hospital	Sechelt	157
Shuswap Lake General Hospital	Salmon Arm	198
Squamish General Hospital	Squamish	312
St. John Hospital	Vanderhoof	154
St. Joseph's General Hospital	Comox	462
St. Paul's Hospital	Vancouver	1,595
Stuart Lake Hospital*	Fort St. James	7
Surrey Memorial Hospital	Surrey	4,496
Tofino General Hospital*	Tofino	<5
University Hospital of Northern British Columbia	Prince George	1,177
Vancouver General Hospital*	Vancouver	<5
Vernon Jubilee Hospital	Vernon	810
Victoria General Hospital	Victoria	3,115
West Coast General Hospital	Port Alberni	222
Wrinch Memorial Hospital	Hazelton	14

NOTES:

Number of live births and stillbirths whose mothers were discharged between April 1, 2016 and March 31, 2017.

* Hospital does not provide planned obstetrical services.

Cells with counts between 1 and 4 are reported as <5.

¶ Deliveries at home attended by registered health care providers for which data were received by PSBC are included. According to client rosters for 2016/2017, Registered Midwives attended 1,551 deliveries at home.

Data source: BC Perinatal Data Registry. Report generated on June 3, 2019.