

Percent Distribution of Deliveries by Health Care Provider Type (%) and Facility

British Columbia
April 1, 2021 to March 31, 2022



Provider type (%)



Obstetrician

Surgeon

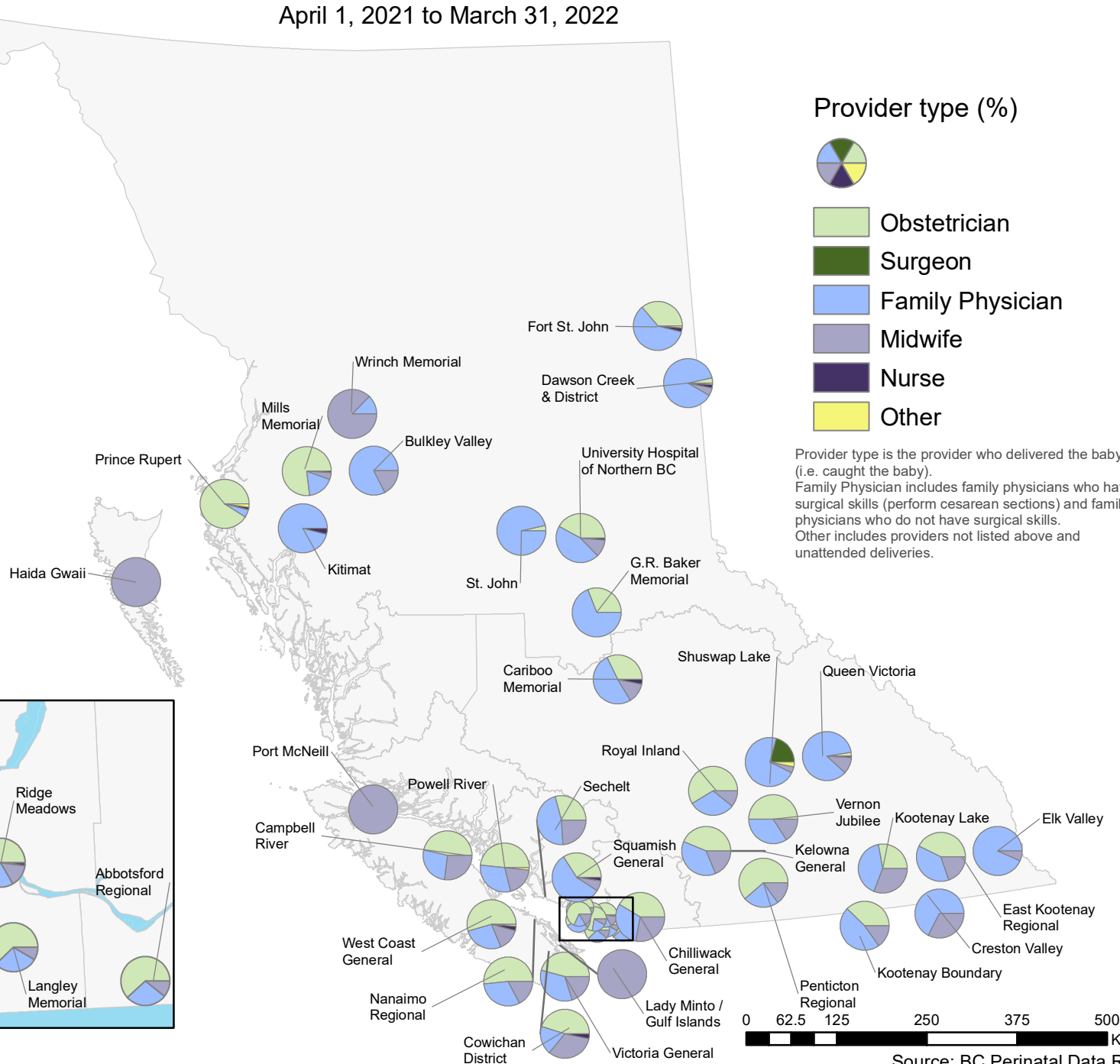
Family Physician

Midwife


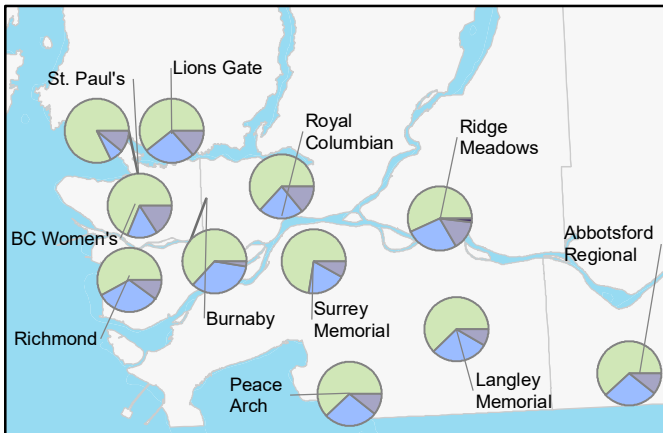
Nurse

Other

Provider type is the provider who delivered the baby (i.e. caught the baby).
Family Physician includes family physicians who have surgical skills (perform cesarean sections) and family physicians who do not have surgical skills.
Other includes providers not listed above and unattended deliveries.



Lower Mainland



Source: BC Perinatal Data Registry.
Data as of January 23, 2024.

Facilities without planned obstetrical services were excluded.
Data from Island Health and Interior Health are incomplete.

Number of Deliveries by Facility

British Columbia, April 1, 2021 - March 31, 2022

Facility	Community	Deliveries
Abbotsford Regional Hospital & Cancer Centre	Abbotsford	2,500
BC Women's Hospital & Health Centre	Vancouver	6,680
Bulkley Valley District Hospital	Smithers	215
Burnaby Hospital	Burnaby	1,319
Campbell River Hospital	Campbell River	319
Cariboo Memorial Hospital	Williams Lake	283
Chilliwack General Hospital	Chilliwack	925
Cowichan District Hospital	Duncan	461
Creston Valley Hospital & Health Centre	Creston	49
Dawson Creek and District Hospital	Dawson Creek	266
Delivered at Home with a Registered Healthcare Provider		1,073
East Kootenay Regional Hospital	Cranbrook	411
Elk Valley Hospital	Fernie	125
Fort St. John Hospital	Fort St. John	584
GR Baker Memorial Hospital	Quesnel	149
Haida Gwaii Hospital and Health Centre	Queen Charlotte	9
Kelowna General Hospital	Kelowna	1,797
Kitimat General Hospital	Kitimat	26
Kootenay Boundary Regional Hospital	Trail	224
Kootenay Lake Hospital	Nelson	255
Lady Minto/Gulf Islands Hospital	Salt Spring Island (Ganges)	5
Langley Memorial Hospital	Langley	1,570
Lions Gate Hospital	North Vancouver	1,259
Mills Memorial Hospital	Terrace	283
Nanaimo Regional General Hospital	Nanaimo	1,278
Peace Arch Hospital	White Rock	859
Penticton Regional Hospital	Penticton	543
Port McNeill Hospital	Port McNeill	<5
Powell River General Hospital	Powell River	109
Prince Rupert Regional Hospital	Prince Rupert	132
Queen Victoria Hospital	Revelstoke	84
Richmond Hospital	Richmond	1,449

NOTES:

Number of women delivering a live or stillborn infant discharged between April 1, 2021 and March 31, 2022.

Only facilities with planned obstetric services are listed.

¶ 1,073 deliveries at home attended by a registered health care provider are included.

Cells with counts between 1 and 4 are reported as <5.

Number of Deliveries by Facility British Columbia, April 1, 2021 - March 31, 2022

Facility	Community	Deliveries
Ridge Meadows Hospital	Maple Ridge	830
Royal Columbian Hospital	New Westminster	3,060
Royal Inland Hospital	Kamloops	1,209
Sechelt Hospital	Sechelt	183
Shuswap Lake General Hospital	Salmon Arm	168
Squamish General Hospital	Squamish	384
St. John Hospital	Vanderhoof	114
St. Paul's Hospital	Vancouver	1,196
Surrey Memorial Hospital	Surrey	4,897
University Hospital of Northern British Columbia	Prince George	997
Vernon Jubilee Hospital	Vernon	807
Victoria General Hospital	Victoria	2,332
West Coast General Hospital	Port Alberni	176
Wrinch Memorial Hospital	Hazelton	16

NOTES:

Number of women delivering a live or stillborn infant discharged between April 1, 2021 and March 31, 2022.

Only facilities with planned obstetric services are listed.

¶ 1,073 deliveries at home attended by a registered health care provider are included.

Cells with counts between 1 and 4 are reported as <5.