




Births by Facility

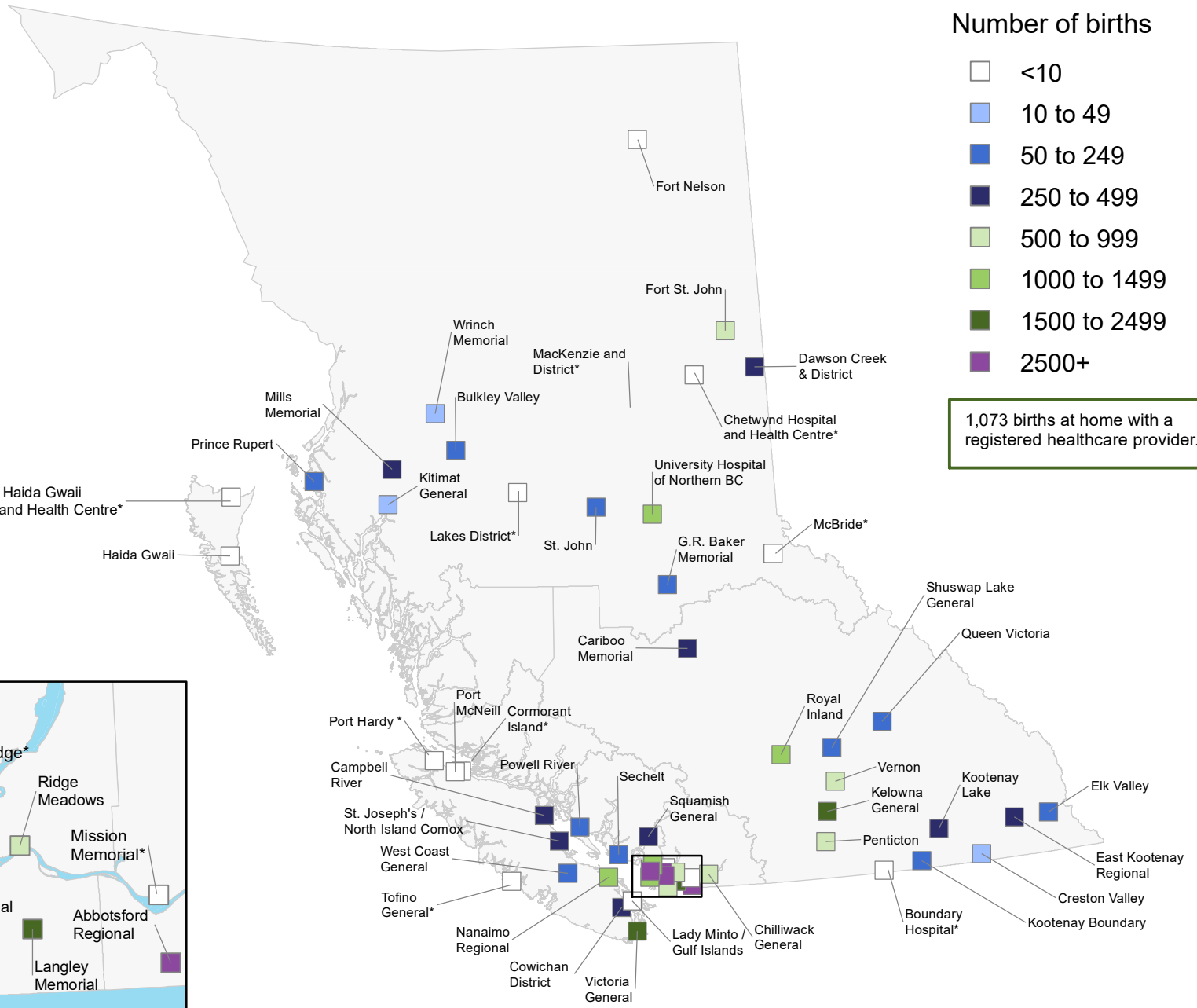
British Columbia

April 1, 2021 to March 31, 2022


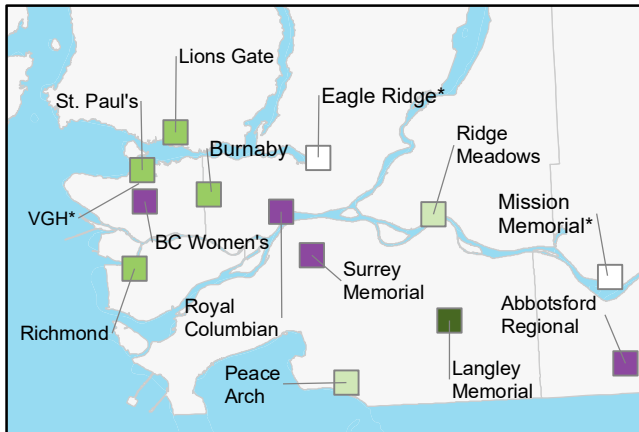
Number of births



1,073 births at home with a registered healthcare provider.



Lower Mainland



Number of Births by Facility

British Columbia, April 1, 2021 - March 31, 2022

Facility	Community	Births
Abbotsford Regional Hospital & Cancer Centre	Abbotsford	2,535
BC Women's Hospital & Health Centre	Vancouver	6,836
Born at Home with a Registered Healthcare Provider ¶¶		1,073
Boundary Hospital*	Grand Forks	<5
Bulkley Valley District Hospital	Smithers	219
Burnaby Hospital	Burnaby	1,329
Campbell River Hospital	Campbell River	322
Cariboo Memorial Hospital	Williams Lake	287
Chetwynd Hospital and Health Centre*	Chetwynd	<5
Chilliwack General Hospital	Chilliwack	930
Cormorant Island Health Centre*	Alert Bay	<5
Cowichan District Hospital	Duncan	467
Creston Valley Hospital & Health Centre	Creston	49
Dawson Creek and District Hospital	Dawson Creek	267
Eagle Ridge Hospital*	Port Moody	<5
East Kootenay Regional Hospital	Cranbrook	416
Elk Valley Hospital	Fernie	125
Fort Nelson General Hospital*	Fort Nelson	<5
Fort St. John Hospital	Fort St. John	590
G.R. Baker Memorial Hospital	Quesnel	149
Haida Gwaii Hospital and Health Centre	Queen Charlotte	9
Kelowna General Hospital	Kelowna	1,823
Kitimat General Hospital	Kitimat	26
Kootenay Boundary Regional Hospital	Trail	227
Kootenay Lake Hospital	Nelson	257
Lady Minto/Gulf Islands Hospital	Salt Spring Island (Ganges)	5
Lakes District Hospital & Health Centre*	Burns Lake	<5
Langley Memorial Hospital	Langley	1,583
Lions Gate Hospital	North Vancouver	1,272
McBride and District Hospital*	McBride	<5
Mills Memorial Hospital	Terrace	283
Mission Memorial Hospital*	Mission	<5

NOTES:

Number of live births and stillbirths whose mothers were discharged between April 1, 2021 and March 31, 2022.

* Hospital does not provide planned obstetrical services.

¶¶ 1,073 births at home attended by a registered health care provider are included.

Cells with counts between 1 and 4 are reported as <5.

Data for Island Health and Interior Health are incomplete.

Number of Births by Facility

British Columbia, April 1, 2021 - March 31, 2022

Facility	Community	Births
Nanaimo Regional General Hospital	Nanaimo	1,196
Northern Haida Gwaii Hospital and Health Centre*	Masset	<5
Peace Arch Hospital	White Rock	862
Penticton Regional Hospital	Penticton	553
Port Hardy Hospital*	Port Hardy	5
Port McNeill Hospital	Port McNeill	<5
Powell River General Hospital	Powell River	111
Prince Rupert Regional Hospital	Prince Rupert	132
Queen Victoria Hospital	Revelstoke	84
Richmond Hospital	Richmond	1,463
Ridge Meadows Hospital	Maple Ridge	834
Royal Columbian Hospital	New Westminster	3,097
Royal Inland Hospital	Kamloops	1,229
Sechelt Hospital	Sechelt	184
Shuswap Lake General Hospital	Salmon Arm	168
Squamish General Hospital	Squamish	385
St. John Hospital	Vanderhoof	114
St. Joseph's/North Island Hospital Comox Valley	Comox	456
St. Paul's Hospital	Vancouver	1,202
Surrey Memorial Hospital	Surrey	4,989
Tofino General Hospital*	Tofino	<5
University Hospital of Northern British Columbia	Prince George	1,012
Vernon Jubilee Hospital	Vernon	818
Victoria General Hospital	Victoria	2,199
West Coast General Hospital	Port Alberni	171
Wrinch Memorial Hospital	Hazelton	16

NOTES:

Number of live births and stillbirths whose mothers were discharged between April 1, 2021 and March 31, 2022.

* Hospital does not provide planned obstetrical services.

†† 1,073 births at home attended by a registered health care provider are included.

Cells with counts between 1 and 4 are reported as <5.

Data for Island Health and Interior Health are incomplete.