




Births by Facility

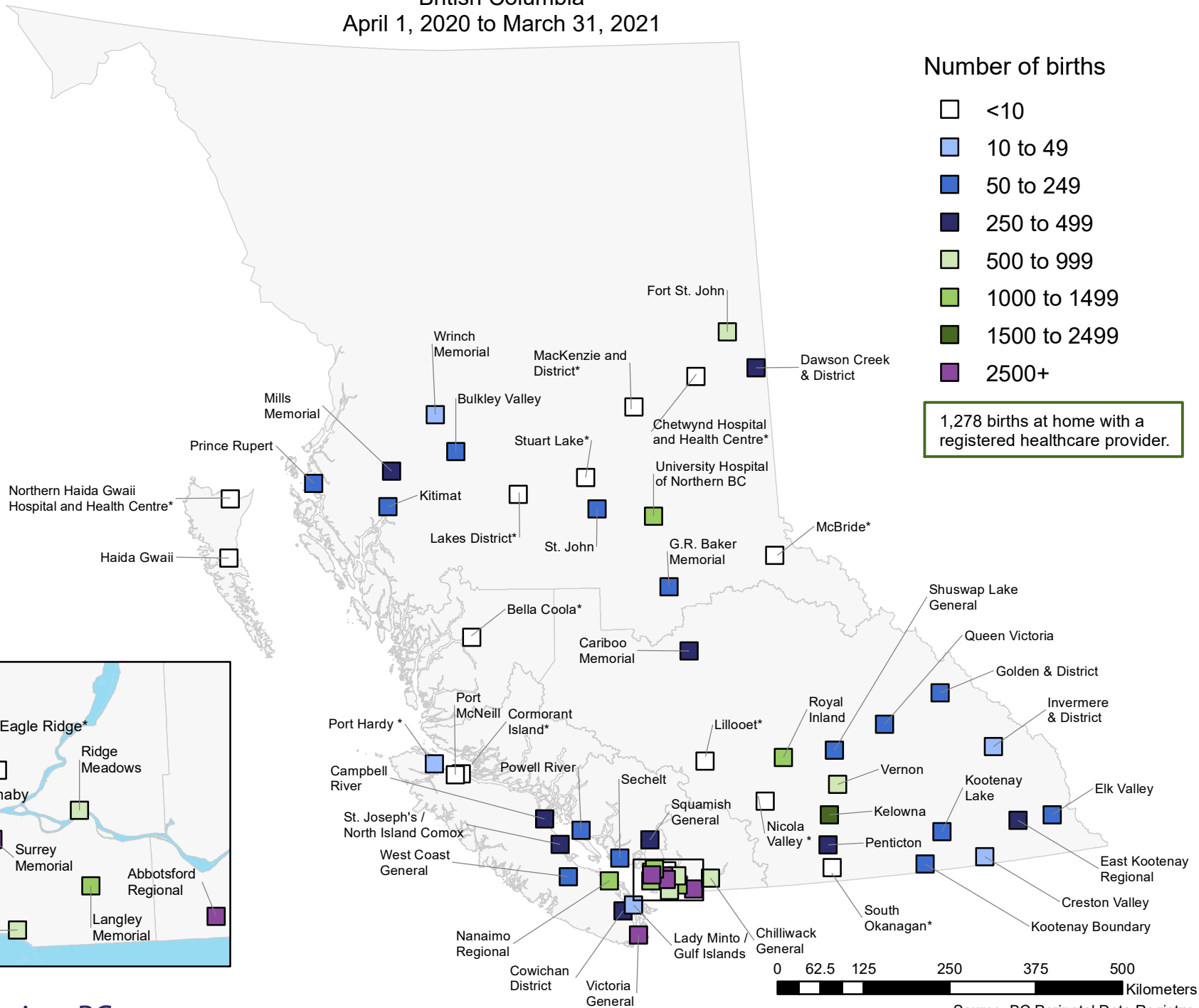
British Columbia

April 1, 2020 to March 31, 2021


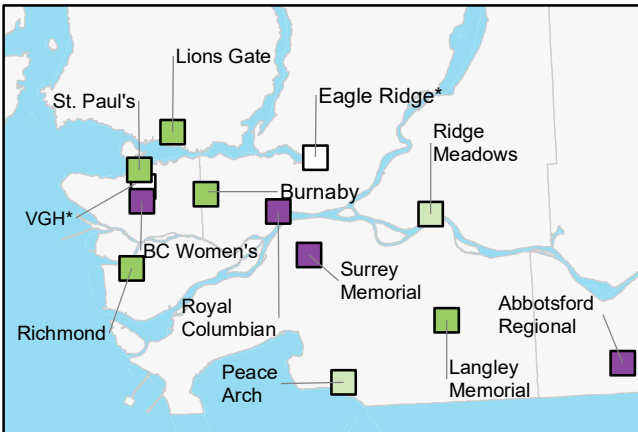
Number of births



1,278 births at home with a registered healthcare provider.



Lower Mainland





Births by Facility

British Columbia, April 1, 2020 - March 31, 2021

Facility	Community	Births
Abbotsford Regional Hospital & Cancer Centre	Abbotsford	2,528
BC Women's Hospital & Health Centre	Vancouver	6,755
Bella Coola General Hospital*	Bella Coola	<5
Born at Home with a Registered Healthcare Provider ¶		1,278
Bulkley Valley District Hospital	Smithers	234
Burnaby Hospital	Burnaby	1,217
Campbell River Hospital	Campbell River	365
Cariboo Memorial Hospital	Williams Lake	299
Chetwynd Hospital and Health Centre*	Chetwynd	<5
Chilliwack General Hospital	Chilliwack	775
Cormorant Island Health Centre*	Alert Bay	<5
Cowichan District Hospital	Duncan	450
Creston Valley Hospital & Health Centre	Creston	49
Dawson Creek and District Hospital	Dawson Creek	315
Eagle Ridge Hospital*	Port Moody	<5
East Kootenay Regional Hospital	Cranbrook	389
Elk Valley Hospital	Fernie	110
Fort St. John Hospital	Fort St. John	572
G.R. Baker Memorial Hospital	Quesnel	154
Golden & District General Hospital	Golden	66
Haida Gwaii Hospital and Health Centre	Queen Charlotte	9
Invermere & District Hospital	Invermere	13
Kelowna General Hospital	Kelowna	1,610
Kitimat General Hospital	Kitimat	52
Kootenay Boundary Regional Hospital	Trail	201
Kootenay Lake Hospital	Nelson	246
Lady Minto/Gulf Islands Hospital	Salt Spring Island (Ganges)	13
Lakes District Hospital & Health Centre*	Burns Lake	<5
Langley Memorial Hospital	Langley	1,484
Lillooet Hospital & Health Centre*	Lillooet	<5
Lions Gate Hospital	North Vancouver	1,278
Mackenzie and District Hospital and Health Centre*	MacKenzie	<5
McBride and District Hospital*	McBride	<5

NOTES:

Number of live births and stillbirths whose mothers were discharged between April 1, 2020 and March 31, 2021.

* Hospital does not provide planned obstetrical services.

¶ 1,278 births at home attended by a registered health care provider are included.

Cells with counts between 1 and 4 are reported as <5.

Births by Facility

British Columbia, April 1, 2020 - March 31, 2021

Facility	Community	Births
Mills Memorial Hospital	Terrace	290
Nanaimo Regional General Hospital	Nanaimo	1,137
Nicola Valley Hospital and Health Centre*	Merritt	<5
Northern Haida Gwaii Hospital and Health Centre*	Masset	<5
Peace Arch Hospital	White Rock	857
Penticton Regional Hospital	Penticton	492
Port Hardy Hospital*	Port Hardy	11
Port McNeill Hospital	Port McNeill	<5
Powell River General Hospital	Powell River	77
Prince Rupert Regional Hospital	Prince Rupert	174
Queen Victoria Hospital	Revelstoke	70
Richmond Hospital	Richmond	1,492
Ridge Meadows Hospital	Maple Ridge	724
Royal Columbian Hospital	New Westminster	3,008
Royal Inland Hospital	Kamloops	1,204
Sechelt Hospital	Sechelt	150
Shuswap Lake General Hospital	Salmon Arm	180
South Okanagan General Hospital*	Oliver	<5
Squamish General Hospital	Squamish	335
St. John Hospital	Vanderhoof	109
St. Joseph's/North Island Hospital Comox Valley	Comox	464
St. Paul's Hospital	Vancouver	1,191
Stuart Lake Hospital*	Fort St. James	<5
Surrey Memorial Hospital	Surrey	4,890
University Hospital of Northern British Columbia	Prince George	1,075
Vancouver General Hospital*	Vancouver	<5
Vernon Jubilee Hospital	Vernon	787
Victoria General Hospital	Victoria	2,849
West Coast General Hospital	Port Alberni	181
Wrinch Memorial Hospital	Hazelton	19

NOTES:

Number of live births and stillbirths whose mothers were discharged between April 1, 2020 and March 31, 2021.

* Hospital does not provide planned obstetrical services.

† 1,278 births at home attended by a registered health care provider are included.

Cells with counts between 1 and 4 are reported as <5.