

Number of Births by Facility

British Columbia

April 1, 2018 to March 31, 2019


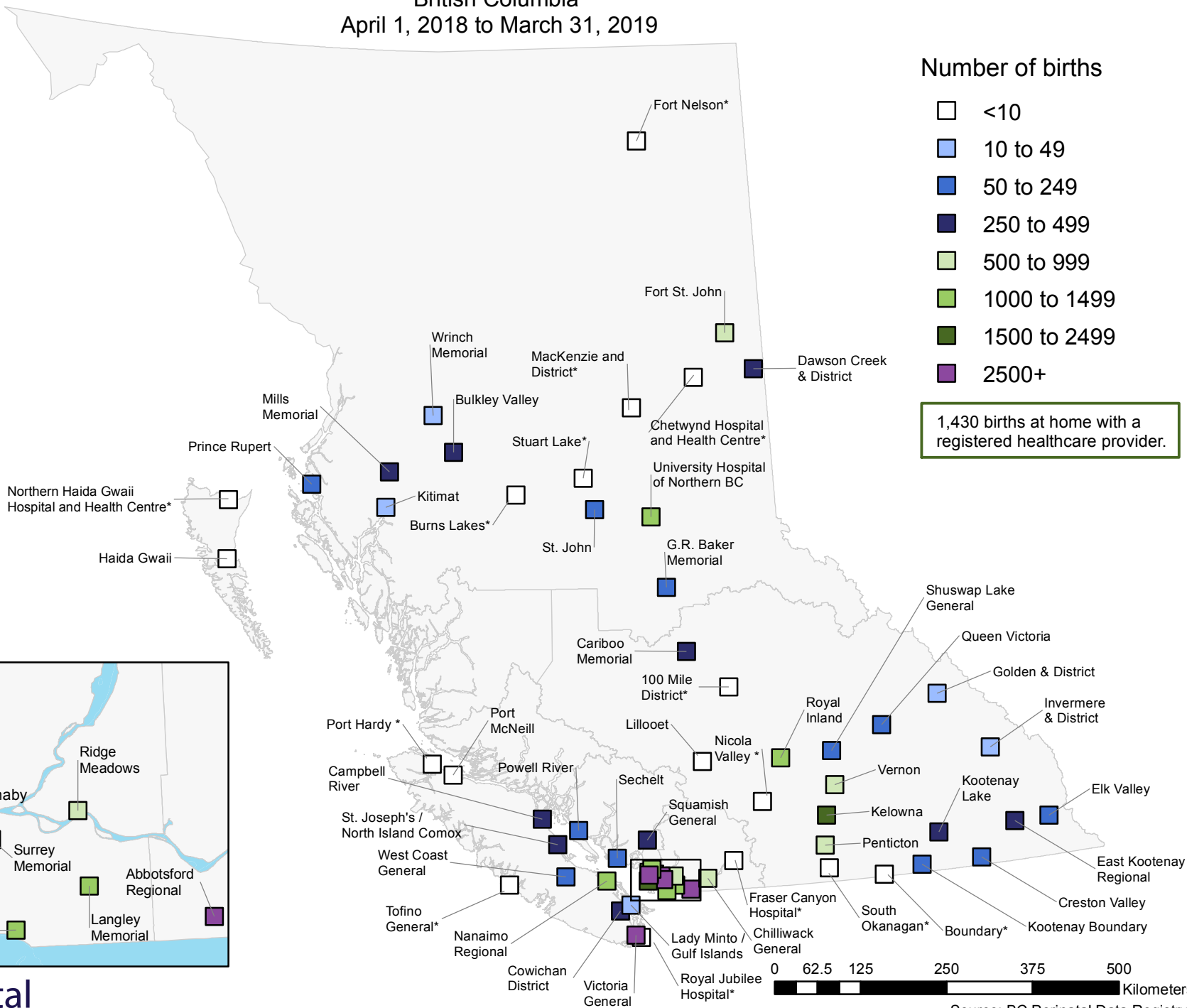
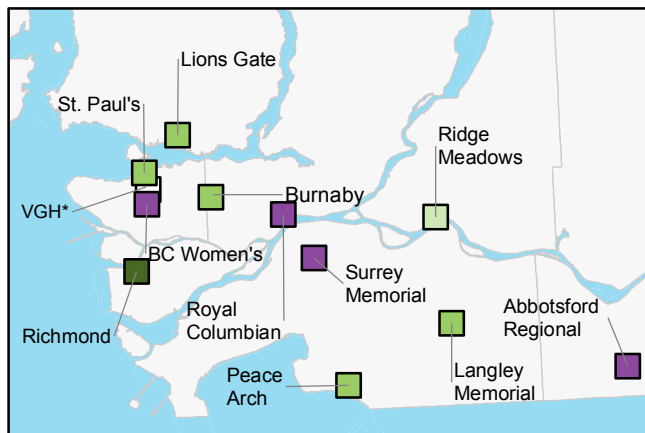


Number of births

- <10
- 10 to 49
- 50 to 249
- 250 to 499
- 500 to 999
- 1000 to 1499
- 1500 to 2499
- 2500+

1,430 births at home with a registered healthcare provider.

Lower Mainland



Number of Births by Facility

British Columbia, April 1, 2018 - March 31, 2019

Facility	Community	Births
100 Mile District General Hospital*	100 Mile House	<5
Abbotsford Regional Hospital & Cancer Centre	Abbotsford	2,607
BC Women's Hospital & Health Centre	Vancouver	7,003
Born at Home with a Registered Healthcare Provider ¶¶		1,430
Boundary Hospital*	Grand Forks	<5
Bulkley Valley District Hospital	Smithers	255
Burnaby Hospital	Burnaby	1,264
Campbell River Hospital	Campbell River	364
Cariboo Memorial Hospital	Williams Lake	298
Chetwynd Hospital and Health Centre*	Chetwynd	<5
Chilliwack General Hospital	Chilliwack	734
Cowichan District Hospital	Duncan	497
Creston Valley Hospital & Health Centre	Creston	50
Dawson Creek and District Hospital	Dawson Creek	346
East Kootenay Regional Hospital	Cranbrook	428
Elk Valley Hospital	Fernie	91
Fort Nelson General Hospital*	Fort Nelson	<5
Fort St. John Hospital	Fort St. John	556
Fraser Canyon Hospital*	Hope	<5
G.R. Baker Memorial Hospital	Quesnel	154
Golden & District General Hospital	Golden	44
Haida Gwaii Hospital and Health Centre	Queen Charlotte	8
Invermere & District Hospital	Invermere	22
Kelowna General Hospital	Kelowna	1,553
Kitimat General Hospital	Kitimat	47
Kootenay Boundary Regional Hospital	Trail	213
Kootenay Lake Hospital	Nelson	293
Lady Minto/Gulf Islands Hospital	Salt Spring Island (Ganges)	16
Lakes District Hospital & Health Centre*	Burns Lake	5
Langley Memorial Hospital	Langley	1,387
Lillooet Hospital & Health Centre	Lillooet	<5
Lions Gate Hospital	North Vancouver	1,259
Mackenzie and District Hospital and Health Centre*	MacKenzie	<5

NOTES:

Number of live births and stillbirths whose mothers were discharged between April 1, 2018 and March 31, 2019.

* Hospital does not provide planned obstetrical services.

¶¶ 1,430 births at home attended by a registered health care provider are included.

Cells with counts between 1 and 4 are reported as <5.

Number of Births by Facility British Columbia, April 1, 2018 - March 31, 2019

Facility	Community	Births
Mills Memorial Hospital	Terrace	281
Nanaimo Regional General Hospital	Nanaimo	1,216
Nicola Valley Hospital and Health Centre*	Merritt	<5
Northern Haida Gwaii Hospital and Health Centre*	Masset	<5
Peace Arch Hospital	White Rock	1,005
Penticton Regional Hospital	Penticton	513
Port Hardy Hospital*	Port Hardy	<5
Port McNeill Hospital	Port McNeill	<5
Powell River General Hospital	Powell River	103
Prince Rupert Regional Hospital	Prince Rupert	178
Queen Victoria Hospital	Revelstoke	70
Richmond Hospital	Richmond	1,993
Ridge Meadows Hospital	Maple Ridge	767
Royal Columbian Hospital	New Westminster	2,905
Royal Inland Hospital	Kamloops	1,273
Royal Jubilee Hospital*	Victoria	<5
Sechelt Hospital	Sechelt	192
Shuswap Lake General Hospital	Salmon Arm	172
South Okanagan General Hospital*	Oliver	<5
Squamish General Hospital	Squamish	318
St. John Hospital	Vanderhoof	127
St. Joseph's/North Island Hospital Comox Valley	Comox	470
St. Paul's Hospital	Vancouver	1,379
Stuart Lake Hospital*	Fort St. James	<5
Surrey Memorial Hospital	Surrey	4,916
Tofino General Hospital*	Tofino	<5
University Hospital of Northern British Columbia	Prince George	1,122
Vancouver General Hospital*	Vancouver	<5
Vernon Jubilee Hospital	Vernon	814
Victoria General Hospital	Victoria	2,877
West Coast General Hospital	Port Alberni	209
Wrinch Memorial Hospital	Hazelton	14

NOTES:

Number of live births and stillbirths whose mothers were discharged between April 1, 2018 and March 31, 2019.

* Hospital does not provide planned obstetrical services.

† 1,430 births at home attended by a registered health care provider are included.

Cells with counts between 1 and 4 are reported as <5.